



ST. XAVIER'S COLLEGE VAIKOM

Re accredited with B+ Grade by NAAC


Transforming lives since 1981

Feedback Analysis Report

2018-19

The College has a well-maintained system coordinated by IQAC to obtain feedback on the curriculum from stakeholders, students, teachers, employer, alumni and parents. The feedback thus collected, analysed and reports are submitted to the Principal for further consideration. Various departments take feedback from their wards which are analysed systematically at the department as well as the institutional level. Suggestions given by the final year students are taken into consideration to enrich the curriculum delivery and add on short term courses, seminars, workshops, exhibitions and academic lecture series by experts on different disciplines are conducted. Field surveys and industrial visits are made mandatory for students to familiarise them with the recent trends in the industry as well as the economy. These activities help them to implant a practical approach in life and diminish the gap between a theoretical approach and practical application. Teacher's feedback regarding the curriculum is taken and discussions are deliberated and intimated to the authorities concerned during the Boards of Studies meetings or Syllabus Revision Committee meetings held at the University level. Feedback from parents is collected either during open house interactions or at PTA General Body meetings. Suggestions are analysed and executed. Alumni feedback facilitated industry interactions, motivation talks by eminent academicians, industrialists, scientists and celebrities from different realms and

field visits. They have financially assisted the institution to conduct Intercollegiate Quiz competitions held annually. Peer teaching, PPT presentations and Seminars are always a source of inspiration to students as it boosts their confidence and communication skills. These academic activities have now become part and parcel of our learning process. The feedback system has improved the teaching methods and teaching aids. ICT enabled teaching curriculum has helped both the faculty as well as the students to comprehend the topics within a short academic schedule. Proper and timely measures are taken to redress the grievances of the students.



Dr. Rajumon T. Mavunkal
Principal, St. Xavier's College
Vaikom, Kothavara P.O. - 686 607





ST. XAVIER'S COLLEGE VAIKOM

Re accredited with B+ Grade by NAAC

Transforming lives since 1981

Feedback Analysis Report

2019-2020

The College has a well- maintained feedback system coordinated by IQAC to compile and analyse the data. The covid pandemic situation has disrupted the existing pattern and has turned everything topsy turvy. However, we have compiled the data online through a well-structured questionnaire. The feedback thus collected is send to the Principal for further consideration. Various departments take feedback from their wards which are analysed systematically at the department level as well as institutional. Suggestions given by the students are taken into consideration with utmost importance to enrich the curriculum delivery. Teachers feedback regarding the curriculum is taken during staff meetings. It is then compiled and communicated to the BOS members and Syllabus Revision Committee members of the University during their respective meetings. Feedback from parents is collected either during open house interactions or PTA General Body meetings. Suggestions are compiled and executed judiciously. Alumni feedback facilitated Industry interactions,

discourses by eminent scholars, industrialists and celebrities from different realms. It helped the students to reduce the gap between Campus to Corporate. Well placed alumni of our institution have introduced scholarships for deserving students to tide over financial difficulties which may otherwise hamper their aspiring future. Their financial aid triggered the conduct of Inter Collegiate Quiz Competitions and Paper Presentations, which opened up a new eclectic outlook in our wards. The feedback system has improved the teaching learning methods. ICT enabled teaching methods have helped the students to comprehend the topics within a short academic schedule. The feedback regarding the facilities and infrastructure has improved the ambience of the campus and created a conducive atmosphere for learning. Proper and timely measures are taken to redress the grievances of the students.



Dr. Rajumon T. Mavunkal
Principal, St. Xavier's College
Vaikom, Kothavara P.O. - 686 607



FEEDBACK REPORT OF THE STAKE HOLDERS 2020-2021

The stake holders' feedback is a consummate and comprehensive assessment of perspectives, concerns and suggestions provided by stake holders within our educational community. It encapsulates the voice of the students, employers, alumni and teachers offering valuable insights into various aspects of our institution.

Students

1. Numerous students have voiced their concern regarding unavailability of internet data while attending online classes. Virtual recorded classes compensated this deficit. Strengthening the network or providing better access to Wi-Fi is essential.
2. Students from poor financial background find it very difficult to buy smart phones to attend online classes during the pandemic period. The management and the teachers helped them to overcome this drawback.
3. Non availability of text books and other resources hampered the academic progress during the Covid time. E-resources and other learning materials supplemented this crisis.
4. The pandemic period opened up a new stream of teaching methods which has now replaced everything conventional.
5. National and international webinars are organized which opened up new worlds before the student community.




Teachers

1. Teachers expressed their concerns regarding the ICT facilities provided by the College. Enhancing ICT facilities can improve effectiveness in teaching and enable a more interactive learning.

Employers

1. Some of the employers have raised concern at our student's general communication skills. The academic committee has decided to give special attention in this matter and has arranged Wadhvani Foundation to give special training to improve their general communication skills

Addressing the apprehensions voiced by the stakeholders is so important for the continuous improvement and progress of the institution. More collaborative and proactive measures are needed to create a conducive learning atmosphere.



for P. Prasad

Principal, St. Xavier's College
Vaikom, Kothavara P. O.



ST. XAVIER'S COLLEGE VAIKOM

Re accredited with B+ Grade by NAAC

Transforming lives since 1981

FEEDBACK ANALYSIS

2020-21

Student's Holistic Feedback

CONTENTS

	TITLE
1	INTRODUCTION
2	FEEDBACK COMMITTEE
3	FEEDBACK METHODOLOGY
4	FEEDBACK PROCESS
5	FEEDBACK ANALYSIS OF TEACHERS

1. INTRODUCTION

Feedback has a significant role in curriculum delivery. IQAC committee compiles feedback on the curriculum from students, teachers, employers and alumni, for the smooth conduct of curriculum. A feedback committee is constituted to collect and analyze the feedback received from the students and intimates the authorities concerned to take necessary steps.

2. FEEDBACK COMMITTEE

The Feedback Committee consists of the Principal, IQAC Coordinator and Heads of different Departments. They are entrusted with the duty of distributing the questionnaire among the students of different programmes and collecting, and analyzing the feedback from the students.

3. FEEDBACK METHODOLOGY

The feedback is compiled from the students through structured questionnaires having variety of questions from different areas of importance and through personal interface with students at open house meetings etc. The collected feedback is analyzed and a summary is submitted to IQAC for further action. IQAC further sends it to the council to implement the suggested changes.

FEEDBACK ANALYSIS

Students Feedback on Curriculum

Statements	Excellent	Very Good	Good	Average	Below Average	Total
Is the curriculum actively oriented	50%	25%	25%			100%
Syllabus is designed to enhance skill development	60%	30%	10%			100%
Syllabus has its foundation in values and ethics	66%	34%				100%
Appropriate measures taken in the implementation of syllabus during the Covid crisis	35%	55%	10%			100%
Availability of learning material during the pandemic period	40%	57%	3%			100%
Has the institution provided any support for the smooth transactions of online classes	35%	32%	21%	12%		100%
Whether the institution has provided virtual classes during the pandemic period	79%	21%				100%
Availability of online resources during these conditions	22%	24%	15%	9%	30%	100%

During the pandemic period, students have difficulty in the availability of online resources. Students opined that appropriate measures were taken by the institute to overcome covid crisis.

Students Feedback about Teachers

Department of Chemistry

Statements	Excellent	Very Good	Good	Average	Below Average	Total
The teacher covers the syllabus on time	95%	5%				100%
The teacher is regular and punctual in engaging online classes	88%	12%				100%
The teacher guides in academic matters	100%					100%
Are you satisfied with the knowledge content of your teacher?	92%	8%				100%
The teacher encourages participation and discussion in class	95%	5%				100%
The teacher uses modern teaching aids/gadgets, hand outs web resources, etc in online classes	91%	9%				100%
The teacher invites opinions and questions on the subject matter from students	88%	10%	2%			100%
Teacher creates an interest in the subject	100%					100%
Periodical assessments are conducted as per schedule	100%					100%
The teacher links the subject to real-life experiences and creates interest in the subject	100%					100%
Communicates clearly and efficiently in engaging online classes	100%					100%

All the Students have an excellent opinion about the performance of the faculties in the Department of Chemistry while engaging in online classes. Students are satisfied with the mode of teachers engaging in online classes

Department of Physics

Statements	Excellent	Very Good	Good	Average	Below Average	Total
The teacher covers the syllabus on time	80%	16%	4%			100%
The teacher is regular and punctual in engaging class	81%	15%	4%			100%
The teacher provides guidance in academic matters	81%	11%	8%			100%
Are you satisfied with the knowledge content of your teacher?	79%	19%	2%			100%
The teacher encourages participation and discussion in class	80%	14%	6%			100%
The teacher uses modern teaching aids/gadgets, hand outs web resources etc.	75%	24%	1%			100%
The teacher invites opinions and questions on the subject matter from students	82%	15%	3%			100%
Teacher creates an interest in the subject	83%	15%	2%			100%
Periodical assessments are conducted as per schedule	81%	8%	1%			100%
The teacher links the subject to real-life experiences and creates interest in the subject	85%	10%	5%			100%
Communicates clearly and efficiently	77%	20%	3%			100%

From the feedback analysis, it is evident that the majority of students provide an excellent opinion about the faculties in the Department of Physics.

Department of Zoology

Statements	Excellent	Very Good	Good	Average	Below Average	Total
The teacher covers the syllabus on time	89%	11%				100%
The teacher is regular and punctual in engaging class	86%	14%				100%
The teacher guides in academic matters	90%	5%	5%			100%
Are you satisfied with the knowledge content of your teacher?	91%	9%				100%
The teacher encourages participation and discussion in class	94%	3%	3%			100%
The teacher uses modern teaching aids/gadgets, hand outs web resources etc.	81%	17%	2%			100%
The teacher invites opinions and questions on the subject matter from students	78%	22%				100%
Teacher creates an interest in the subject	95%	5%				100%
Periodical assessments are conducted as per schedule	86%	14%				100%
The teacher links the subject to real-life experiences and creates interest in the subject	98%	2%				100%
Communicates clearly and efficiently	90%	8%	2%			100%

The majority of students in the Department of Zoology commented on the performance of their teachers as excellent. They stated that their teachers link the subject to real-life experiences and creates interest in the subject.

Department of Politics

Statements	Excellent	Very Good	Good	Average	Below Average	Total
The teacher covers the syllabus on time	89%	11%				100%
The teacher is regular and punctual while engaging in online classes	87%	13%				100%
The teacher guides in academic matters	82%	18%				100%
Are you satisfied with the knowledge content of your teacher?	93%	7%				100%
The teacher encourages participation and discussion in class	87%	13%				100%
The teacher uses modern teaching aids/gadgets, hand outs web resources etc.	88%	10%	2%			100%
The teacher invites opinions and questions on the subject matter from students	89%	8%	3%			100%
Teacher creates an interest in the subject	89%	11%				100%
Periodical assessments are conducted as per schedule	86%	14%				100%
The teacher links the subject to real-life experiences and creates interest in the subject	98%	2%				100%
Communicates clearly and efficiently	91%	8%	1%			100%

From the feedback analysis, it is evident that the majority of students provide an excellent opinion about the faculties in the Department of Political Science. 98% of students commented that teacher links the subject to real-life experiences and creates interest in the subject.

Department of Commerce

	Excellent	Very Good	Good	Average	Below Average	Total
The teacher covers the syllabus on time	85%	15%				100%
The teacher is regular and punctual in engaging class	88%	12%				100%
The teacher provides guidance in academic matters	97%	3%				100%
Are you satisfied with the knowledge content of your teacher?	83%	17%				100%
The teacher encourages participation and discussion in class	75%	25%				100%
The teacher uses modern teaching aids/gadgets, hand outs web resources etc.	81%	19%				100%
The teacher invites opinions and questions on the subject matter from students	87%	11%	2%			100%
Teacher creates an interest in the subject	78%	22%				100%
Periodical assessments are conducted as per schedule	76%	17%	7%			100%
The teacher links the subject to real-life experiences and creates interest in the subject	85%	15%				100%
Communicates clearly and efficiently	87%	12%	1%			100%

The majority of students are satisfied with the performance of teachers in the Department of Commerce. About, 97% of the students opined that their teacher provides guidance in academic matters.

Department of Economics

Statements	Excellent	Very Good	Good	Average	Below Average	Total
The teacher covers the syllabus on time	87%	13%				100%
The teacher is regular and punctual in engaging online classes	92%	8%				100%
The teacher provides guidance in academic matters	80%	20%				100%
Are you satisfied with the knowledge content of your teacher?	95%	4%	1%			100%
The teacher encourages participation and discussion in class	75%	24%	1%			100%
The teacher uses modern teaching aids/gadgets, hand outs web resources etc.	90%	8%	2%			100%
The teacher invites opinions and questions on the subject matter from students	89%	11%				100%
Teacher creates an interest in the subject	84%	16%				100%
Periodical assessments are conducted as per schedule	86%	14%				100%
The teacher links the subject to real-life experiences and creates interest in the subject	95%	5%				100%
Communicates clearly and efficiently	87%	13%				100%

Majority of the students in the department of economics were satisfied with the performance of teachers while engaging online classes. 95% of students commented that the teacher links the subject to real-life experiences and creates interest in the subject



ST. XAVIER'S COLLEGE VAIKOM

Re accredited with B+ Grade by NAAC

Transforming lives since 1981

FEEDBACK ANALYSIS

2020-21

Alumni Feedback

CONTENTS

	TITLE
1	INTRODUCTION
2	FEEDBACK COMMITTEE
3	FEEDBACK METHODOLOGY
4	FEEDBACK PROCESS
5	FEEDBACK ANALYSIS OF ALUMNI

1. INTRODUCTION

In the process of curriculum delivery, feedback plays an important role. The IQAC is responsible in constituting a feedback committee to conduct a fair and systematic analysis of the responses received from different bodies in evaluating the academic as well as non- academic activities conducted in the institution.

2. FEEDBACK COMMITTEE

The Feedback Committee consists of the Principal, IQAC Coordinator and Heads of different Departments. They would be responsible for distributing, collecting, filing, analyzing and directing the actions taken based on the feedback. It acts as an advisory body to the Council, allowing them to prompt changes based on the responses.

3. FEEDBACK METHODOLOGY

The feedback is compiled from the alumni through a well-prepared set of questions during college-level as well as department level alumni meetings and through Google forms. The collected feedbacks are analyzed and the summary is forwarded to IQAC for further action. Once the IQAC is convinced of the suggestions, it is forwarded to the council for implementation.

Statements	Excellent	Very Good	Good	Average	Below Average	Total
The curriculum and syllabus content were appropriate for my placement/ higher education	65%	25%	10%			100%
The institute-industry tie-ups were useful for me	47%	12%	32%	9%		100%
The institute/ faculty helped me in placement/ higher education	67%	27%	6%			100%
The learning ambience at the institute is good	78%	22%				100%
The institute provides sufficient opportunities to participate in extracurricular activities	80%	15%	5%			100%
The curriculum accommodates courses with experiential learning (hands-on)	52%	26%	22%			100%
The institute is student-centric in all its academic/ non-academic initiatives	77%	23%				100%
Teaching and non-teaching staff approachable regarding any queries	85%	5%	10%			100%

The alumni are satisfied with the learning ambience and extracurricular activities offered by the college. The alumni members opined that the institute is student-centric and the teaching and non-teaching staff are very approachable towards students



ST. XAVIER'S COLLEGE VAIKOM

Re accredited with B+ Grade by NAAC

Transforming lives since 1981

FEEDBACK ANALYSIS

2020-21

Employer's Feedback

CONTENTS

	TITLE
1	INTRODUCTION
2	FEEDBACK COMMITTEE
3	FEEDBACK METHODOLOGY
4	FEEDBACK PROCESS
5	FEEDBACK ANALYSIS OF EMPLOYERS

1. INTRODUCTION

The feedback by employers stands out when we assess the curriculum as it provides a true and existing need which is so relevant and demanding. The IQAC of the college is responsible for constituting an employer feedback committee.

2. FEEDBACK COMMITTEE

The Feedback Committee consists of the Principal, IQAC Coordinator and Heads of different Departments .They are responsible for distributing, compiling, filing, analyzing and directing the actions based on the feedback. This committee acts as an advisory body to the IQAC and the Council allowing them to make necessary changes based on the feedback.

3. FEEDBACK METHODOLOGY

The feedback is collected from the employers through filled-in questionnaire prepared by respective departments. After collecting the feedback, it is put to further analysis and submitted to the IQAC for further clarification. Once the IQAC is convinced of the suggestions, it is forwarded for implementation.

Feedback Analysis

Statements	Excellent	Very Good	Good	Average	Below Average	Total
General Communication Skills	48%	27%	17%	8%		100%
Self-Motivated and Responsible	72%	28%				100%
Innovativeness and Creativity	74%	26%				100%
Technical Knowledge and Skill	80%	20%				100%
Ability to manage/ Leadership Skills	89%	11%				100%
Obligation to work beyond schedule	84%	16%				100%
Working as part of a Team	87%	13%				100%
Involvement in social activities	92%	8%				100%
Relationship with seniors/ peers/ subordinates	87%	8%	5%			100%
Punctual	93%	7%				100%

The employers are very satisfied with the performance of our students. However, employers have some displeasure about the communication skills of the students. The employers are very satisfied with the leadership skill, punctuality and involvement in social activities of the students.



ST. XAVIER'S COLLEGE VAIKOM

Re accredited with B+ Grade by NAAC

Transforming lives since 1981

FEEDBACK ANALYSIS

2020-21

Teacher's Feedback on Curriculum

CONTENTS

	TITLE
1	INTRODUCTION
2	FEEDBACK COMMITTEE
3	FEEDBACK METHODOLOGY
4	FEEDBACK PROCESS
5	FEEDBACK ANALYSIS OF TEACHERS

1. INTRODUCTION

Feedback collection and analysis play a vital role in effective curriculum discharge. The feedback committee and the IQAC are entrusted with the responsibility of collecting the valuable suggestions and recommendations from teachers, alumni, employers and students. Teachers' feedback on the existing curriculum exposes the strengths and flaws of the curriculum as they are the tangible source and proponents of curriculum.

2. FEEDBACK COMMITTEE

This committee has the sole right to distribute, analyze and file the responses they received through feedbacks. They forward these suggestions to the IQAC and the Council for further action.

3. FEEDBACK METHODOLOGY

Feedback from teachers is recorded through structured questionnaire and through staff/council and academic meetings. Their suggestions and recommendations are discussed and analyzed by the IQAC and other apex committees before forwarding it to the Universities concerned.

Statements	Excellent	Very Good	Good	Average	Below Average	Total
The college encourages participatory decision-making by involving employees at various levels	52%	25%	23%			100%
The college encourages faculty members to participate in designing and developing the course curriculum at the university level	62%	35%	3%			100%
Faculty members have the freedom to adopt new technologies/ strategies of teaching such as group discussions, seminar presentations, etc.	65%	30%	5%			100%
The examination and evaluation system followed by the college is effective and fair in judging students' academic performance	67%	24%	9%			100%
The college encourages faculty members to invite experts from academia, research and institutions, and industry in workshops/seminars etc. organized by respective Departments	75%	25%				100%
The examination and evaluation system followed by the college is effective and fair in judging students' academic performance	67%	22%	11%			100%
The timings of the library, as well as the procedure for issues/ return of books in the library, are convenient	82%	13%	5%			100%
The procedure of procurement of equipment's software etc. in your department is fair and transparent	62%	28%	10%			100%
The college website is updated and well-maintained	53%	29%	18%			100%
ICT facilities available to the faculty in the college are adequate and satisfactory	45%	26%	17%	12%		100%
The classrooms and furniture available are adequate, clean, and well-maintained	69%	29%	2%			100%
The toilets are sufficient, clean, and well-maintained	62%	30%	8%			100%

The college provides adequate opportunities and support to faculty for their academic growth	67%	27%	6%			100%
The college has an effective grievance redressal system	68%	39%	3%			100%
Faculty are free to express and share their opinions, ideas, and suggestions	82%	17%	1%			100%

The teachers are satisfied with the curriculum and academic environment of the institution. Teachers opined that the ICT facilities provided by the college needs to be improved.

Feedback Report 2021-2022

Introduction:

The feedback report addresses the actions taken by the institution to redress grievances and improve the academic and extracurricular environment based on feedback from various stakeholders, including employers, alumni, students, and teachers.

Issues and Actions:

Staff Shortage and Financial Constraints:

Issue: A lack of menial staff due to financial stringency has adversely affected the smooth functioning of the college, particularly in maintaining restrooms and ensuring cleanliness.

Action Taken: The college PTA has appointed two menial staff on daily wages to clean the restrooms twice a day. Both teaching and non-teaching staff are also deputed for periodic surveillance of the washrooms and lavatories.

Transportation Challenges:

Issue: The college is located in a remote hamlet with limited bus services, causing inconvenience to students.

Action Taken: Authorities have repeatedly informed the MLA, RTO, and private bus owners to issue new bus permits to mitigate this issue. However, the problem remains unaddressed despite reminders.

Grievance Redressal:

Issue: The functioning of the grievance redress cell required acceleration to address student grievances promptly.

Action Taken: The grievance redressal committee has been reconstituted to improve responsiveness.

ICT Facilities and Resource Limitations:

Issue: Financial burdens and limited resources have impacted the management's ability to meet all teacher demands, including upgrading ICT facilities.

Action Taken: The management has agreed to upgrade ICT facilities despite financial constraints.

Course Offerings and Staff Appointments:

Issue: The institution offers limited UG and PG courses and faces delays in staff appointments due to government policies.

Action Taken: The management has had to limit teachers' participation in seminars and workshops to ensure day-to-day functioning.

Additional Measures:

Extracurricular Activities:

Issue: The dearth of funds and the COVID-19 pandemic restricted extracurricular activities.

Action Taken: The management has provided opportunities for students to showcase their talents and has achieved notable success in the University Youth Festival.

Job Placement Activities:

Action Taken: The institution hosted a successful mega job fair in collaboration with external agencies, which was well-received and will be continued annually.

Physical Education:

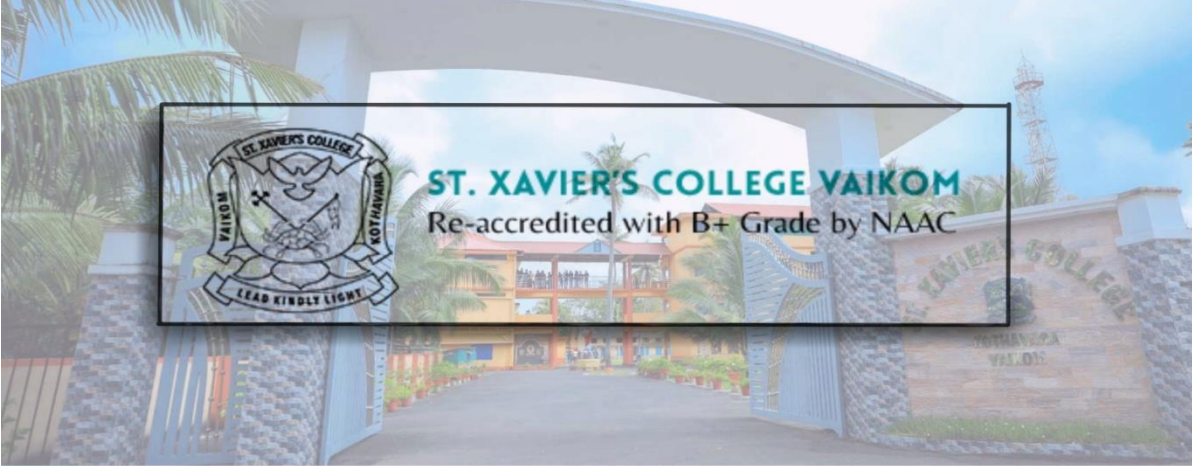
Action Taken: A professional Physical Education guest faculty has been appointed to provide necessary physical training to students.

Conclusion:

The institution has taken significant steps to address various issues affecting its smooth functioning. While financial constraints and limited resources pose challenges, the management has implemented practical measures to enhance both academic and extracurricular environments. Continued efforts and vigilance by the council and PTA are essential to maintain and further improve the facilities and opportunities available to students.



Principal, St. Xavier's College
Vaikom, Kothavara P.O.



**FEEDBACK ON CURRICULUM
STUDENTS 2021-2022**

CONTENTS

	TITLE
1	INTRODUCTION
2	FEEDBACK COMMITTEE
3	FEEDBACK METHODOLOGY
4	FEEDBACK PROCESS
5	FEEDBACK ANALYSIS OF STUDENTS

1. INTRODUCTION

Feedback has a significant role in curriculum delivery. IQAC committee compiles feedback on the curriculum from students, teachers, employers and alumni, for the smooth conduct of curriculum. A feedback committee is constituted to collect and analyze the feedback received from the students and intimates the authorities concerned to take necessary steps.

2. FEEDBACK COMMITTEE (2021-2022)

The committee consists of teachers from different departments and they are entrusted with the duty of distributing the questionnaire among the students of different programmes and collecting, analyzing the feedback from the students.

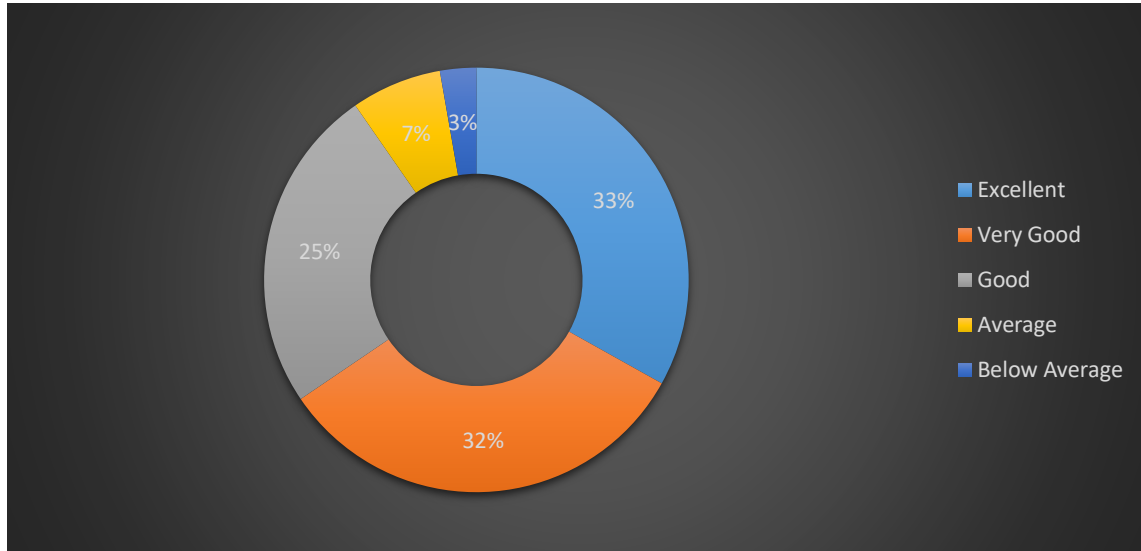
3. FEEDBACK METHODOLOGY

The feedback is compiled from the students through Google forms having variety of questions from different areas of importance and through personal interface with students at open house meetings etc.

The collected feedback is analyzed and a summary is submitted to IQAC for further action. IQAC further sends it to the council to implement the suggested changes.

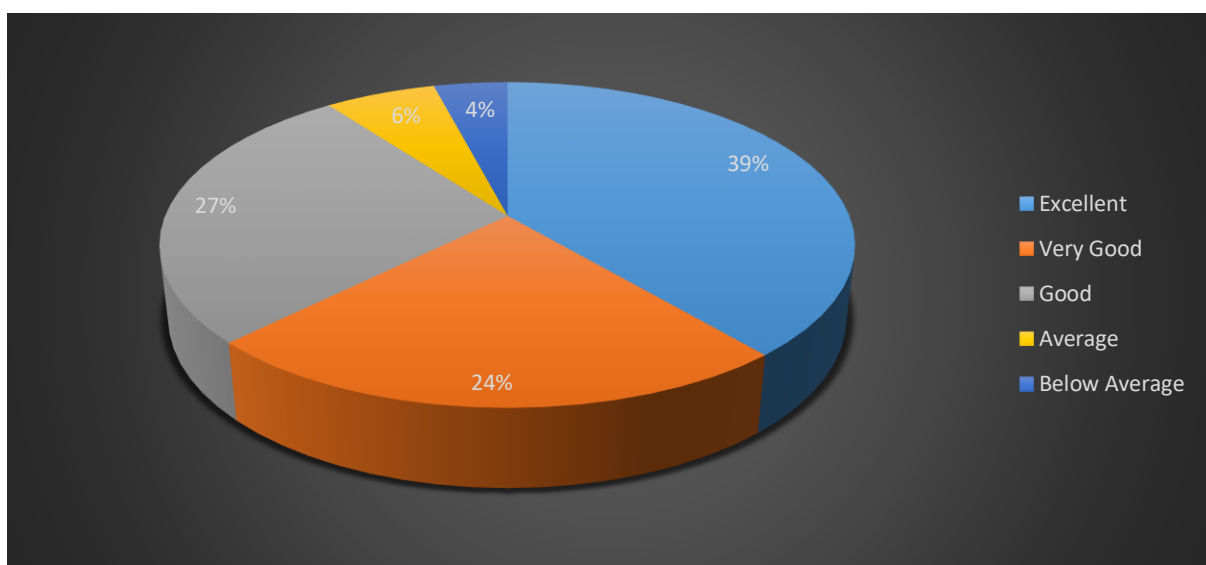
Student feedback on the functioning of the College Library

1. Availability of prescribed books as per your subject requirements



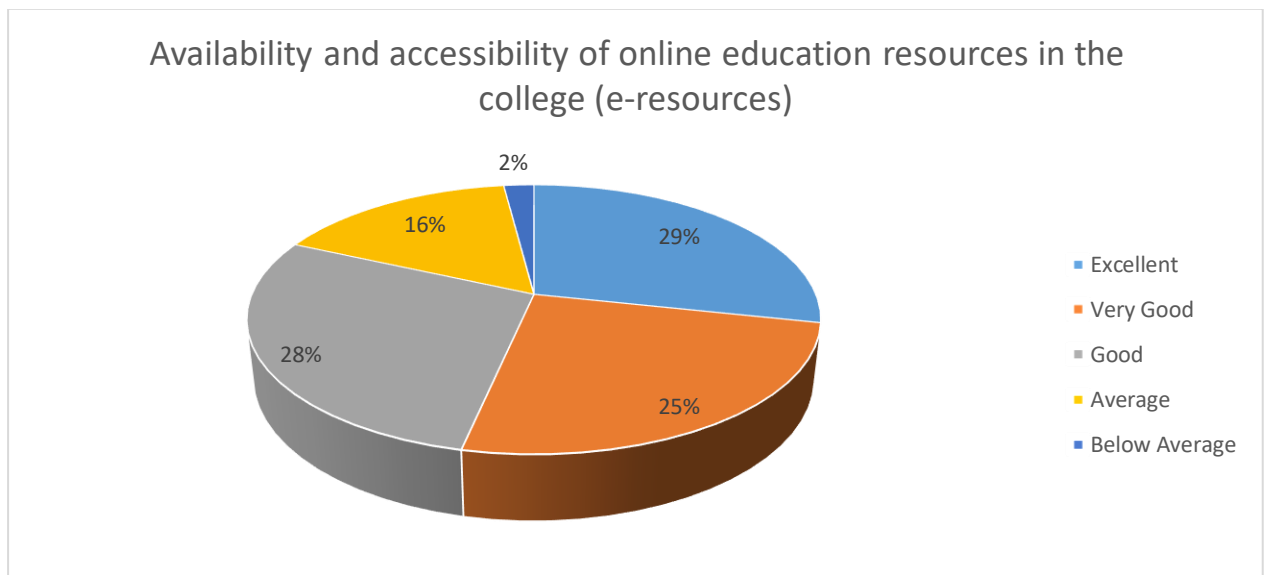
The majority of the students opined that the college has sufficient books and reference materials as per their subject requirements. However, 3% of the students complained that the college doesn't have sufficient books according to their subject requirements.

2. Availability of reading room in the college building



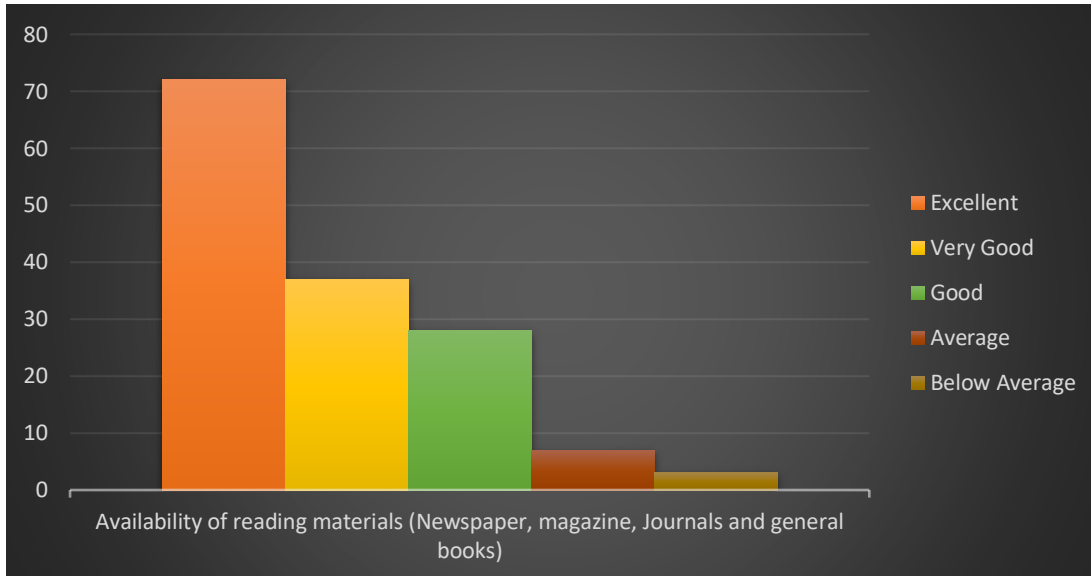
39% of students are of the opinion that college offers excellent reading facilities to the students. More than 50% of students have the opinion that the college provides good reading facilities to the students.

3. Availability and accessibility of online education resources in the College (e-resources)



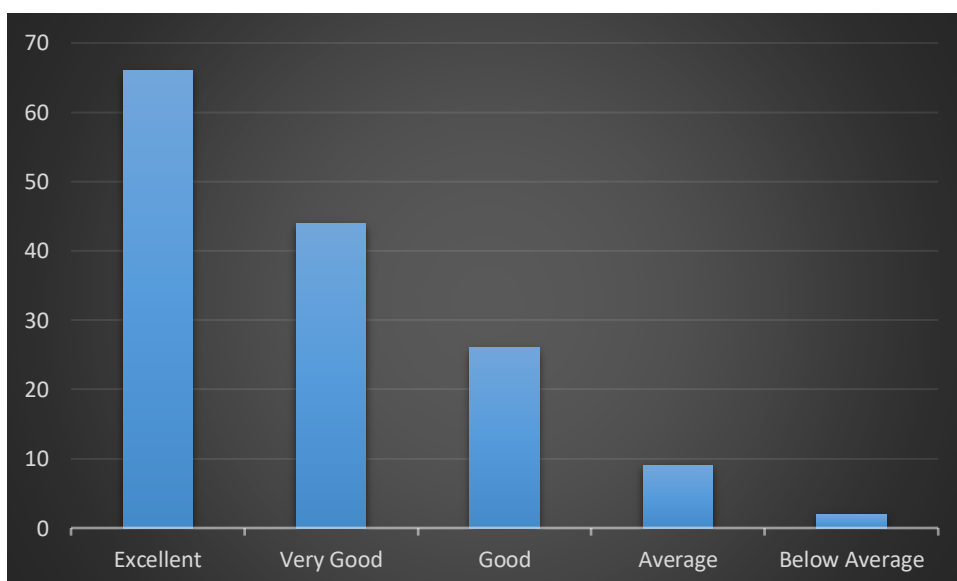
Most of the students is of the opinion that college puts sufficient effort to provide good accessibility to various e-resources like journals, magazines, study reports, bulletin, etc.

4. Availability of Reading materials



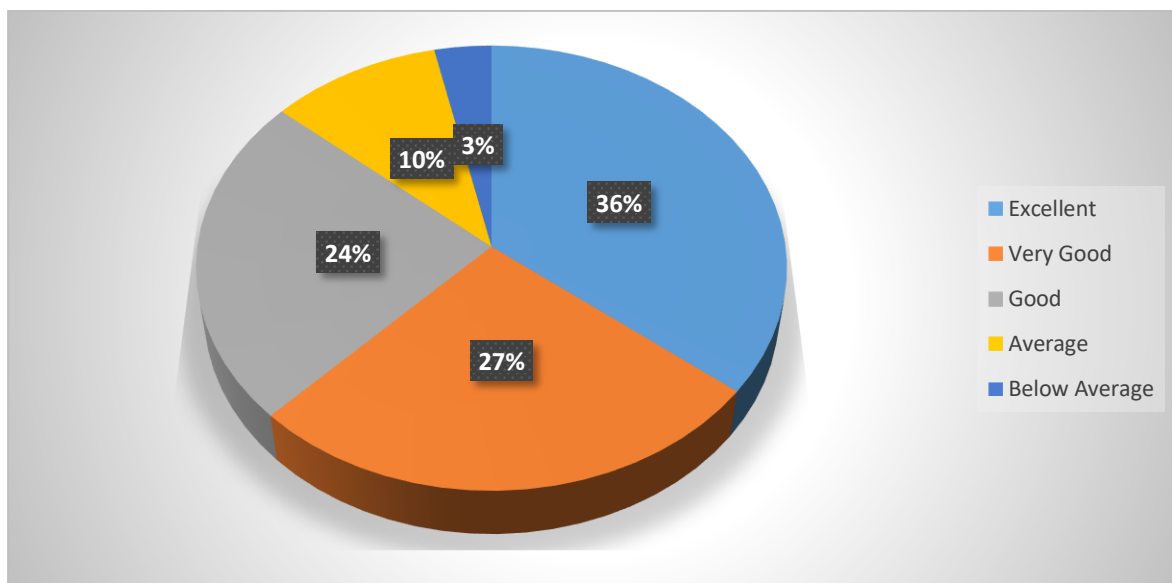
The majority of the students have the opinion that college provides excellent reading materials for the overall development of the students.

5. Satisfaction of students with the overall library services



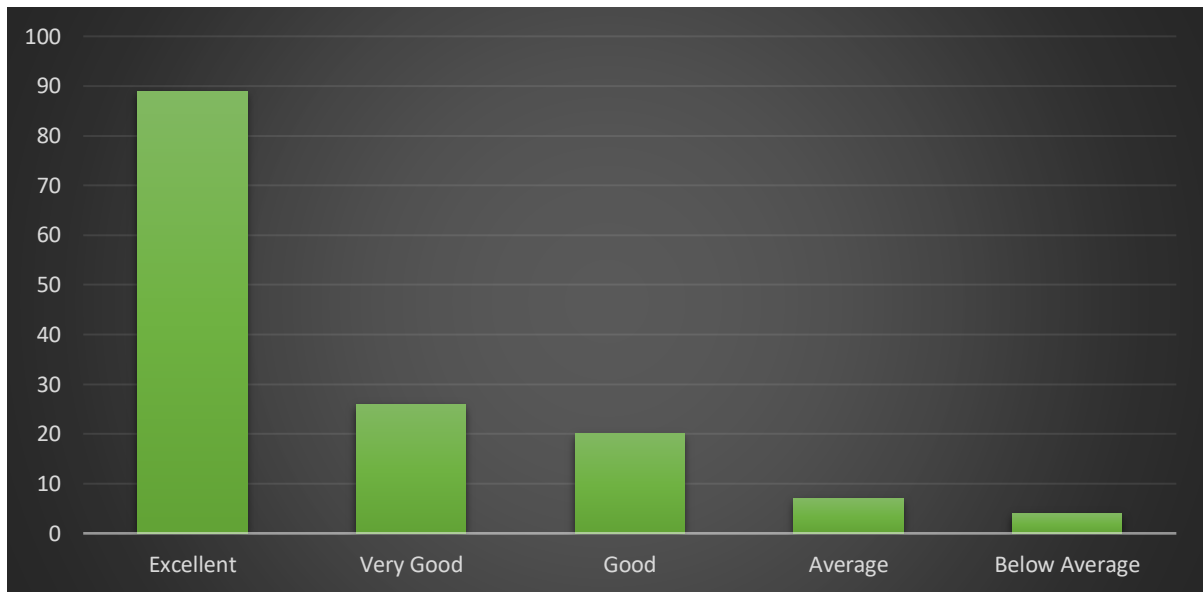
Based on the feedback analysis it is evident that the Library provides excellent services for the students. Students are highly satisfied with the overall functioning of the library.

6. Are you satisfied with the library timings?



Most of the students are satisfied with the timings of the college library. Only 3% of the students opined that the college needs to improve library timings.

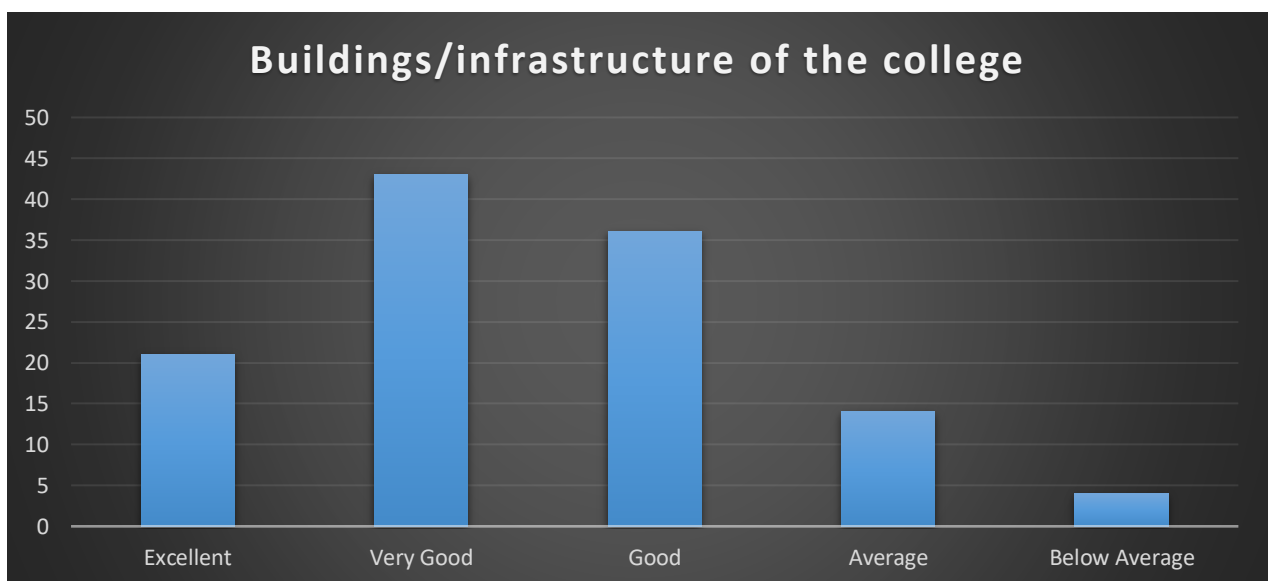
7. Are you happy with the behavior and cooperation of library staff members?



More than 80% of the students opined that library staff maintains a cordial relationship with the students.

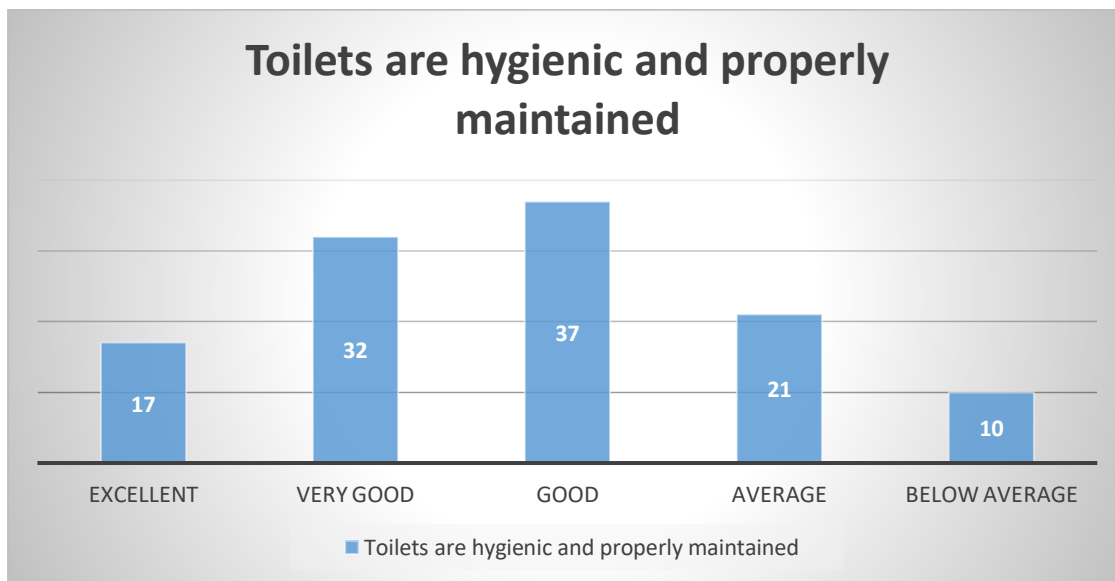
Feedback on the infrastructural facilities offered by the College

1. Buildings/infrastructure of the college



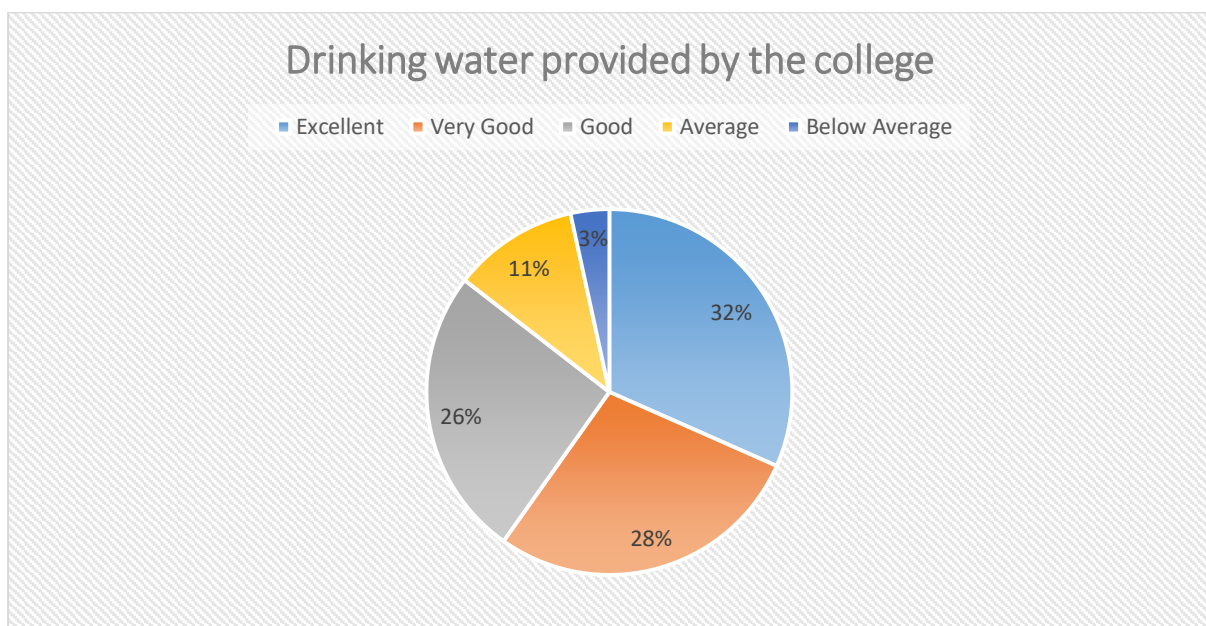
The majority of the students have the opinion that college have good building facilities.

2. Toilets are hygienic and properly maintained



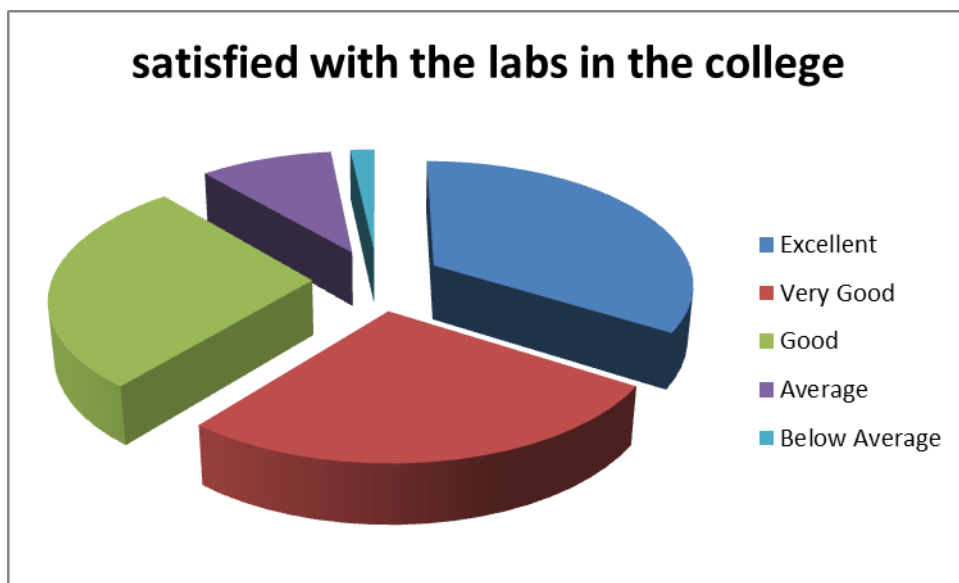
Most of the students have the opinion that toilets are hygienic and properly maintained. However, some of the students opined that efforts should be taken to improve the quality of toilets.

3. Drinking water provided by the College



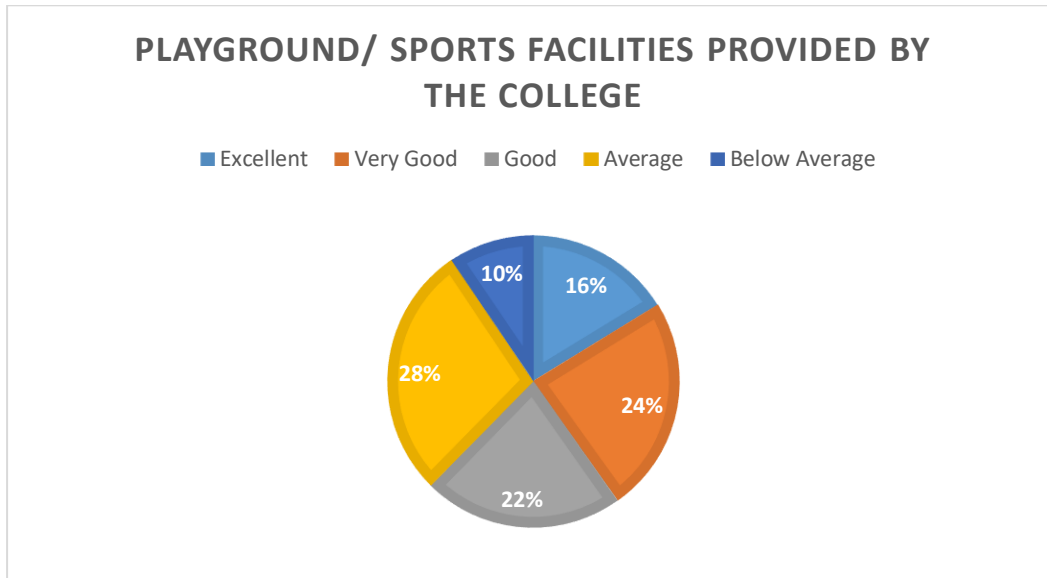
The majority of the students opined that college provides good drinking water facilities. Around, 14% of the students opined that the college needs to improve its drinking facilities.

4. Satisfied with the labs in the College



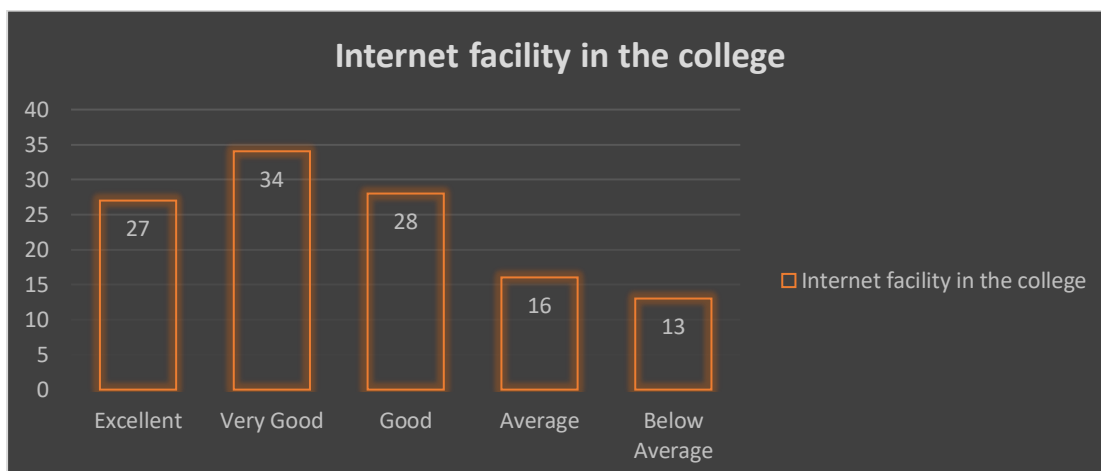
34% of the students opined that college provides excellent lab facilities. 50% of the students have the opinion that lab facilities need to be improved. Only 2% of the students complained about the lab facilities provided by the college.

5. Playground/ sports facilities provided by the college



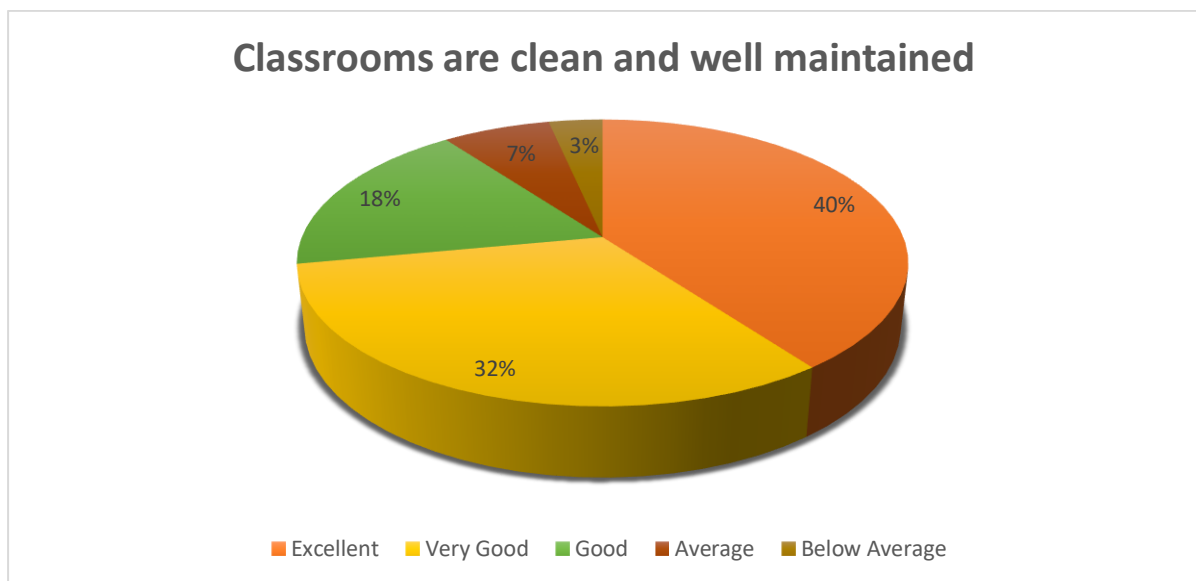
More than 50% of the students opined that college provides sufficient playground facilities. 38% of students have the opinion that the college needs to improve its sports/ playground facilities

6. Internet facilities offered by the college



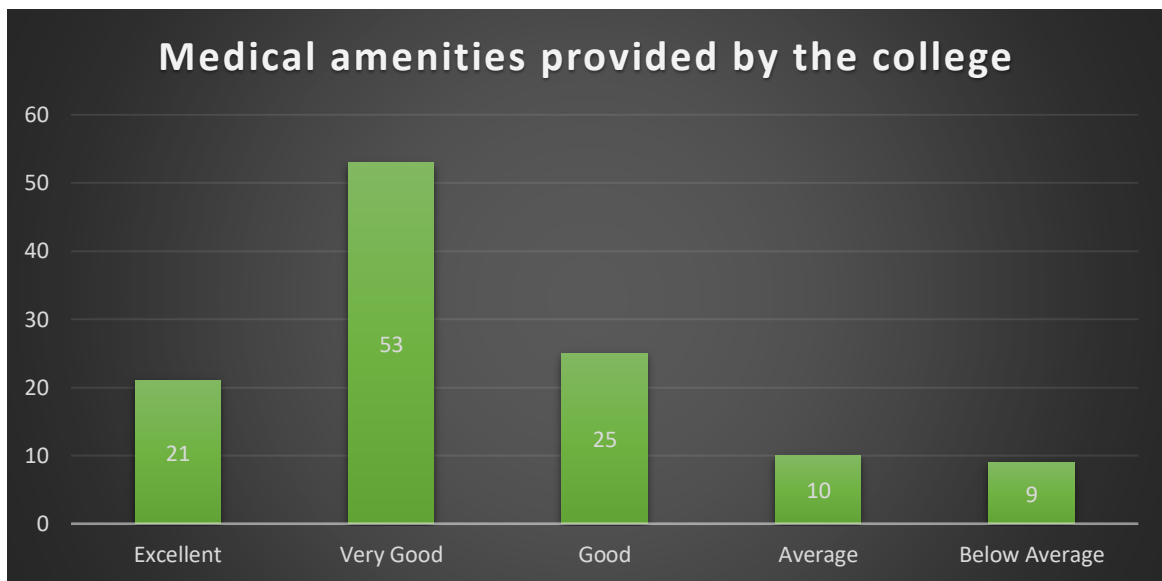
34% of the students opined that the college provides good internet facilities. 13% of the students have the opinion that poor internet facilities are provided by the college.

7. Classrooms are clean and well maintained



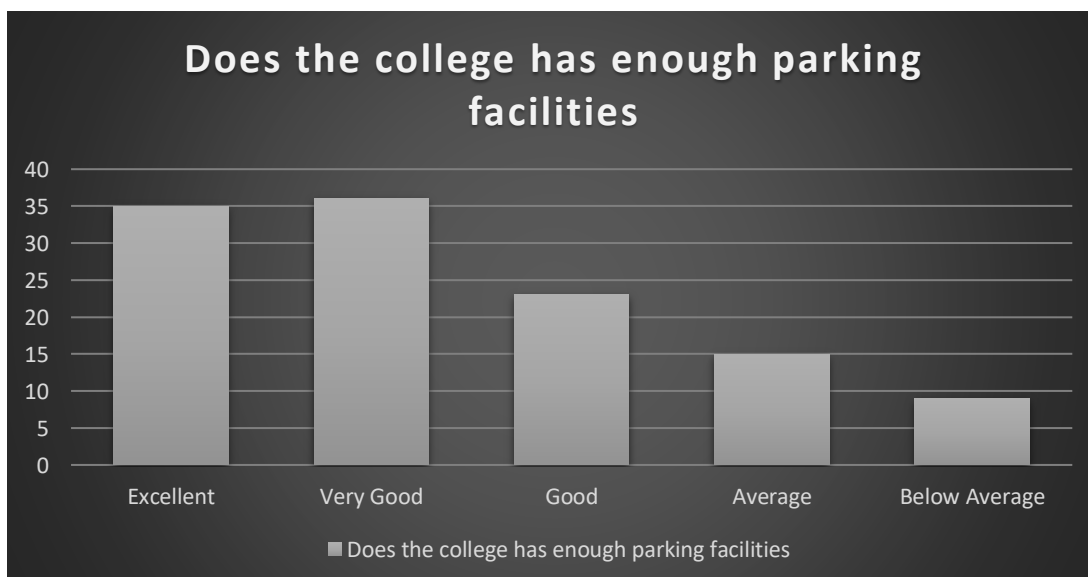
40% of the students opined that college put excellent effort to maintain the cleanliness of the classrooms. 50% of the students opined that college puts sufficient effort to maintain the cleanliness of classrooms. Only 3% of students of the students opined that the classrooms are not well maintained.

8. Medical facilities provided by the College



53% of the students opined that college provides very good medical facilities in case of emergencies. 25% of students opined that college provides good medical facilities. Only 9% of students have the opinion that the medical facilities offered by the college need to be improved.

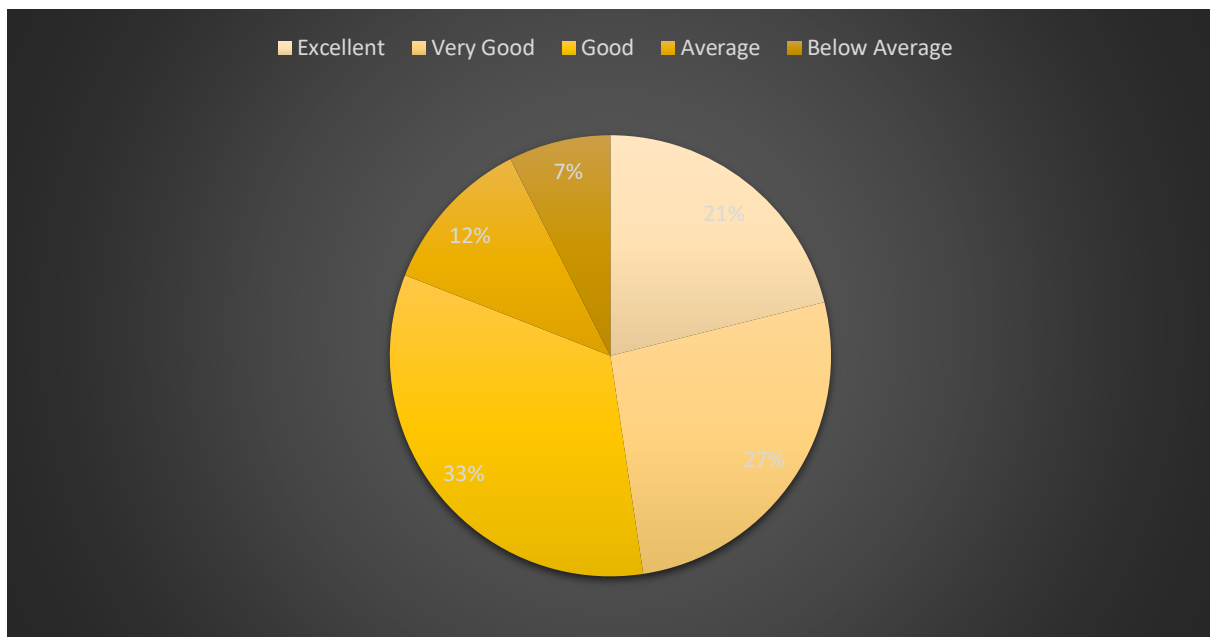
9. Parking facilities offered by the college



The majority of the students opined that the college offers good parking facilities. However, some of the students give the opinion that the college needs to improve its parking facilities.

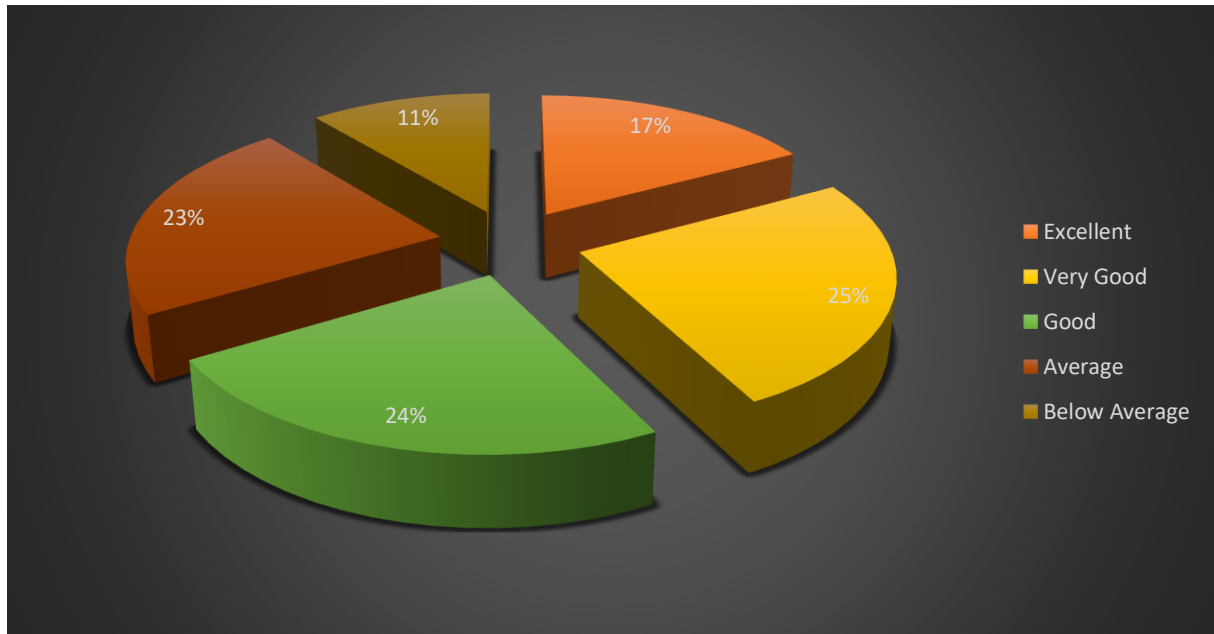
Students' feedback on the administrative function offered by the College

1. Are you satisfied with the services provided by the office staff?



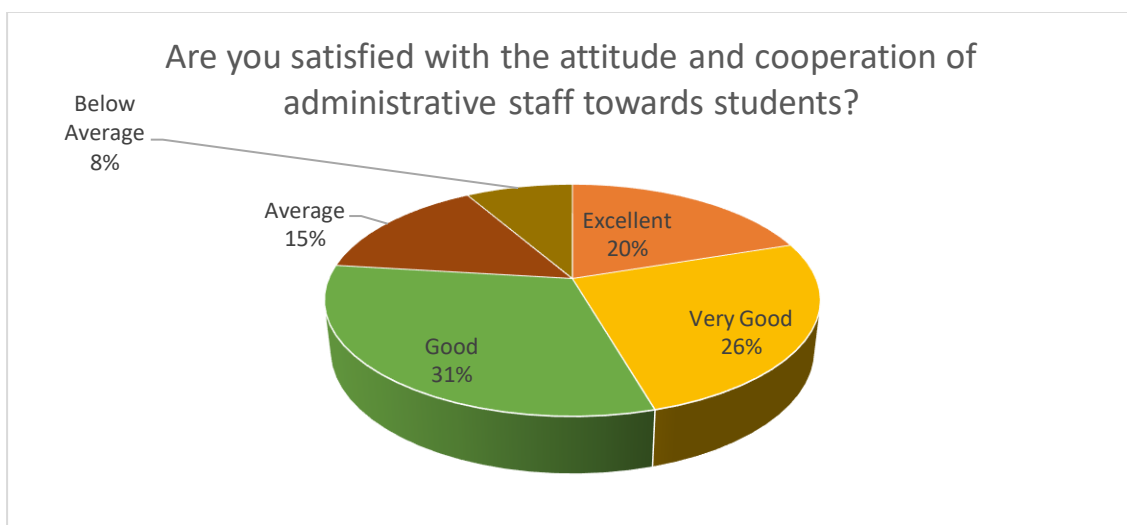
21% of the students opined that the college office provides excellent service to the students. More than 50% of the students are satisfied with the functioning of the college office. Only 7% of students provide a negative opinion about the service provided by the college office.

2. Whether your grievances and complaints were addressed by the Principal?



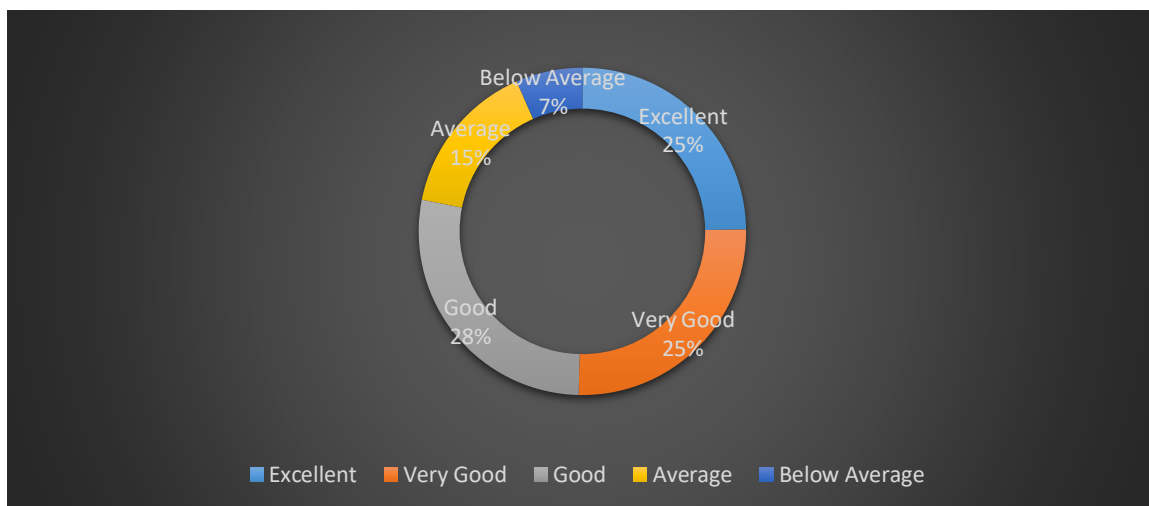
37% of the students have the opinion that their complaints and grievances are addressed by the Principal in a proper way. However, 34% of the students opined that their complaints/ grievances are not properly addressed by the Principal.

3. Are you satisfied with the attitude and cooperation of administrative staff towards students?



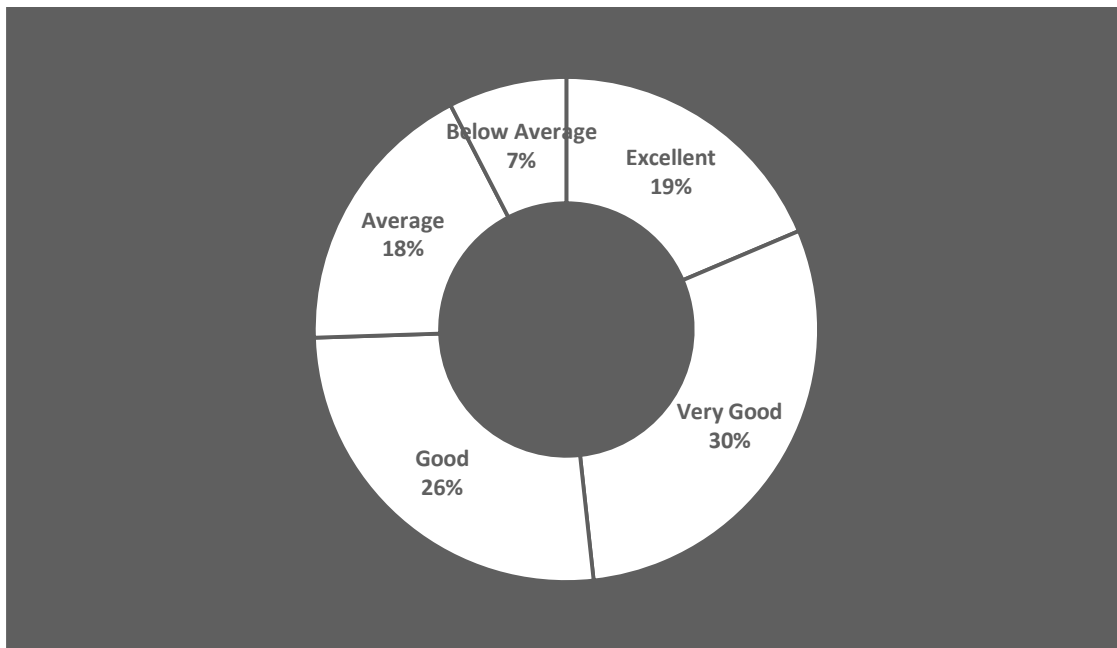
31% of the students opined that administrative staff shows a positive attitude towards them. 20% of the students are of the opinion that their behavior towards students was excellent and 26% of the students opined that they show very good behavior towards them. Only 8% of students complained that the administrative staff is not cooperative.

4. Are you satisfied with the College website?



More than half of the students are satisfied with the information available on the college website. 25% of the students have the opinion that the college website is excellent whereas 25% of students state that it is very good. Only 7% of students have a negative opinion on the maintenance of college websites.

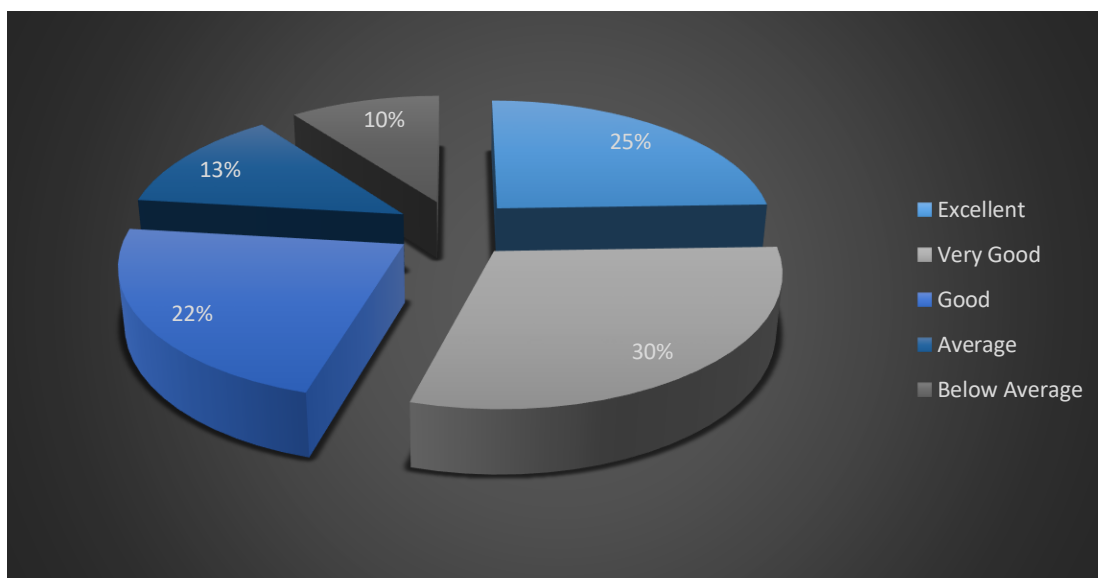
5. Do the office staffs redress grievances on time?



The majority of the students have the opinion that the office staffs redress their complaints and grievances on time.

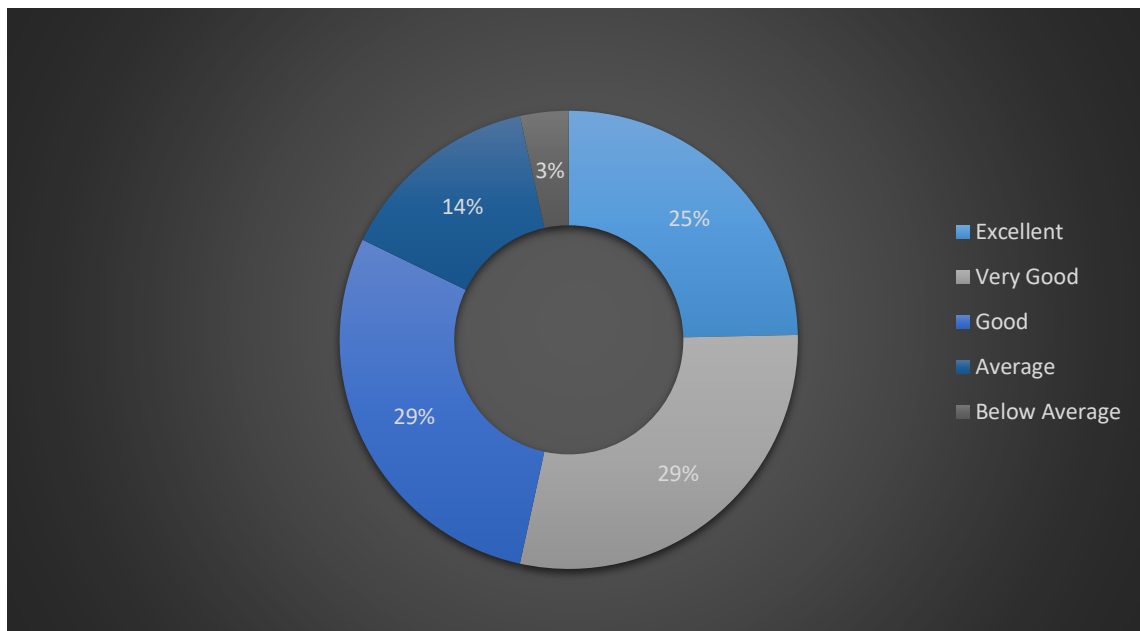
Functioning of College Canteen

1. Are you satisfied with the food available in your canteen?



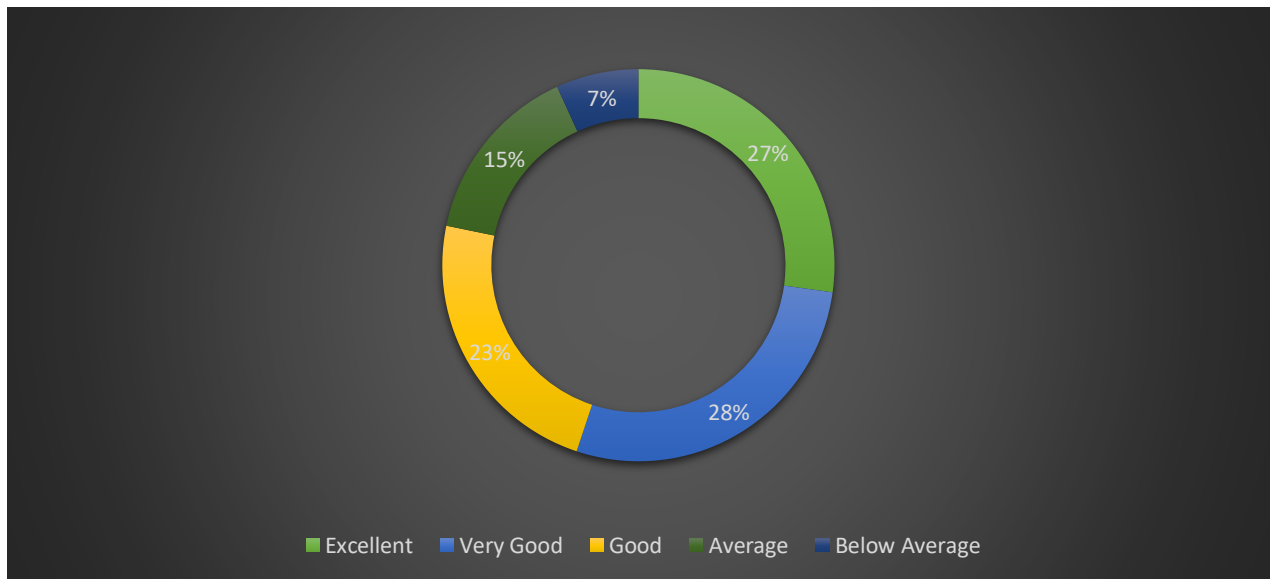
More than 50% of the students are satisfied with the food available in the college canteen. Only 10% of the students opined that the food available in the college canteen needs to be improved.

2. Whether the canteen is clean and hygienic?



Most of the students opined that college provides clean and hygienic food items. Only 3% of students complained about the cleanliness and quality of offered by the college canteen.

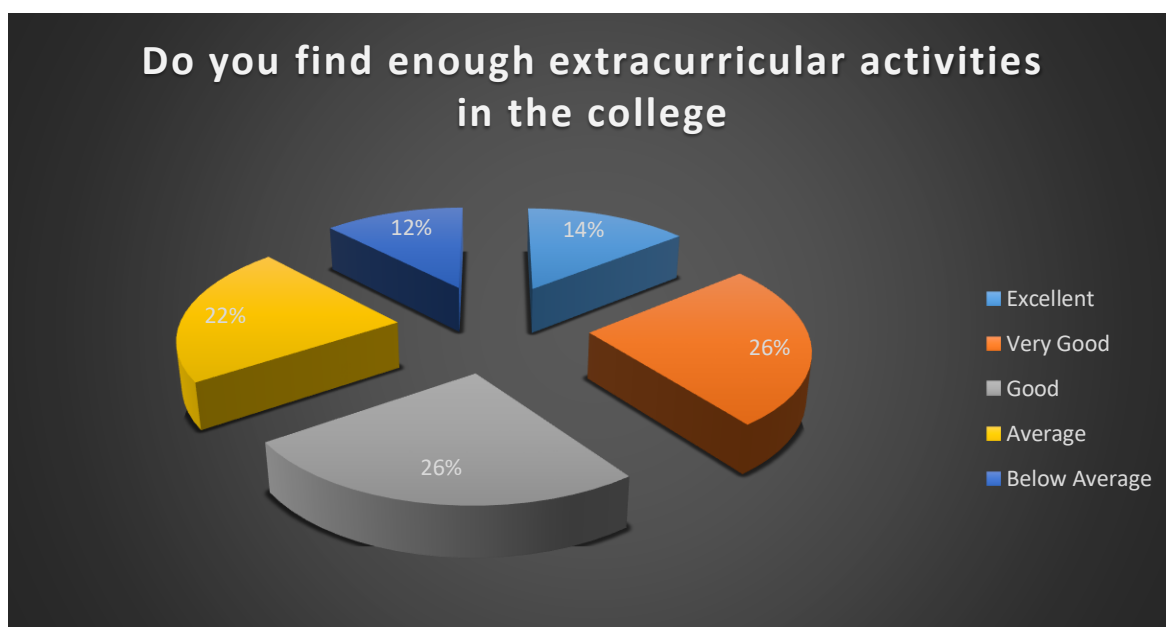
3. *Whether the food is tasty and well cooked*



27% of the students have the opinion that the food provided in the college canteen is excellent. More than 50% of students opined that the food provided in the college canteen is tasty and well cooked. Only 7% of the students have a negative opinion about the quality of food provided in the college canteen.

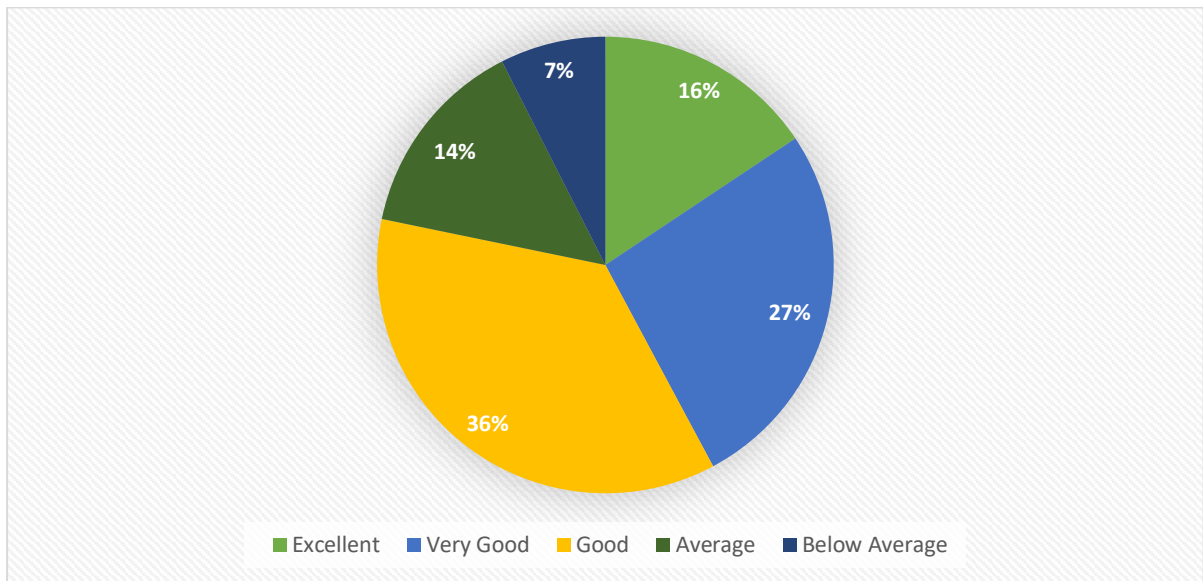
Feedback on the various activities organized by the College and various clubs functioning in the College

1. Do you find enough extracurricular activities in the college?



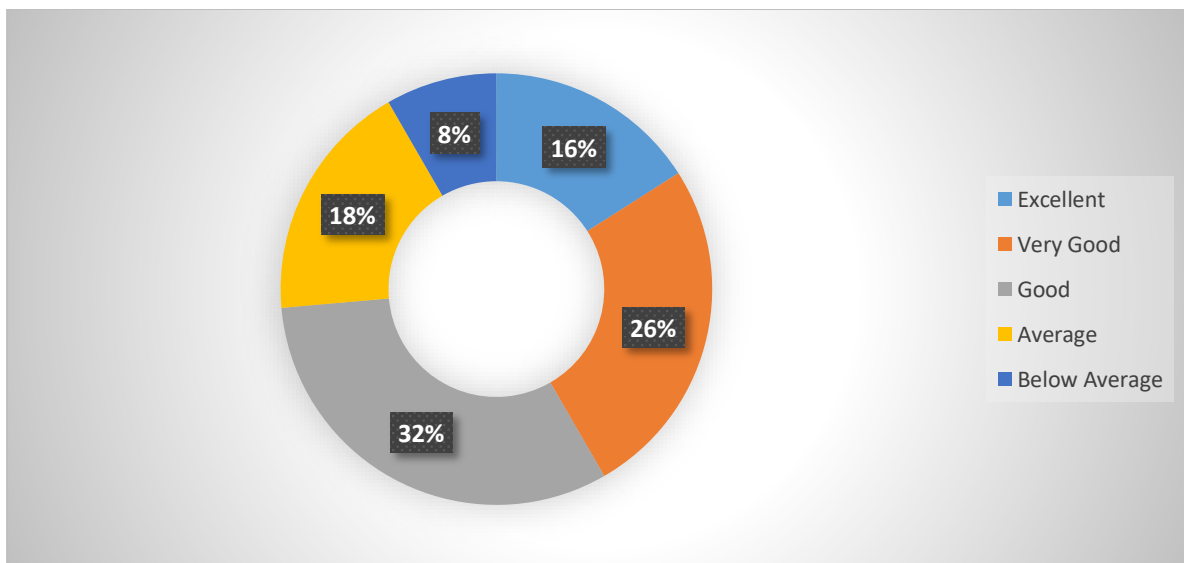
Only 14% of students opined that the college provides excellent extracurricular activities. 26% of the students opined that the extracurricular activities organized by the college are very good and 26% of students opined that the activities organized by the college were good. Anyway, 26% of students are not satisfied with the extracurricular activities in the college.

2. Functioning of placement cell



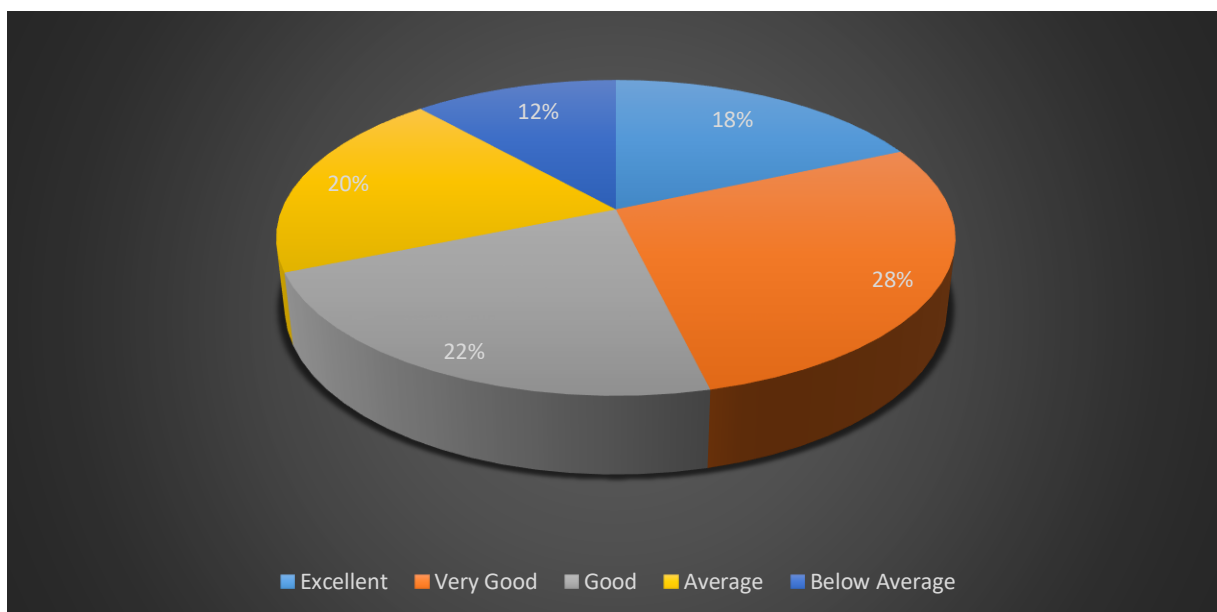
Only 16% of students opined that college had an excellent placement cell. 36% of students opined that the placement cell functioning in the college was good. 20% of the students are of the opinion that the placement cell functioning in the college is not satisfactory.

3. Functioning of grievance redress cell



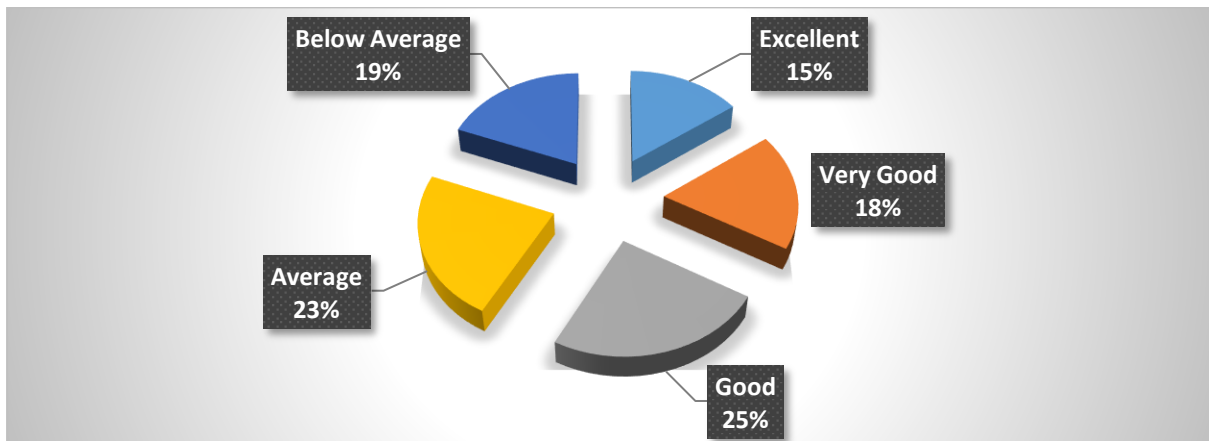
Most of the students are satisfied with the functioning of the grievance redress cell. However, 26% of the students are of the opinion that the functioning of the grievance redress cell needs to be improved. Only 16% of the students opined that the functioning of the cell was excellent.

4. Are you satisfied with the cultural activities organized by the College?



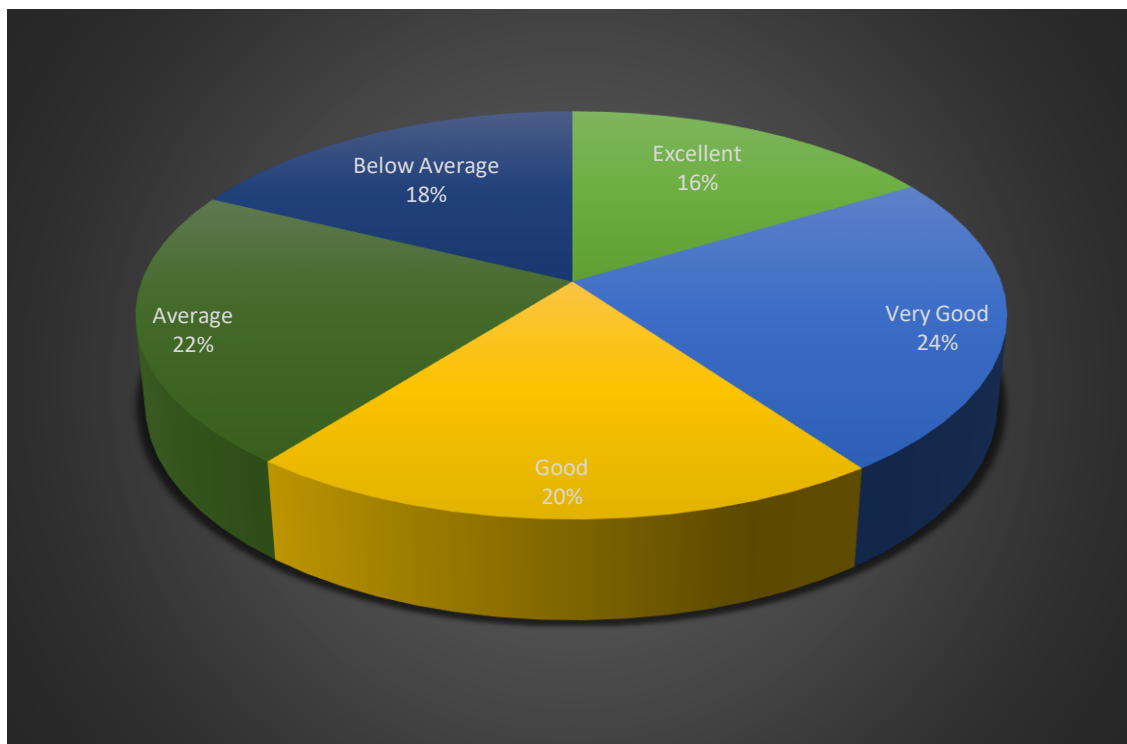
50% of the students are satisfied with the cultural activities performed by the college. 32% of the students have the opinion that the cultural activities of the college need to be improved. Only 18% of the students opined that the cultural activities organized by the college were excellent.

5. Are you satisfied with the sports facilities offered by the college?



The sports facilities offered by the college need to improve. More than 40% of the students are not satisfied with the sports facilities offered by the college. 25% of the students opined that the sports facilities offered by the college were good. Only 15% of students are of the opinion that the sports facilities offered by the college were excellent.

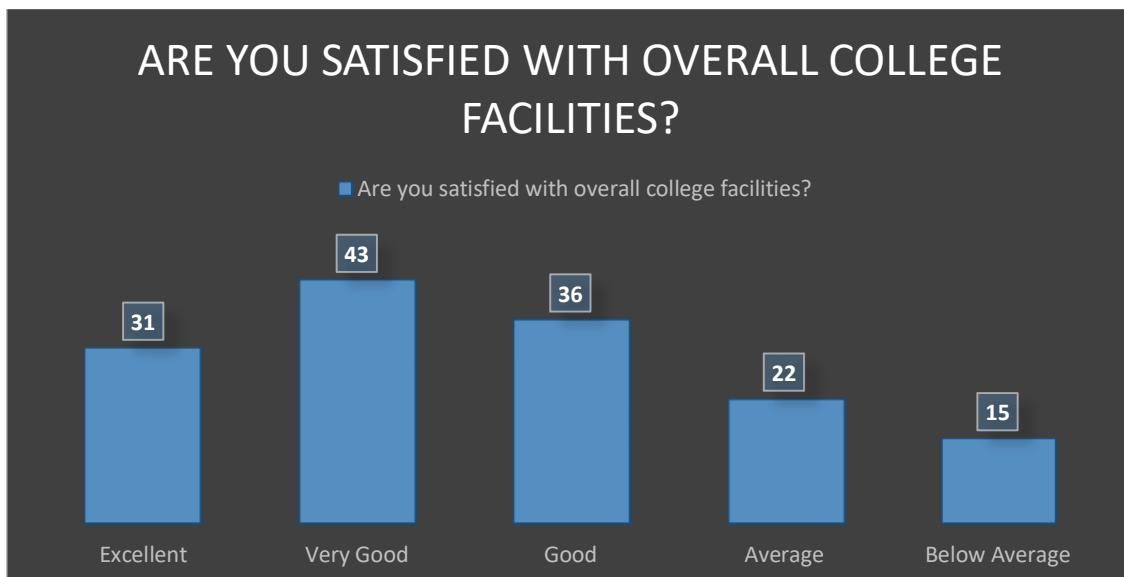
6. Do all sports activities been supervised by the authorities concerned?



40% of the students opined that the sports activities offered by the college need to be properly supervised by the college authorities. 44% of the students are satisfied with the sports activities offered by the college.

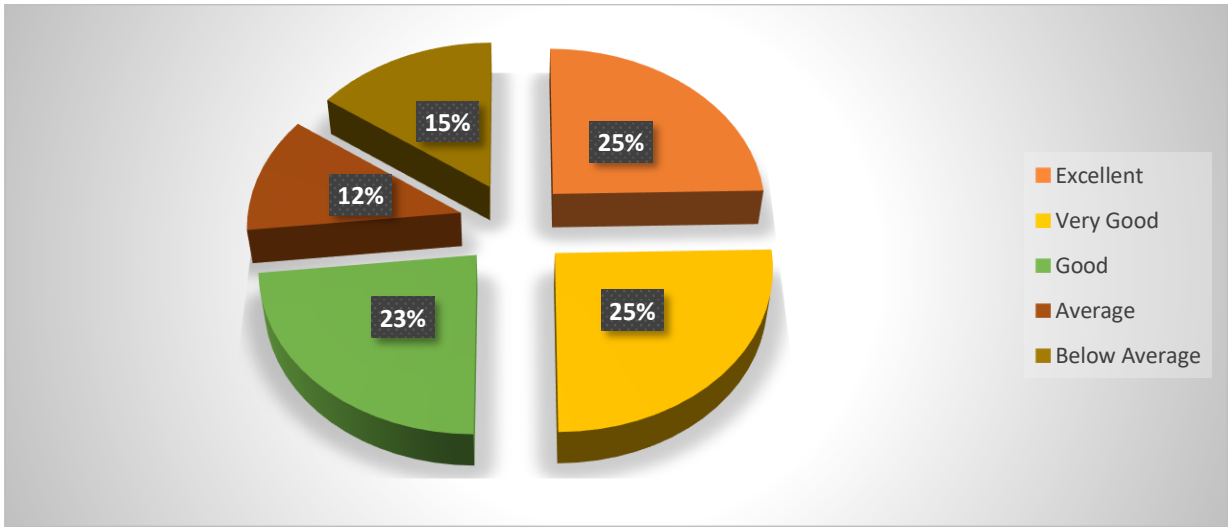
Students' feedback on the overall functioning of the College

1. Are you satisfied with overall college facilities?



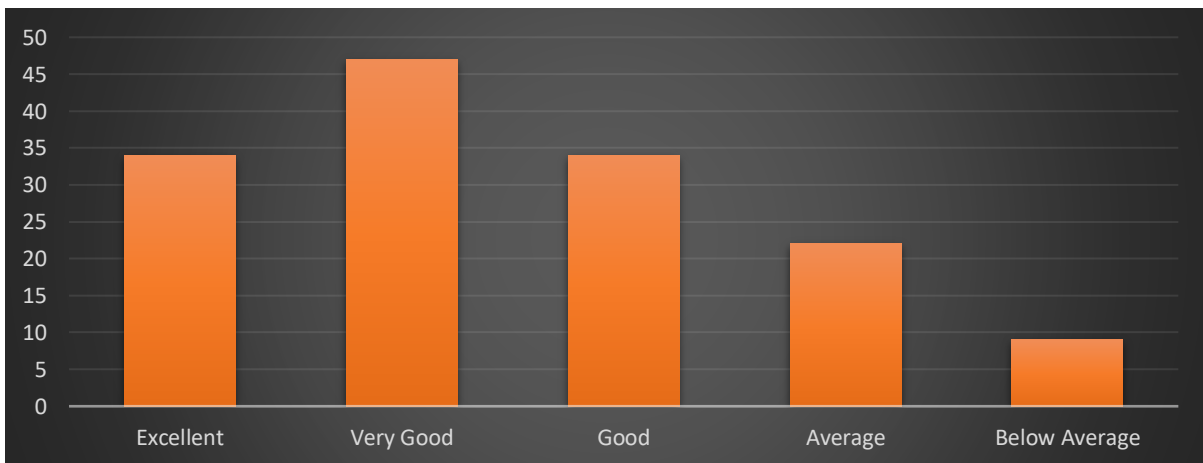
More than 50% of the students are satisfied with the overall facilities provided by the college. However, 37% of the students are of the opinion that the overall facilities of the college need to be improved.

2. Will you recommend other students to take admission to the college?



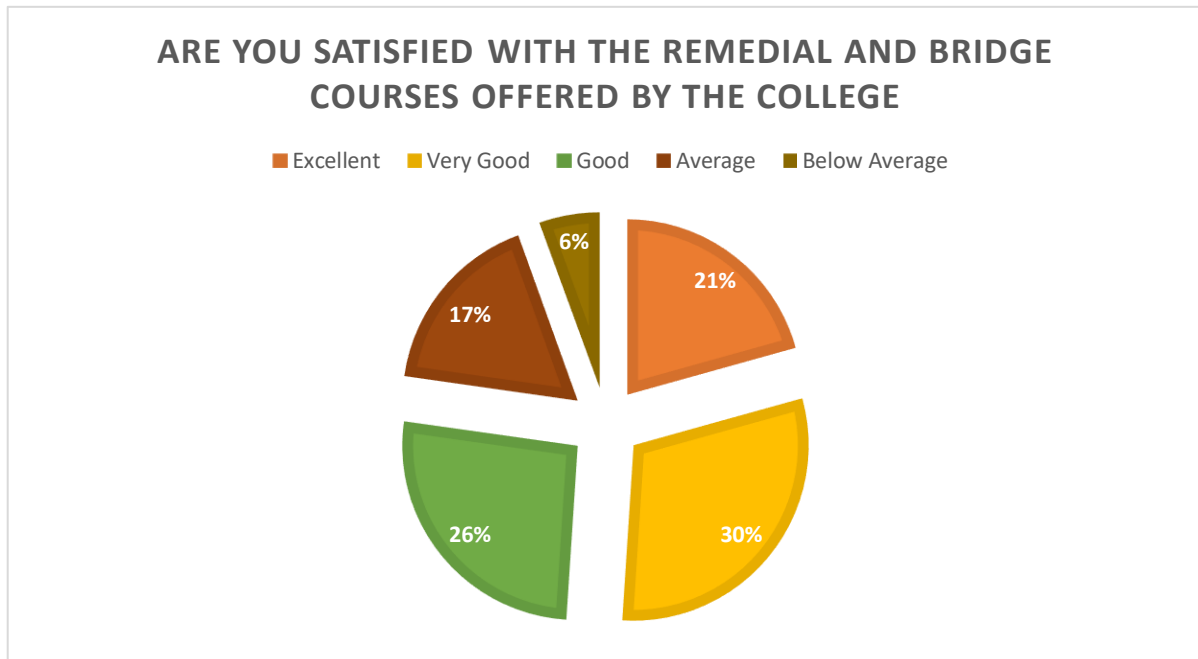
More than 70% of students recommend other students to take admitted to the college. However, 15% of the students did not recommend other students to take admitted to the college, and college authorities need to address it.

3. Are you satisfied with the disbursal of scholarship?



More than half of the students are satisfied with the disbursal of scholarships. However, 9% of students complained about the disbursal of scholarships whereas 23% of students opined that scholarship disbursal is average.

4. Are you satisfied with the remedial and bridge courses offered by the college?

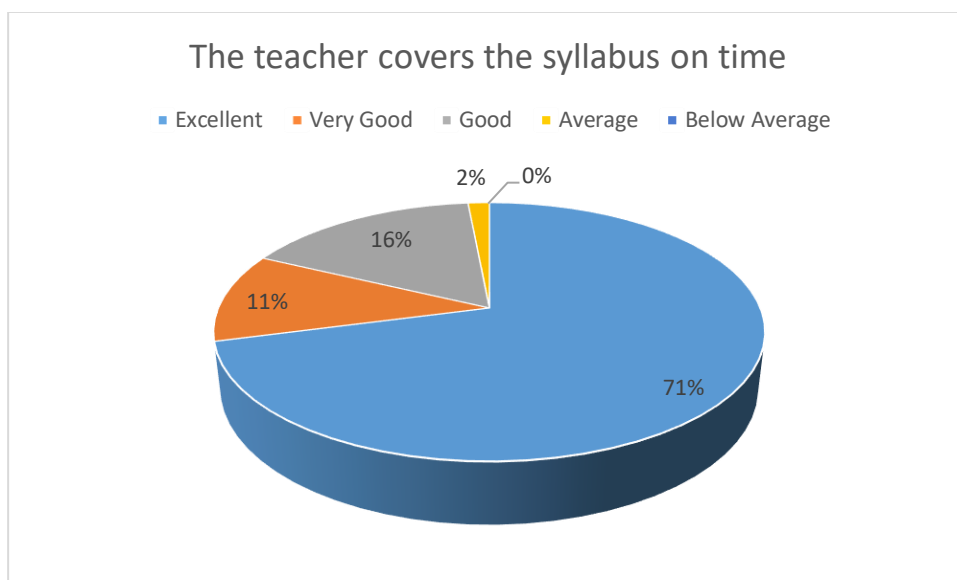


21% of the students opined that the remedial and bridge courses offered by the college were excellent. 30% of the students opined that it is very good and 26% of students said that the courses were good. 17% of the students opined that the bridge and remedial courses were average and 6% of the students were of the opinion that the remedial and bridge courses were below average.

Student's Feedback on Teachers – Department Wise

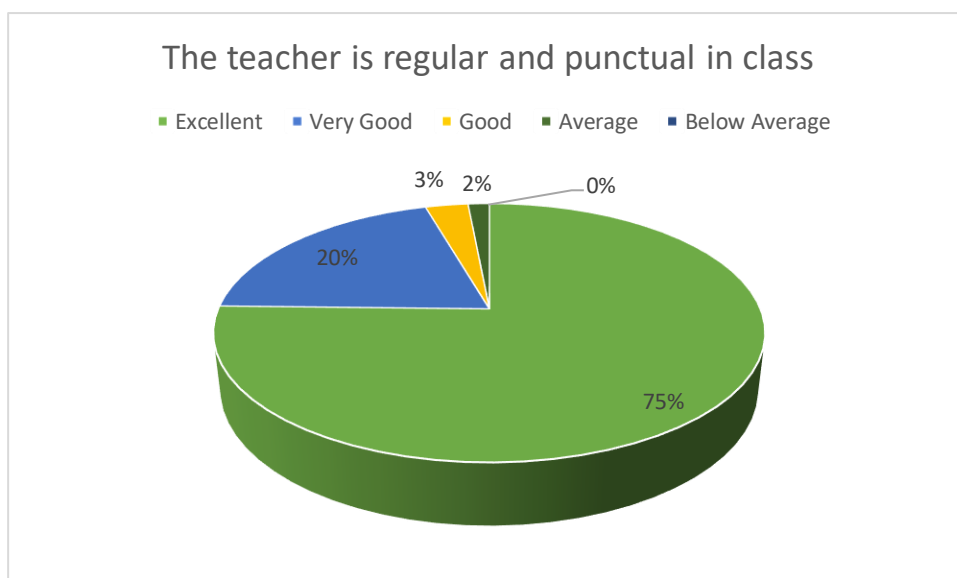
DEPARTMENT OF ZOOLOGY AND AQUACULTURE

1. The teacher covers the syllabus on time



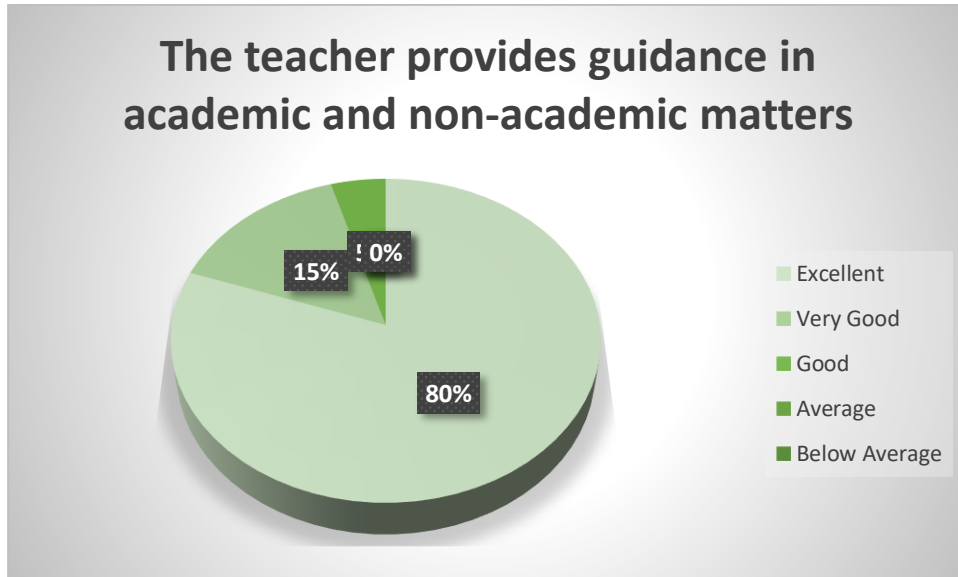
71% of the students opined that the teacher covers the syllabus on time. Only 2% of students complained that teachers are not covering the syllabus on time.

2. The teacher is regular and punctual in class



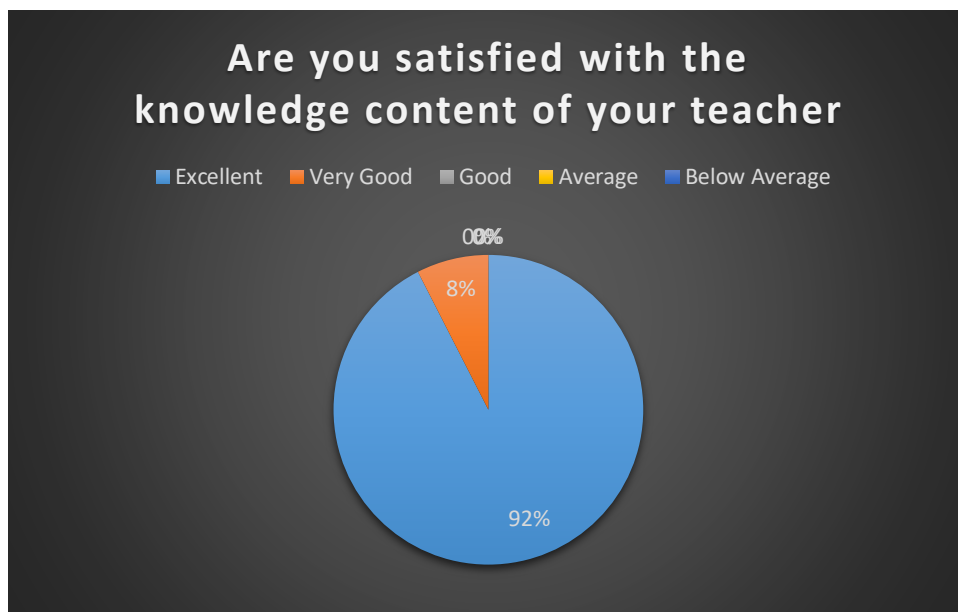
The majority of the students opined that teachers are regular and punctual in classes.

3. The teacher provides guidance in academic and non-academic matters



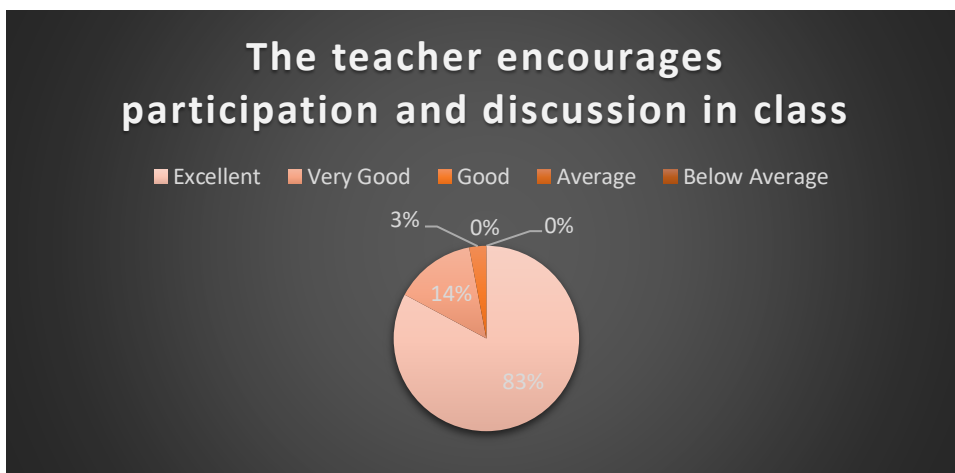
80% of the students opined that teachers provide excellent guidance in academic and non-academic matters.

4. Are you satisfied with the knowledge content of your teacher?



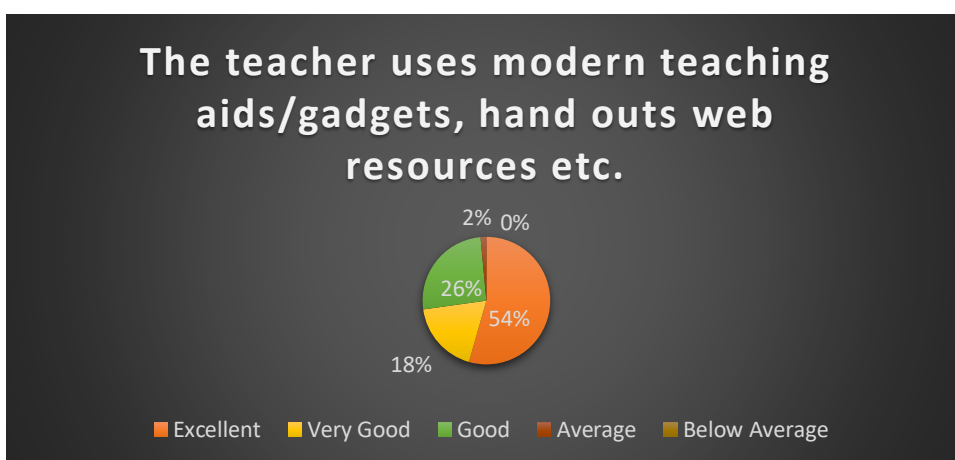
92% of the students opined that the teachers have excellent knowledge content whereas 8% of students opined that the teachers have very good knowledge in academic and non-academic matters.

5. The teacher encourages participation and discussion in class



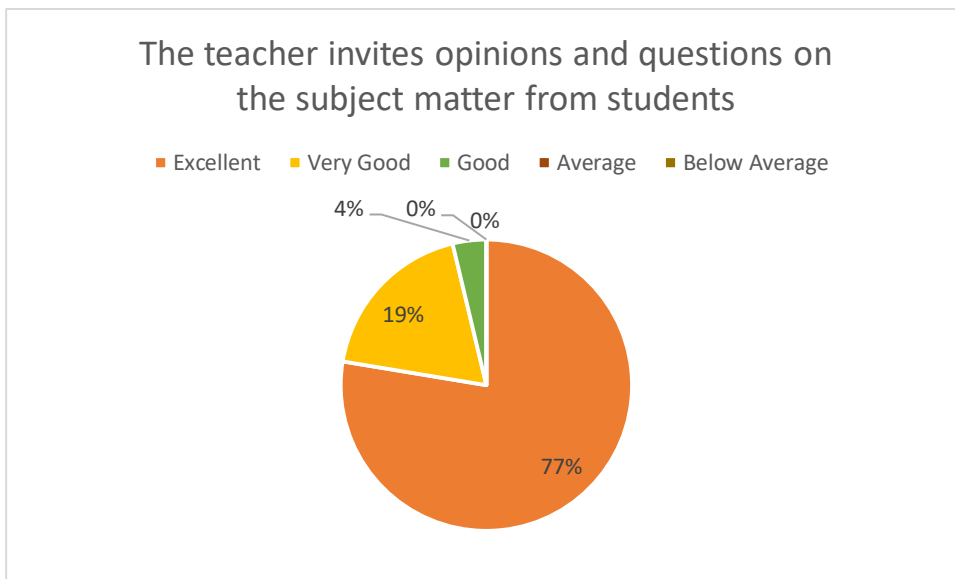
The majority of the students opined that teachers encourage active student participation and discussions.

6. The teacher uses modern teaching aids/gadgets, handouts web resources etc.



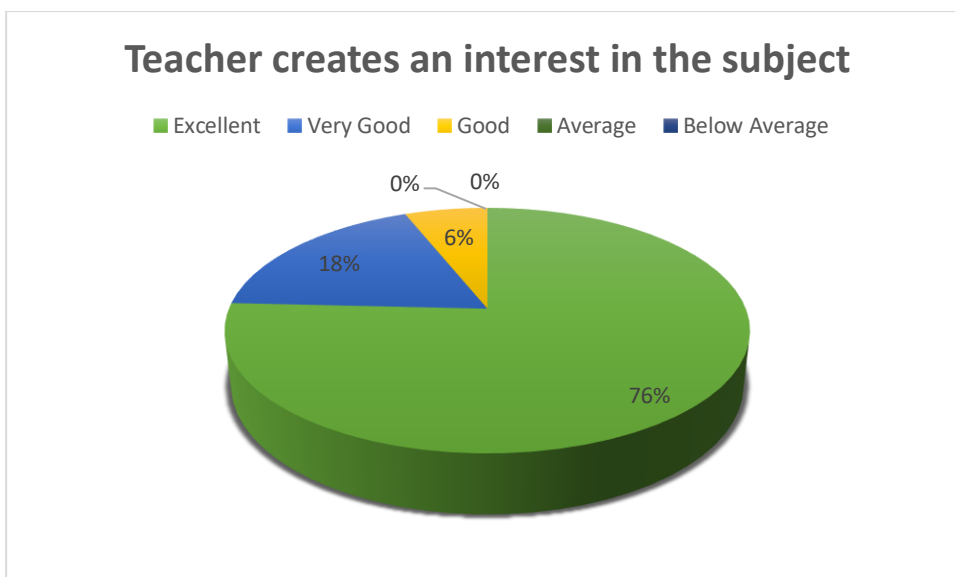
54% of the students opined that teachers use modern teaching aids and gadgets.

7. The teacher invites opinions and questions on the subject matter from students



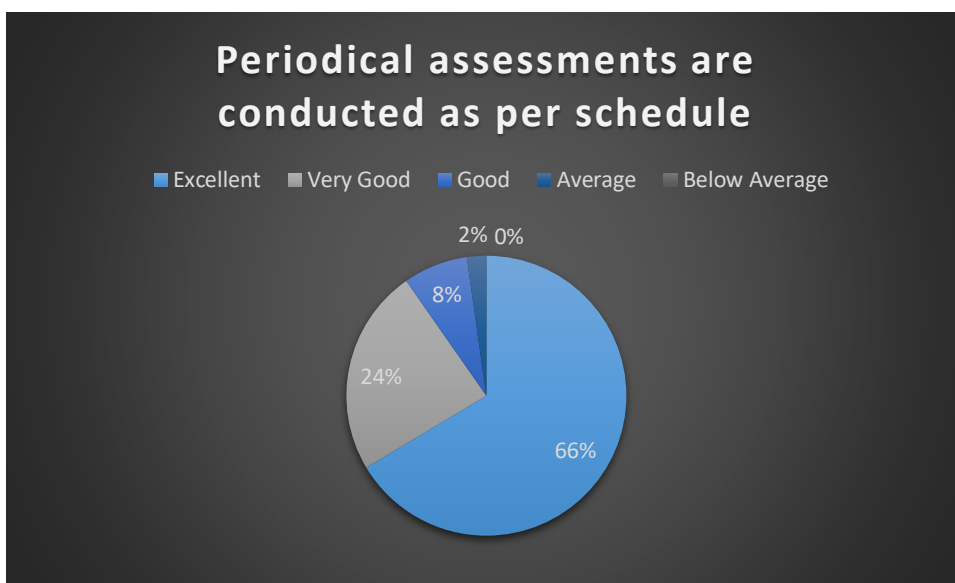
77% of the students opined that teachers invite opinions and questions on the subject matter from the students.

8. Teacher creates an interest in the subject



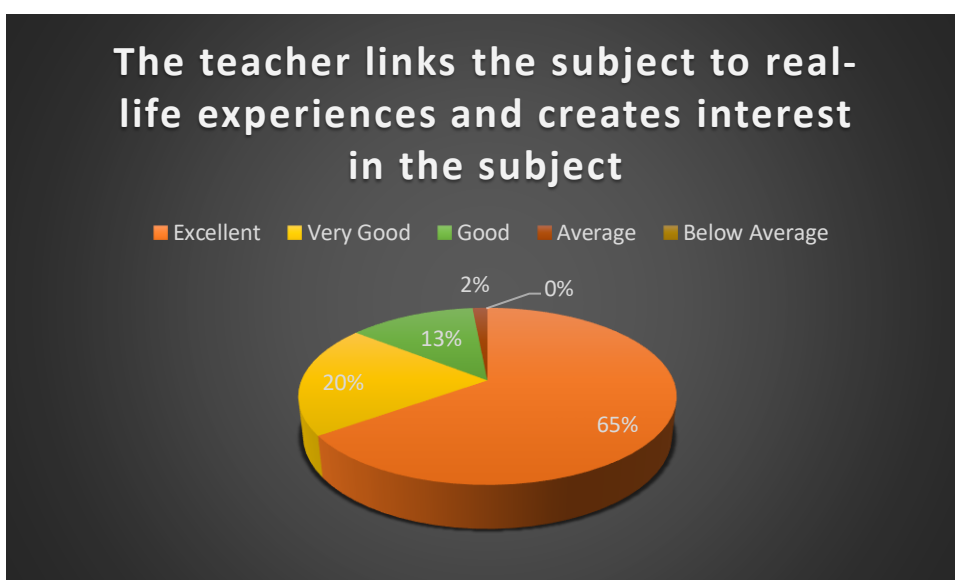
The majority of the students in the zoology department pinned that teachers create an interest towards the subject.

9. Periodical assessments are conducted as per the schedule



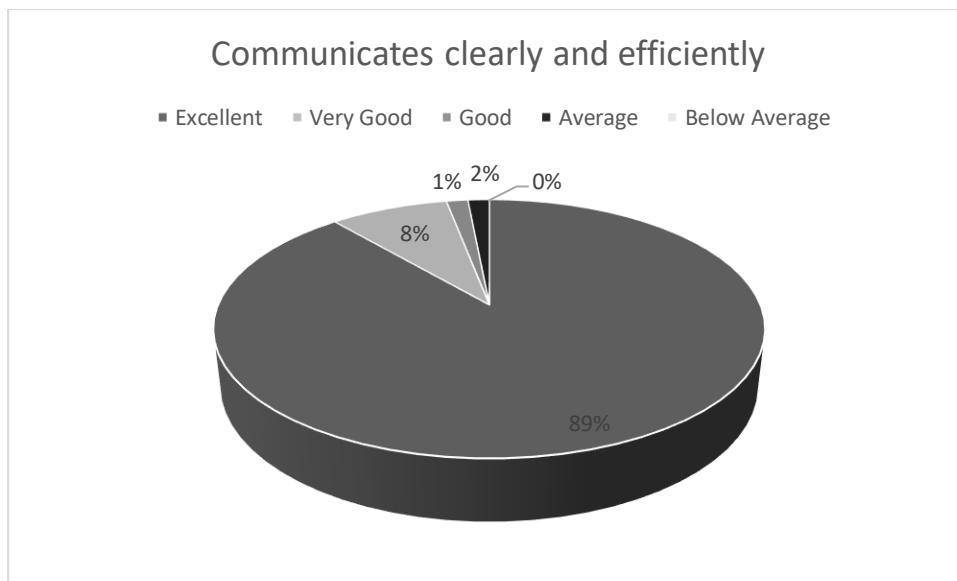
Most of the students opined that teachers conduct periodical assessments as per the curriculum.

10. The teacher links the subject to real-life experiences and creates interest in the subject



85% of the students opined that teachers link the subject to real-life experiences and create an interest in zoology and aquaculture. Only 2% of students have a negative opinion towards the statement.

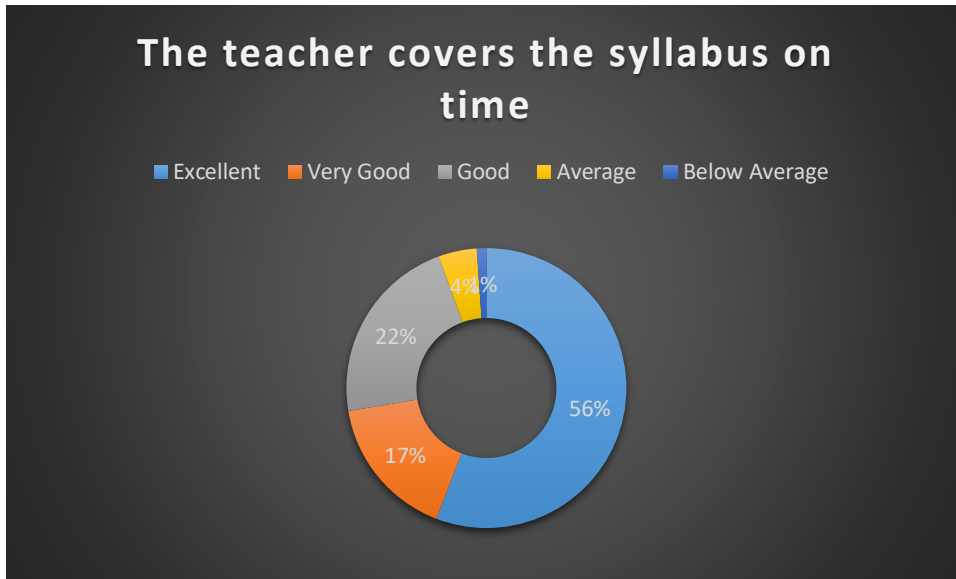
11. Communicates clearly and efficiently



The majority of the students opined that teachers communicate clearly and efficiently in the classroom.

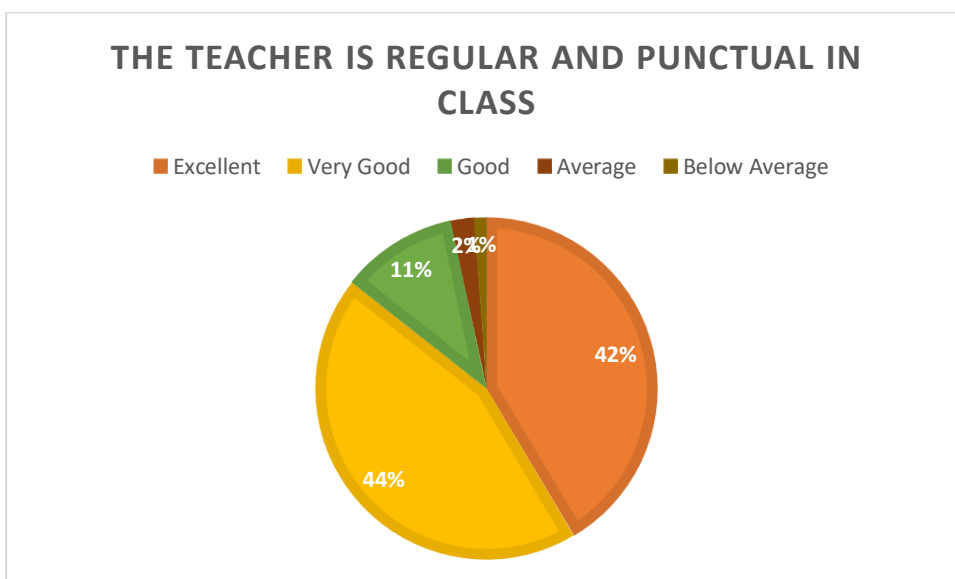
DEPARTMENT OF LANGUAGES

1. The teacher covers the syllabus on time



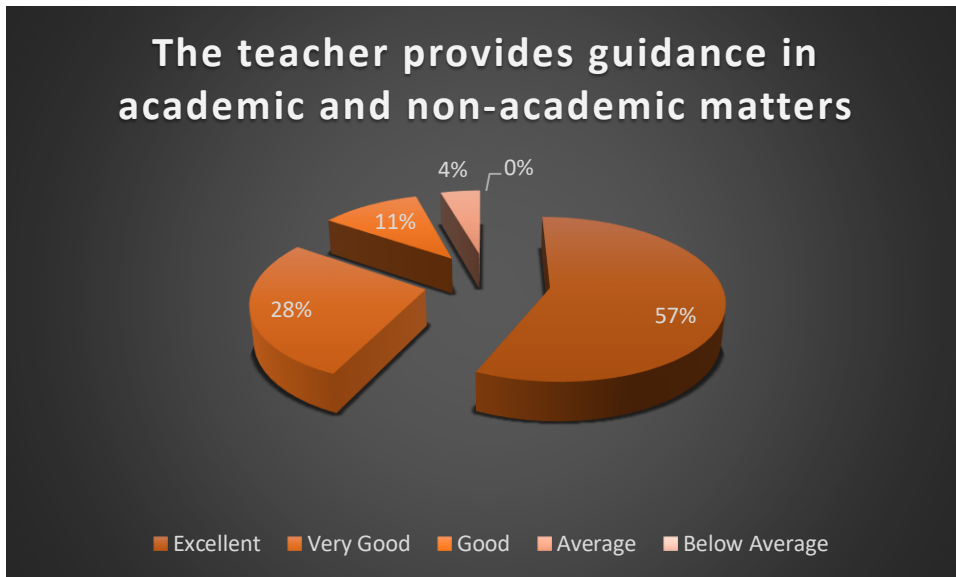
56% of the students opined that the teacher covers the syllabus on time. Around 5% of students complained that teachers are not covering the syllabus on time. 22% of students state that on average teachers cover syllabus on time.

2. The teacher is regular and punctual in class



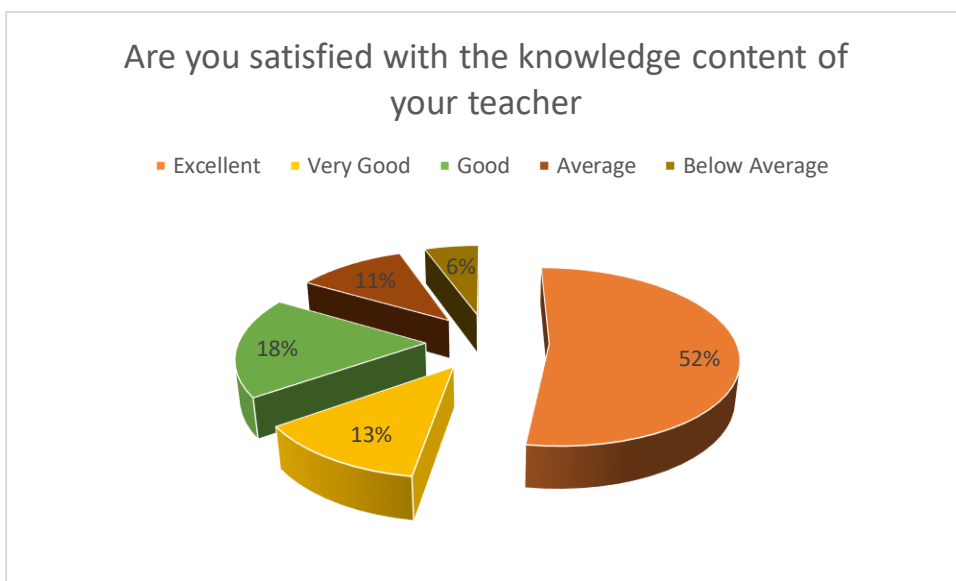
Most of the students opined that teachers are regular and punctual in classes.

3. The teacher provides guidance in academic and non-academic matters



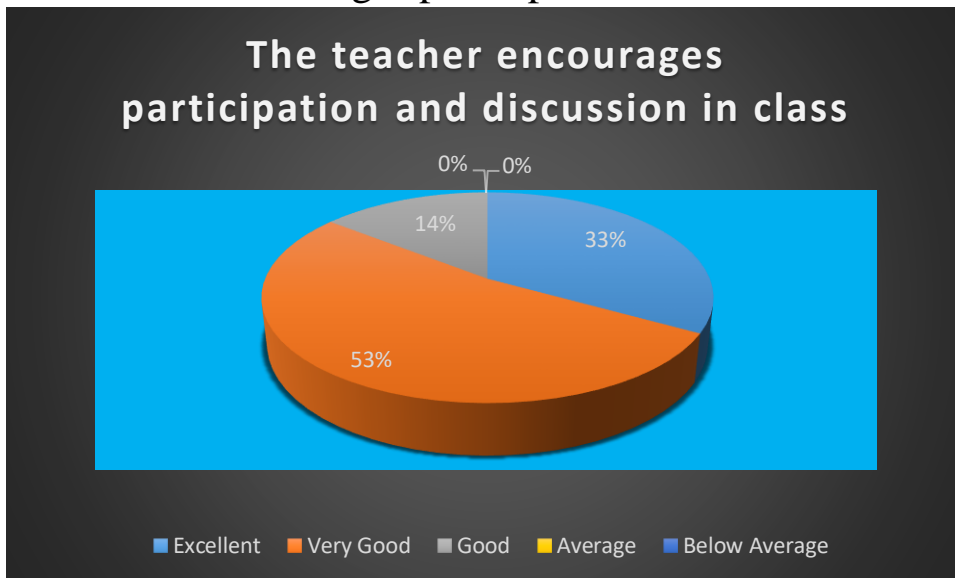
57 % of the students opined that teachers provide excellent guidance in academic and non-academic matters. However, 15% of students have a negative opinion.

4. Are you satisfied with the knowledge content of your teacher?



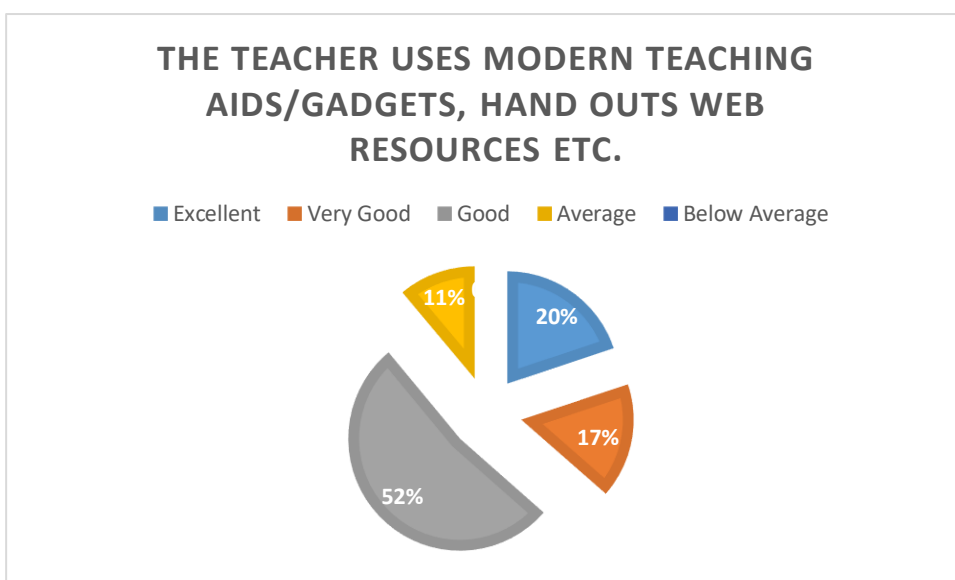
52% of the students opined that the teachers have excellent knowledge of content whereas 13% of students opined that the teachers have very good knowledge in academic and non-academic matters.

5. The teacher encourages participation and discussion in class



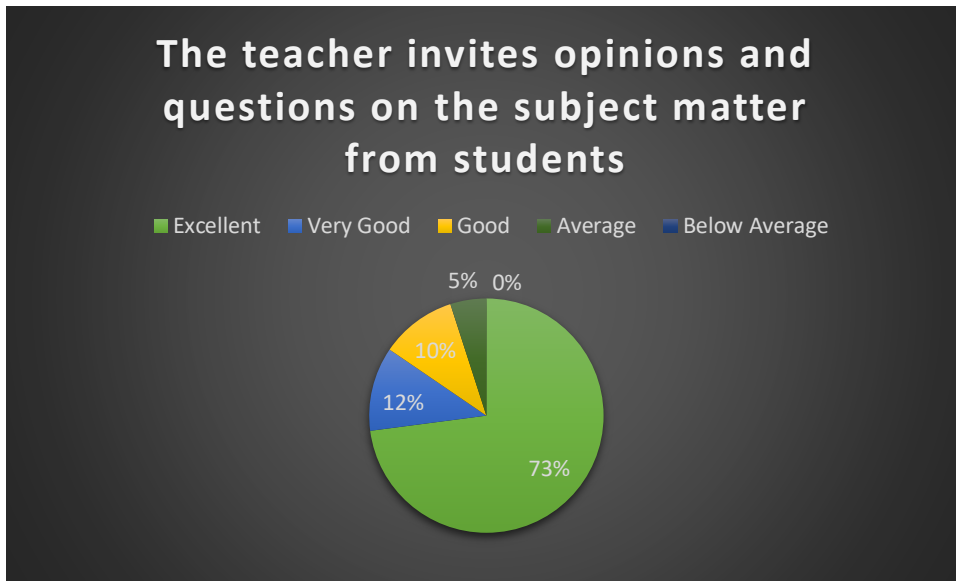
53% of the students opined that teachers encourage active participation and discussion in the classes.

6. The teacher uses modern teaching aids/gadgets, handouts, web resources, etc.



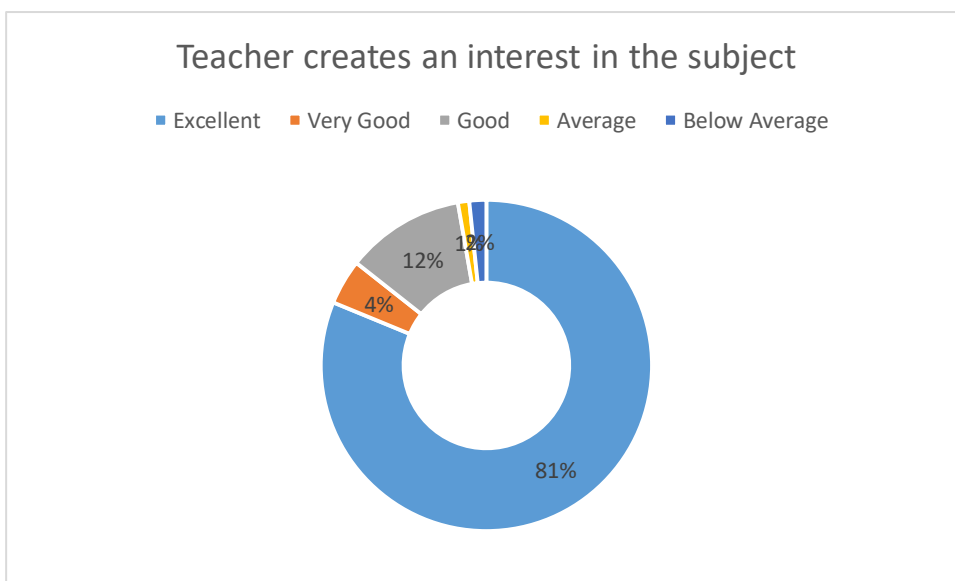
52% of the students opined that teachers use modern teaching aids and gadgets. However, 20% of students opined that teachers did not use modern teaching aids.

7. The teacher invites opinions and questions on the subject matter from students



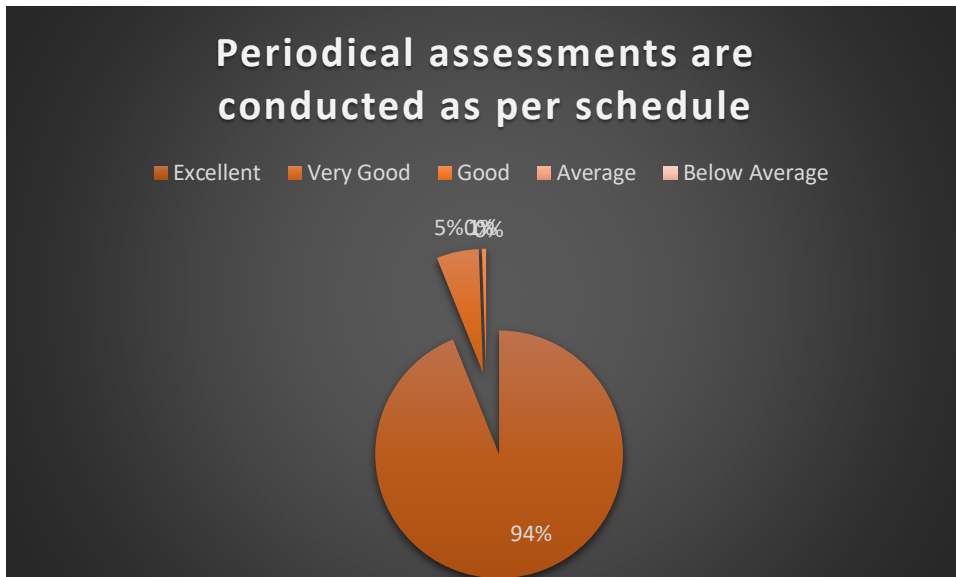
73% of students opined that the teacher invites opinions and discussions of the subject matter from students.

8. Teacher creates an interest in the subject



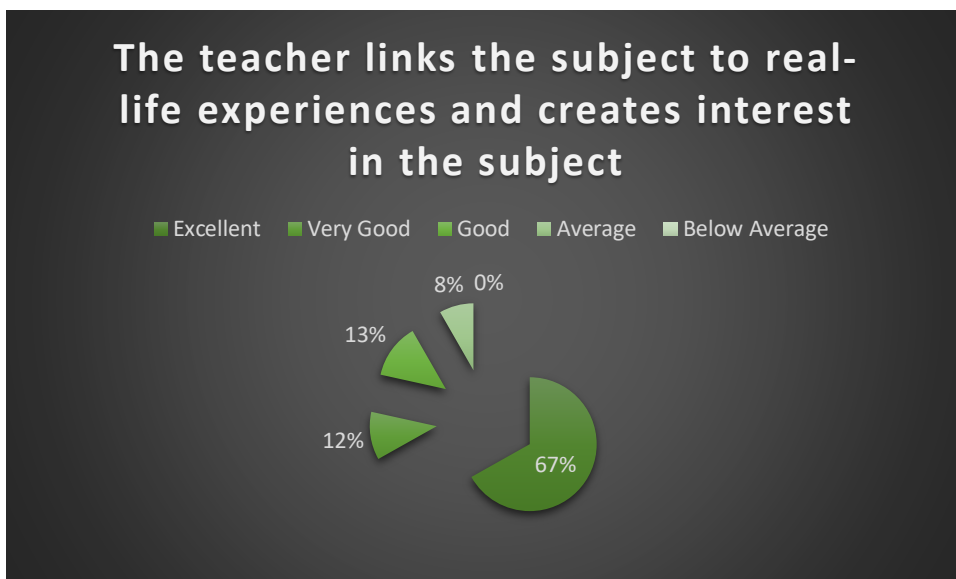
81% of students opined that teacher creates an interest in English and Malayalam language among students.

9. Periodical assessments are conducted as per the schedule



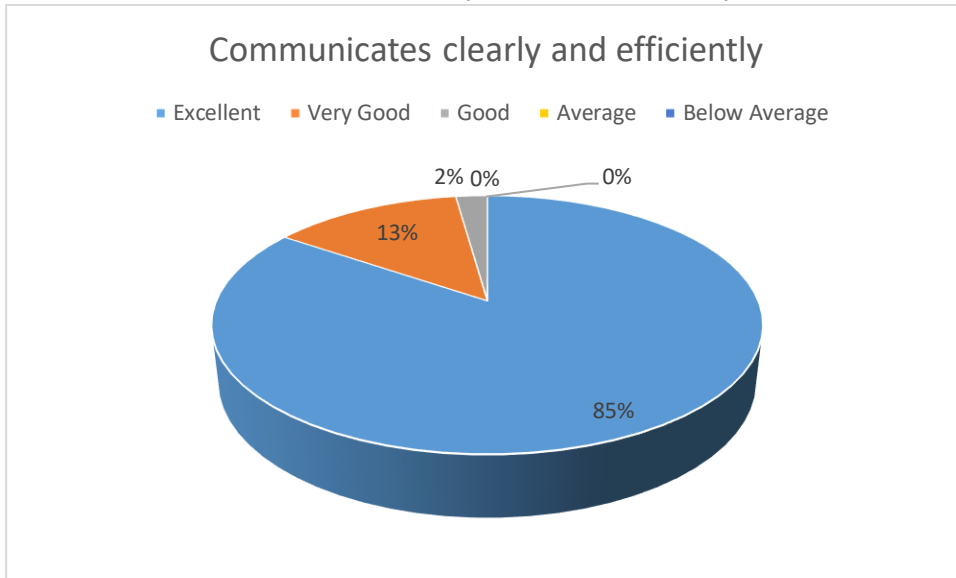
94% of the students opined that teachers conduct periodical assessments as per schedule.

10. The teacher links the subject to real-life experiences and creates interest in the subject



67% of the students opined that the teacher links the subject to real-life experience and creates an interest in the subject.

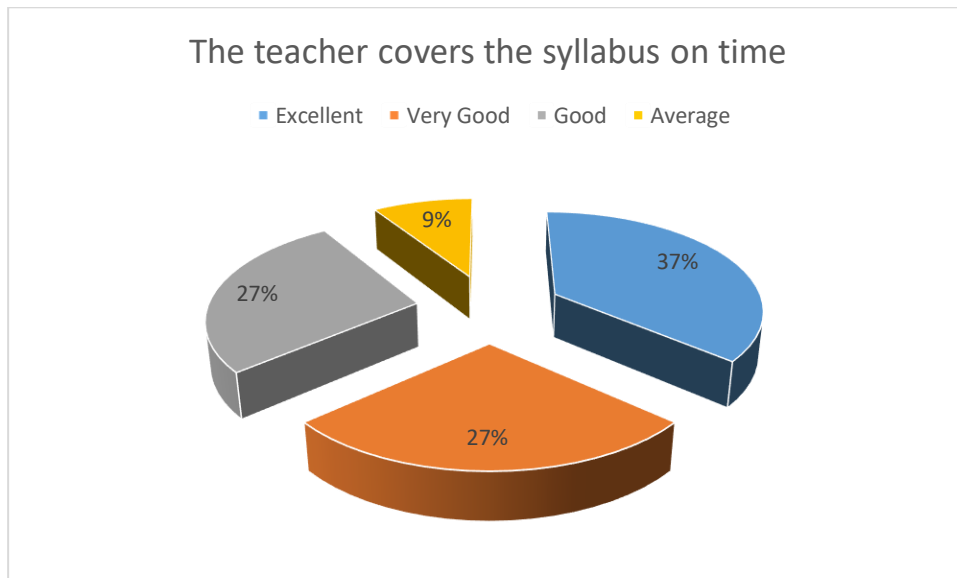
11. Communicates clearly and efficiently



85% of students opined that the teacher communicates clearly and efficiently.

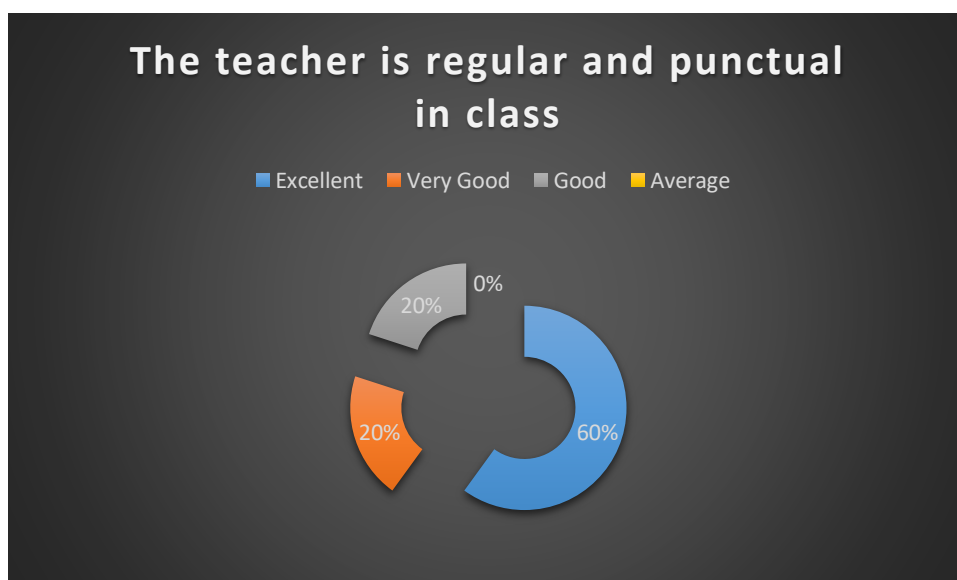
DEPARTMENT OF ECONOMICS

1. The teacher covers the syllabus on time



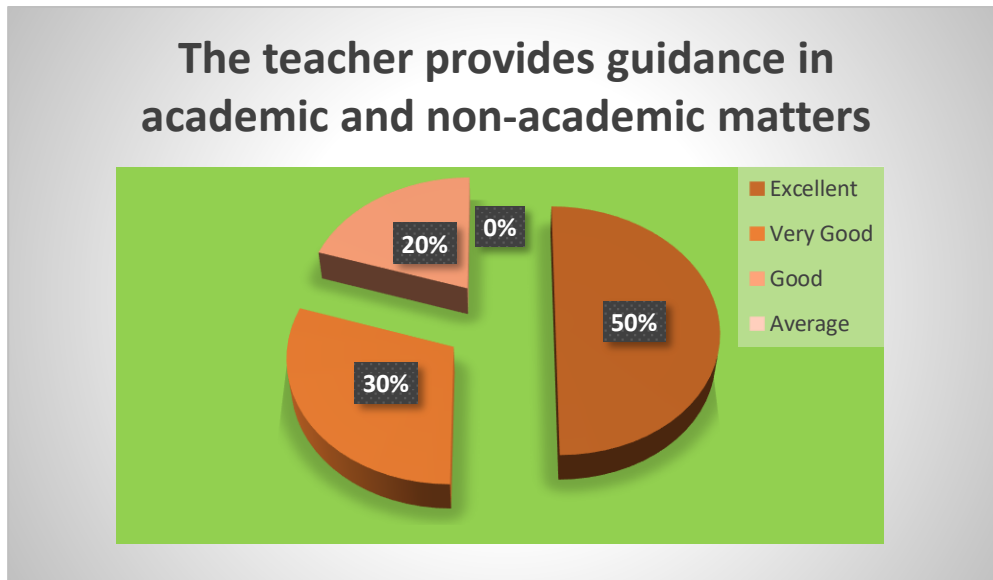
Around half of the students opined that teachers cover the syllabus on time.

2. The teacher is regular and punctual in class



The majority of the students opined that teachers are regular and punctual in classes.

3. The teacher provides guidance in academic and non-academic matters



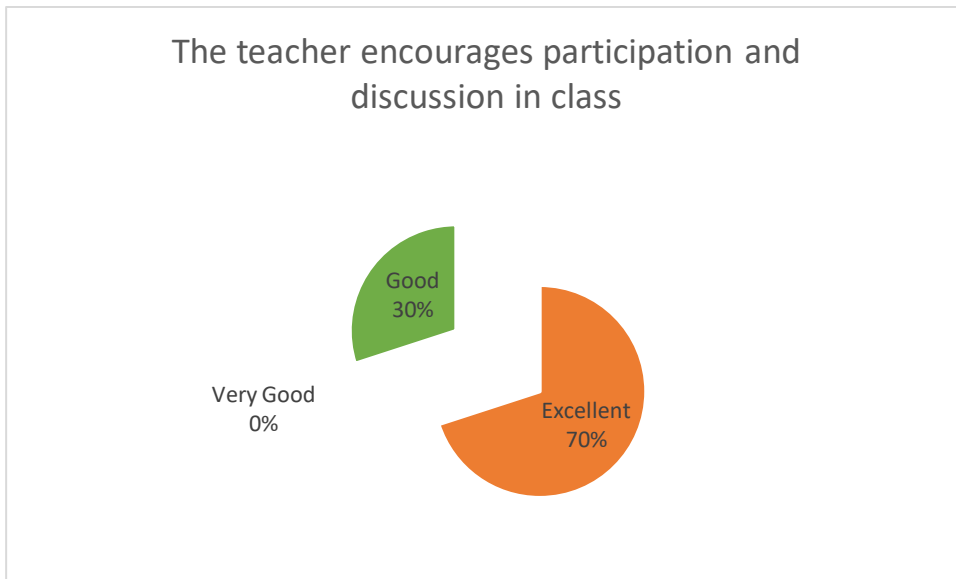
50% of the students are of the opinion that teachers provide excellent guidance on academic and non-academic matters.

4. Are you satisfied with the knowledge content of your teacher?



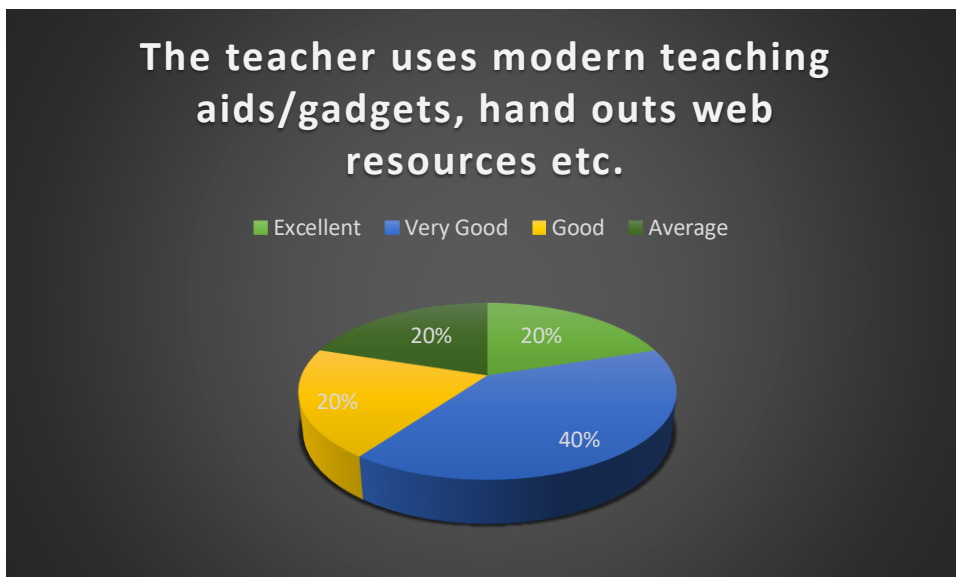
80% of the students opined that the teachers have excellent knowledge of content whereas 20% of students opined that the teachers have very good knowledge about the content.

5. The teacher encourages participation and discussion in class



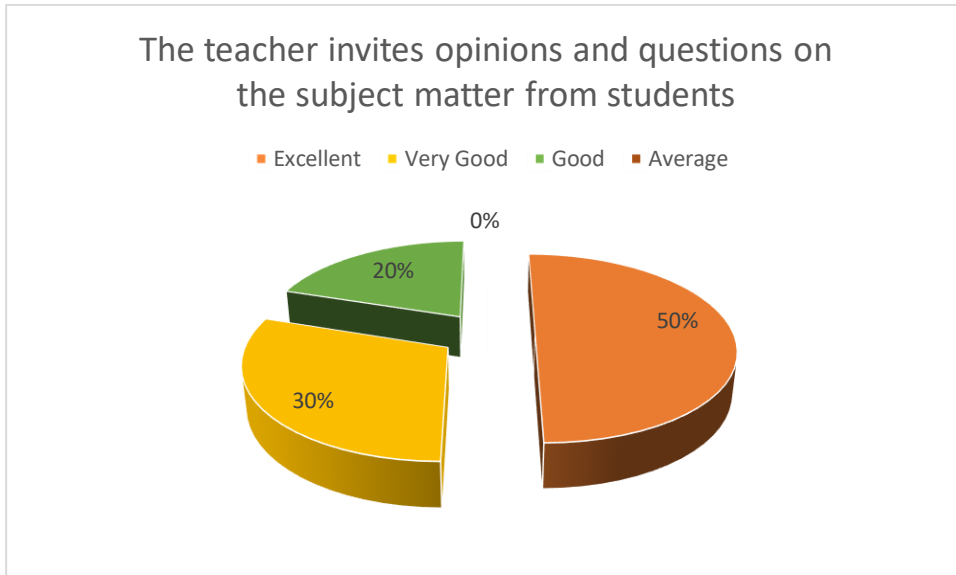
70% of the students opined that teachers encourage active participation and discussion in the classes.

6. The teacher uses modern teaching aids/gadgets, handouts web resources, etc.



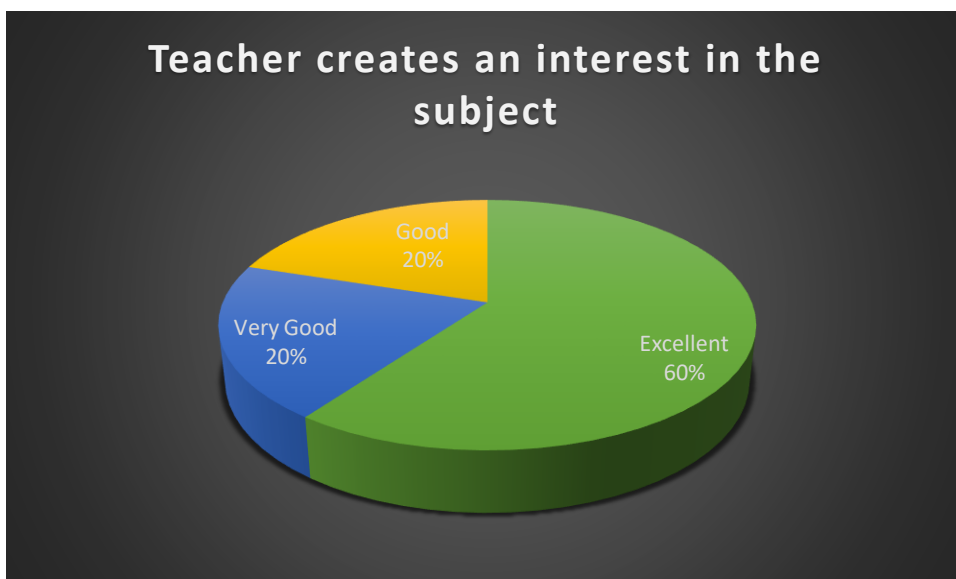
60% of the students opined that teachers use modern teaching aids and gadgets. However, 20% of students opined that teachers did not use modern teaching aids.

7. The teacher invites opinions and questions on the subject matter from students



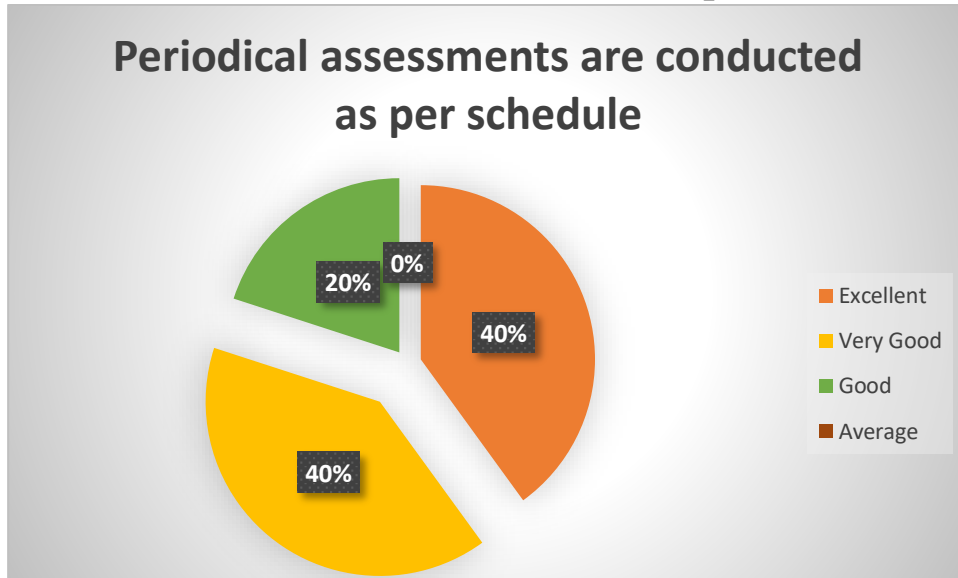
More than half of the students are of the opinion that the teacher invites questions on subject matters from students.

8. Teacher creates an interest in the subject



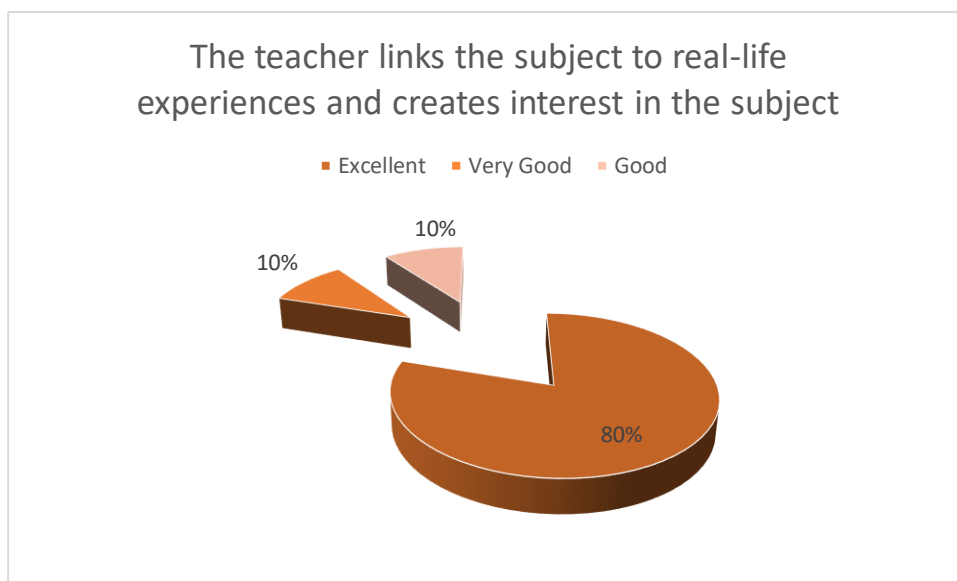
60% of the students opined that teachers creates an excellent interest in the subject.

9. Periodical assessments are conducted as per the schedule



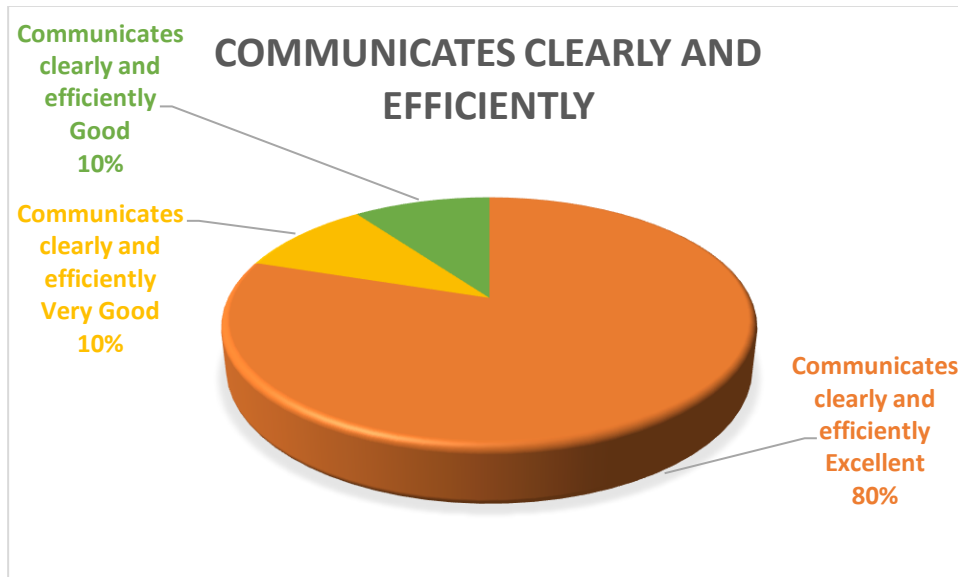
Around 80% of the students are of the opinion that periodical assessments are conducted as per the schedule.

10. The teacher links the subject to real-life experiences and creates interest in the subject



All of the students opined that the teacher links the subject to real-life experiences and creates interest in the subject.

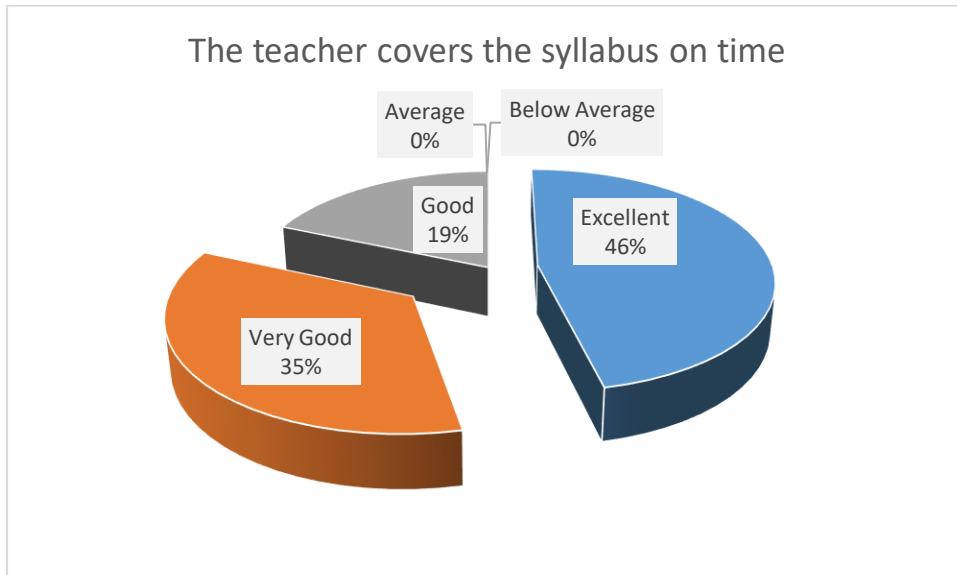
11. Communicates clearly and efficiently



80% of the students opined that teachers have excellent communication skills.

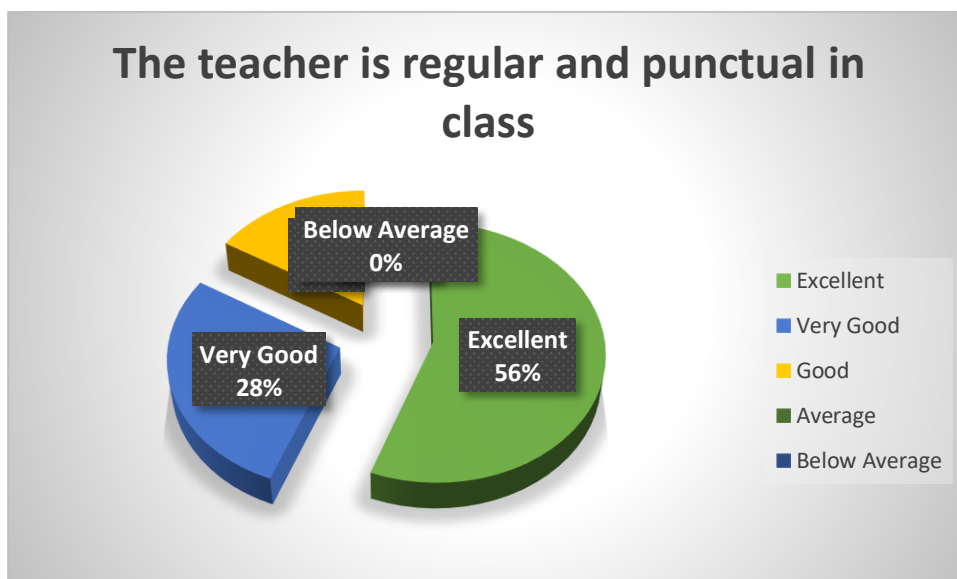
DEPARTMENT OF POLITICS AND JOURNALISM

1. The teacher covers the syllabus on time



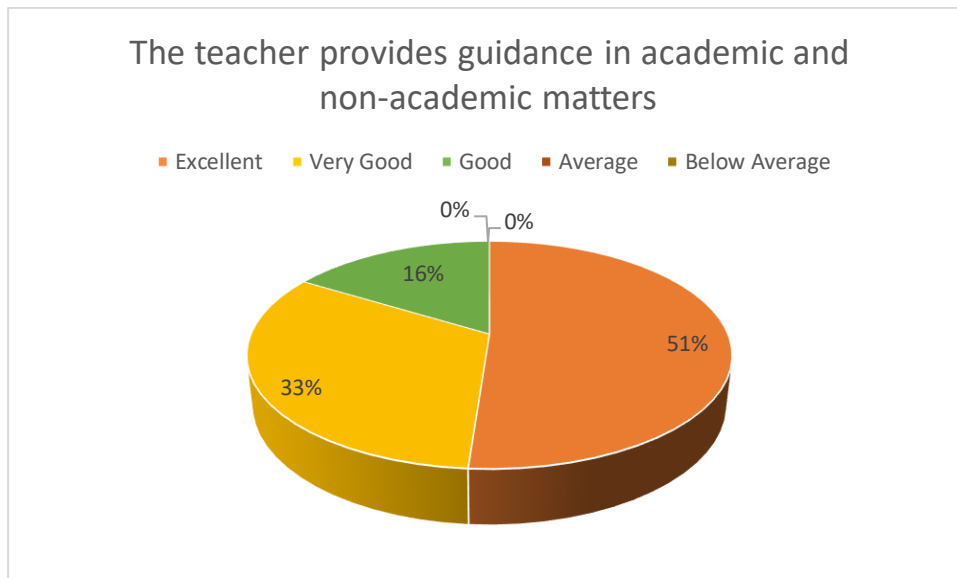
More than half of the students opined that the teacher covers the syllabus on time.

2. The teacher is regular and punctual in class



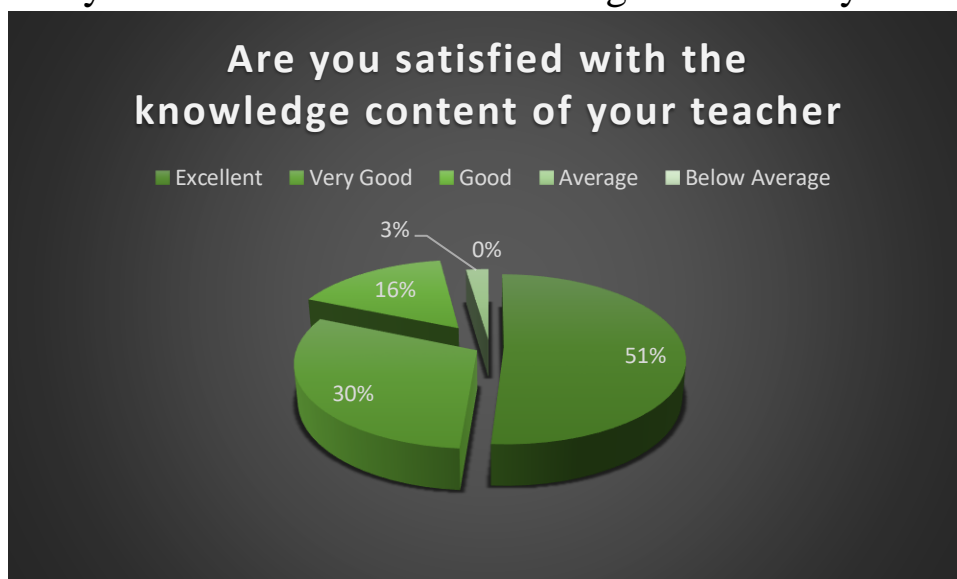
The majority of the students opined that teachers are regular and punctual in classes.

3. The teacher provides guidance in academic and non-academic matters



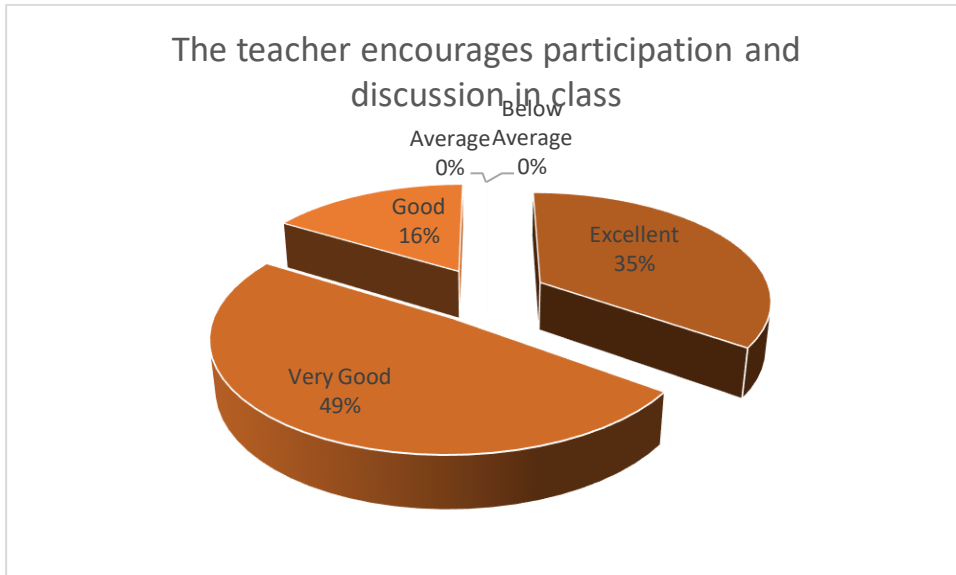
Around 75% of the students opined that the teacher provides guidance in academic and non-academic matters.

4. Are you satisfied with the knowledge content of your teacher



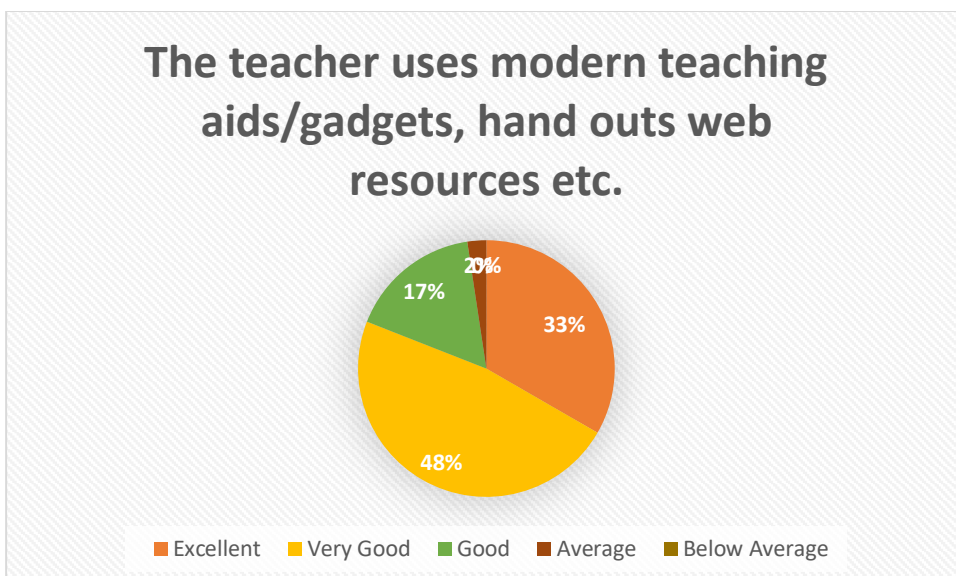
51% of students opined that they are satisfied with the knowledge content of the teachers. Only 3% of students are not satisfied with the knowledge content of teachers.

5. The teacher encourages participation and discussion in class



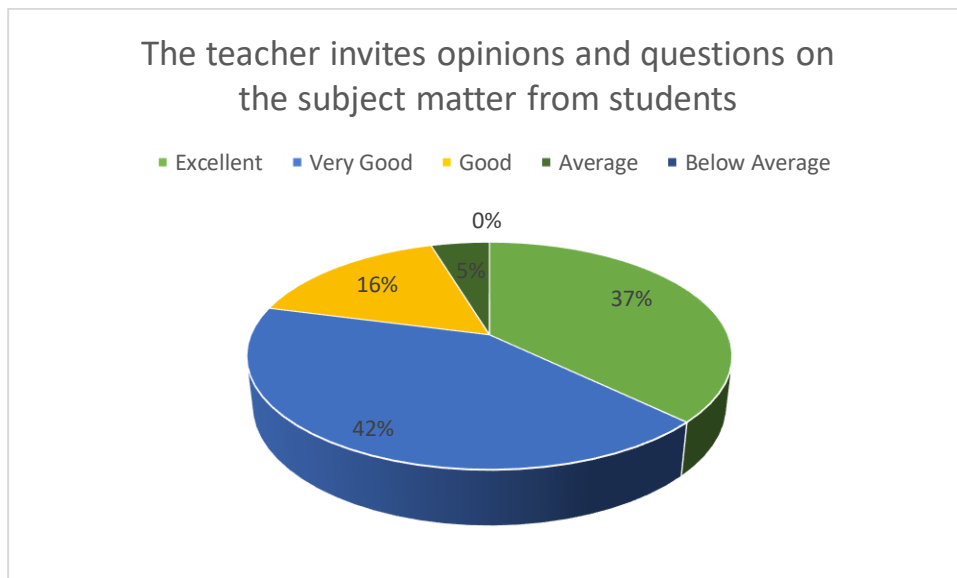
The majority of the students opined that teachers encourage active discussion and participation in the classroom.

6. The teacher uses modern teaching aids/gadgets, hand outs web resources etc.



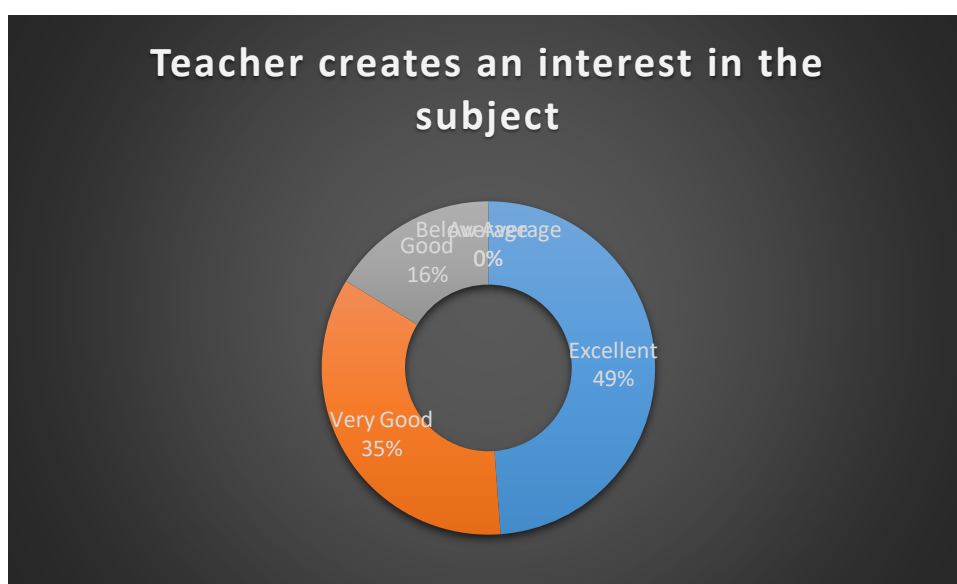
The majority of the students opined that teachers use modern aids and gadgets while teaching.

7. The teacher invites opinions and questions on the subject matter from students



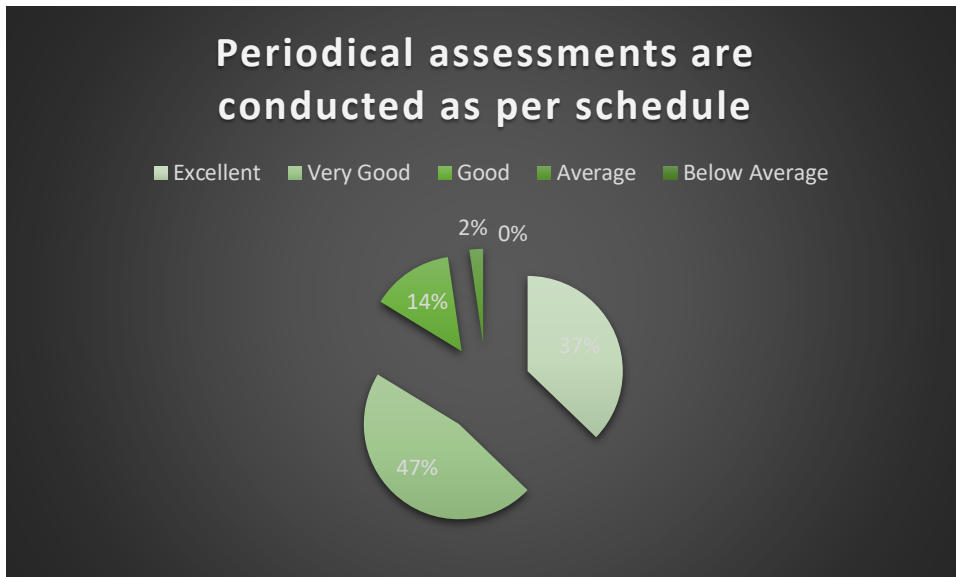
More than half of the students are of the opinion that the teacher invites questions on subject matters from students.

8. Teacher creates an interest in the subject



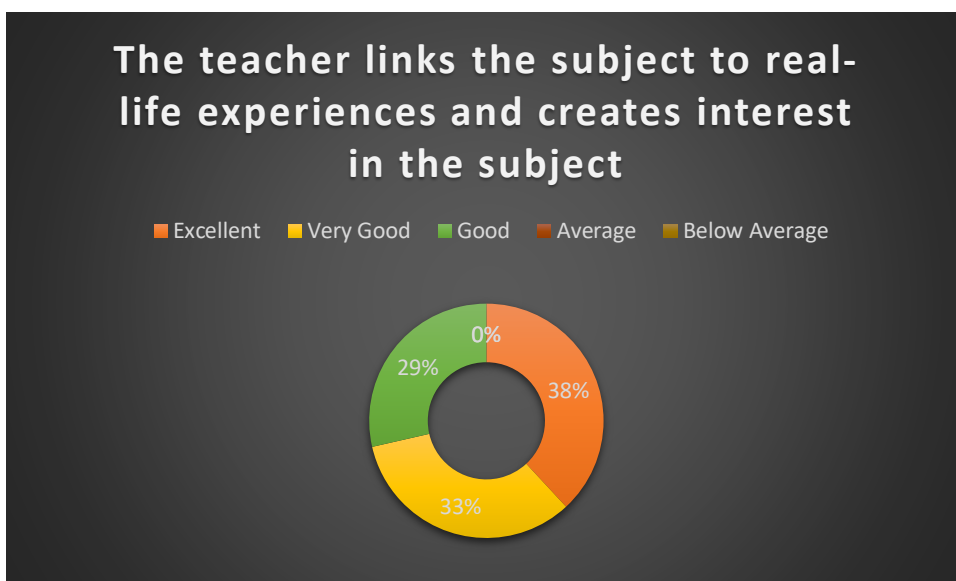
More than half of the students are of the opinion that the teacher creates an interest in the subject.

9. Periodical assessments are conducted as per the schedule



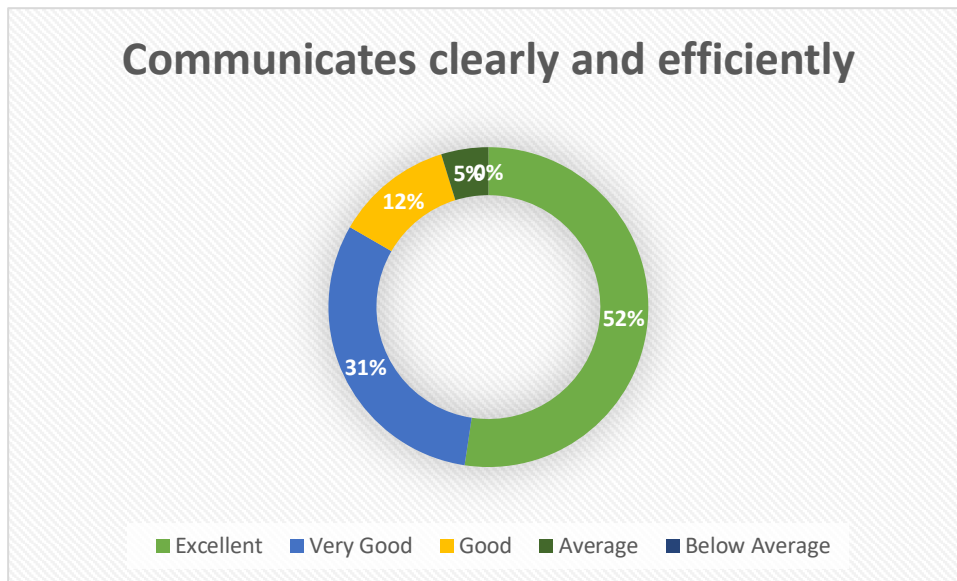
More than half of the students are of the opinion that periodical assessments are conducted as per the schedule.

10. The teacher links the subject to real-life experiences and creates interest in the subject



The majority of the students opined that the teacher links the subject to real-life experience and creates interest in the subject.

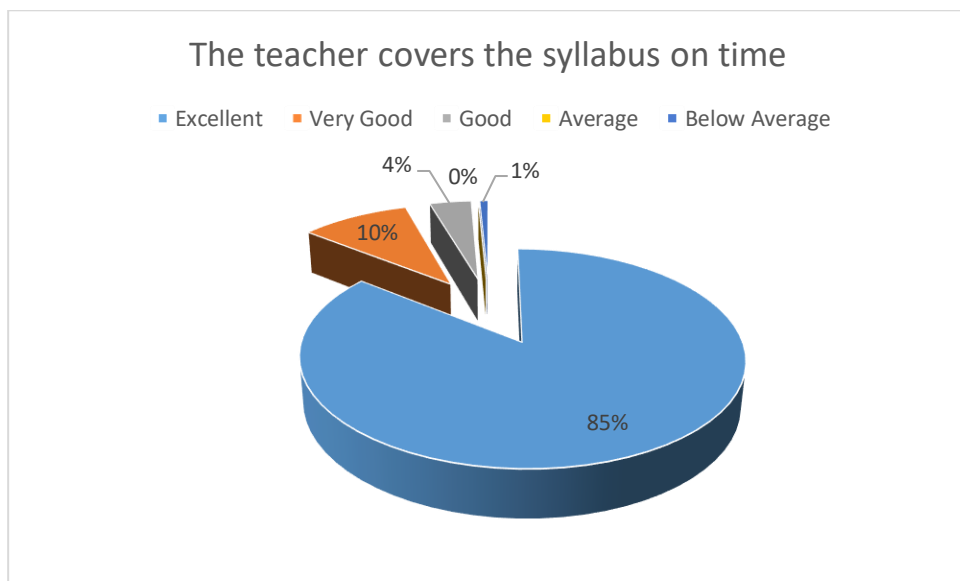
11. Communicates clearly and efficiently



52% of students opined that teachers communicate clearly and efficiently in the classroom.

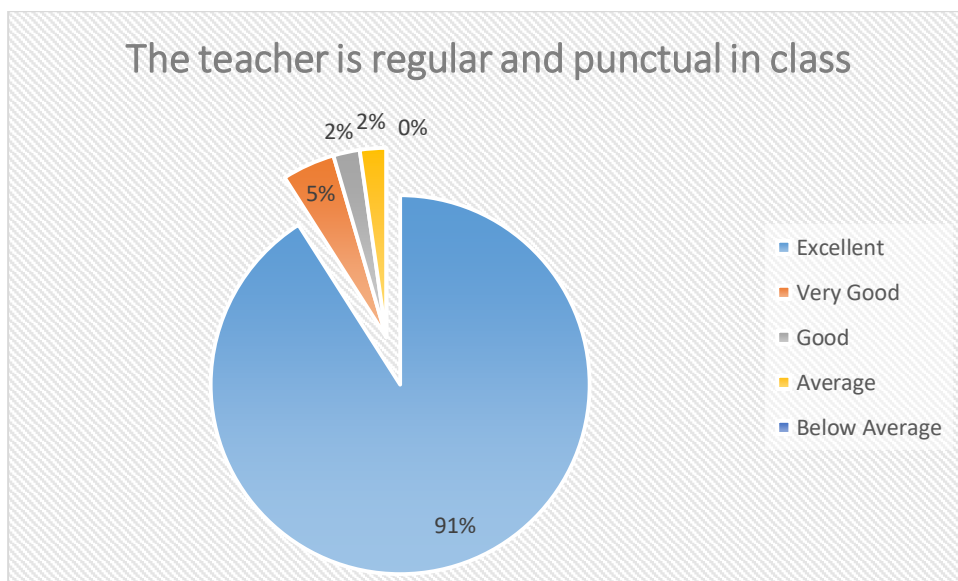
DEPARTMENT OF PHYSICS

1. The teacher covers the syllabus on time



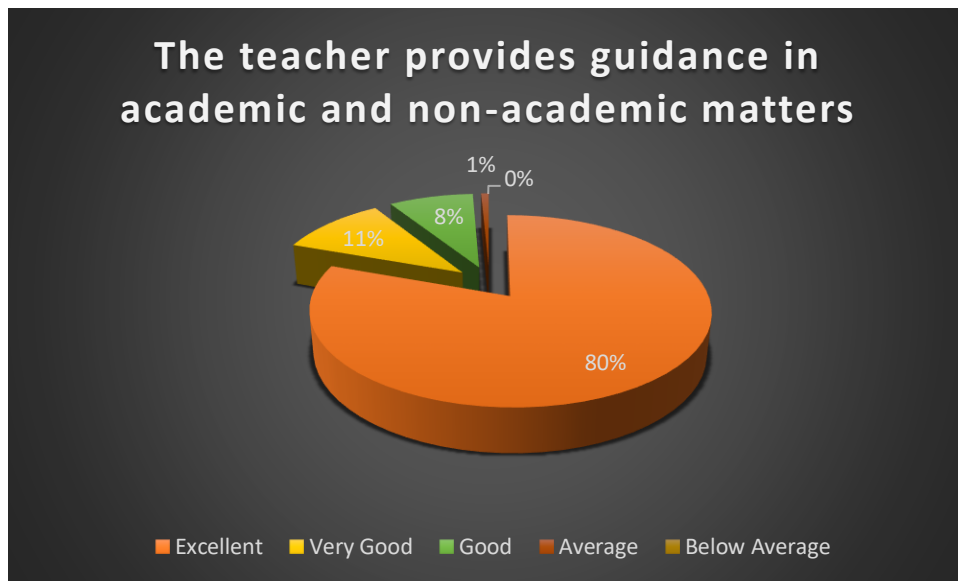
85% of the students opined that the teacher covers the syllabus on time.

2. The teacher is regular and punctual in class



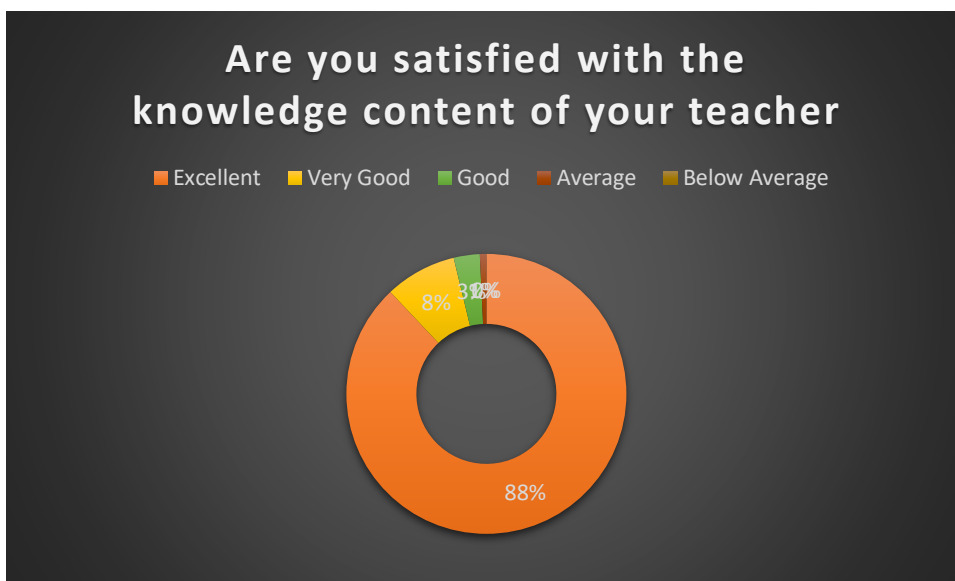
91% of the students opined that teachers are regular and punctual in classes.

3. The teacher provides guidance in academic and non-academic matters



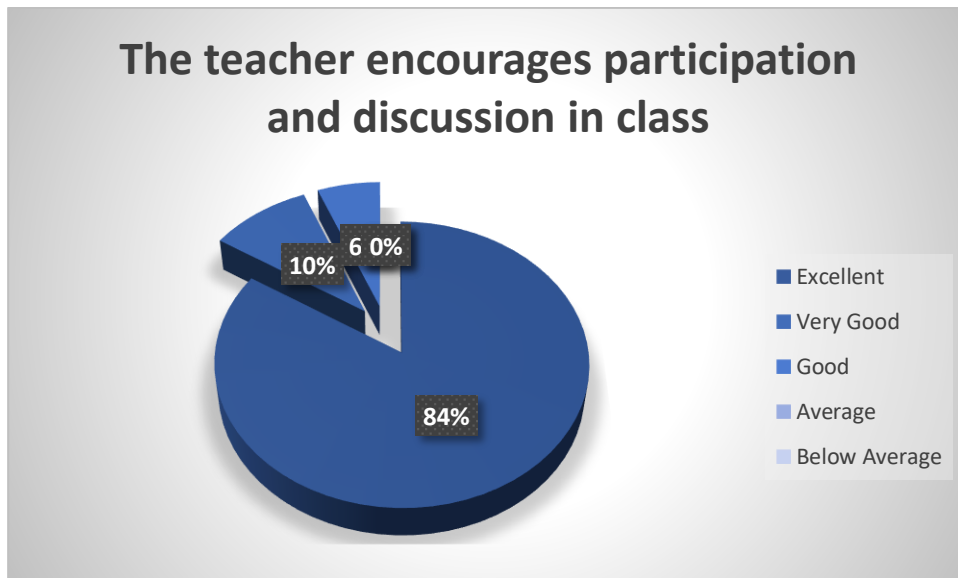
Around 80% of the students opined that the teacher provides guidance in academic and non-academic matters

4. Are you satisfied with the knowledge content of your teacher?



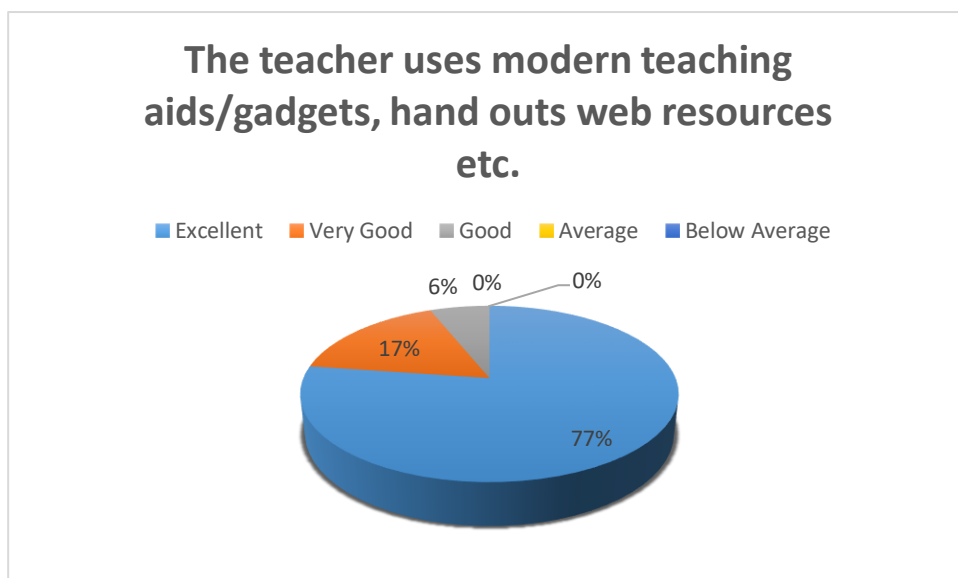
88% of students opined that they are satisfied with the knowledge content of the teachers. Only 1% of students are not satisfied with the knowledge content of teachers

5. The teacher encourages participation and discussion in class



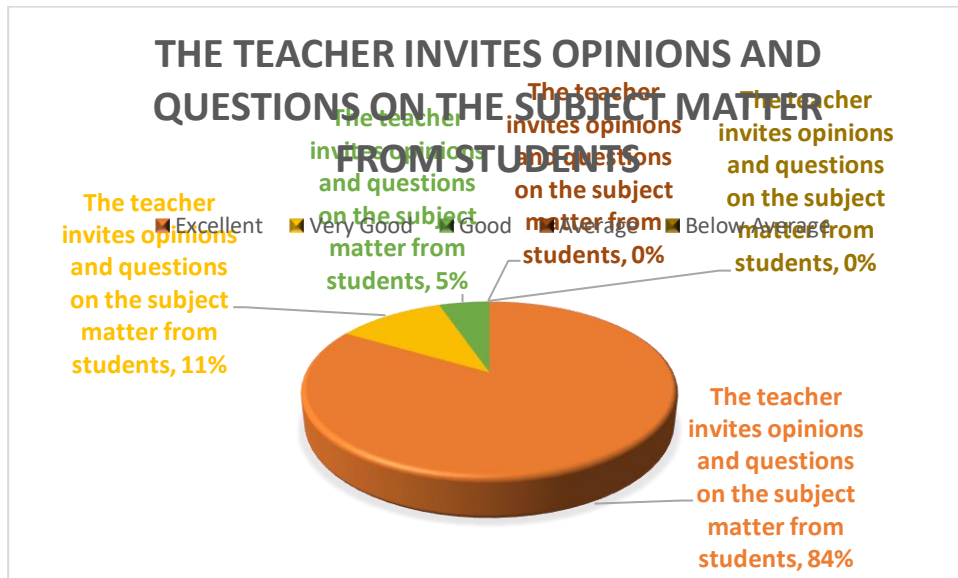
84% of the students opined that teachers encourage active discussion and participation in the classroom.

6. The teacher uses modern teaching aids/gadgets, hand outs web resources etc.



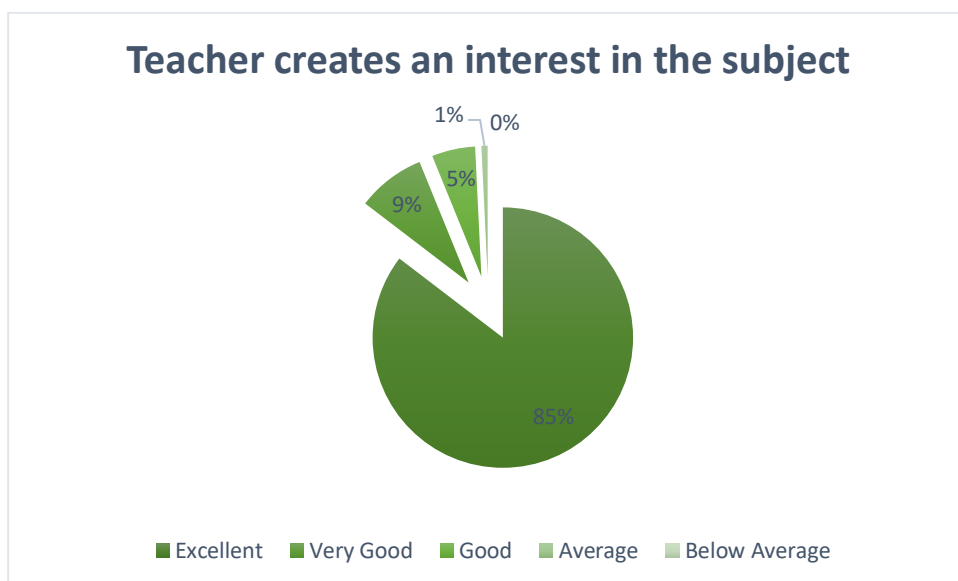
77% of the students opined that teachers use modern aids and gadgets while teaching

7. The teacher invites opinions and questions on the subject matter from students



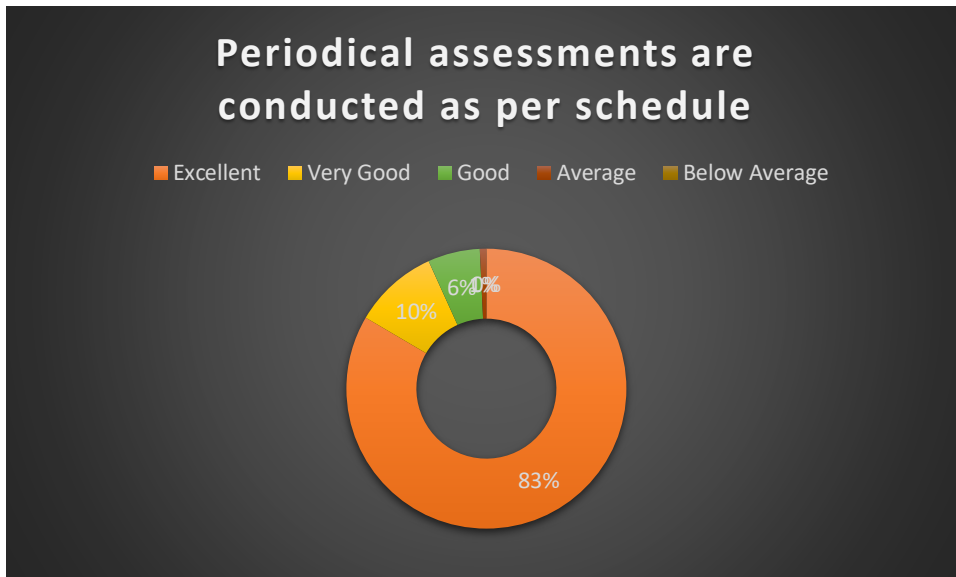
83% of the students are of the opinion that the teacher invites questions on subject matters from students

8. Teacher creates an interest in the subject



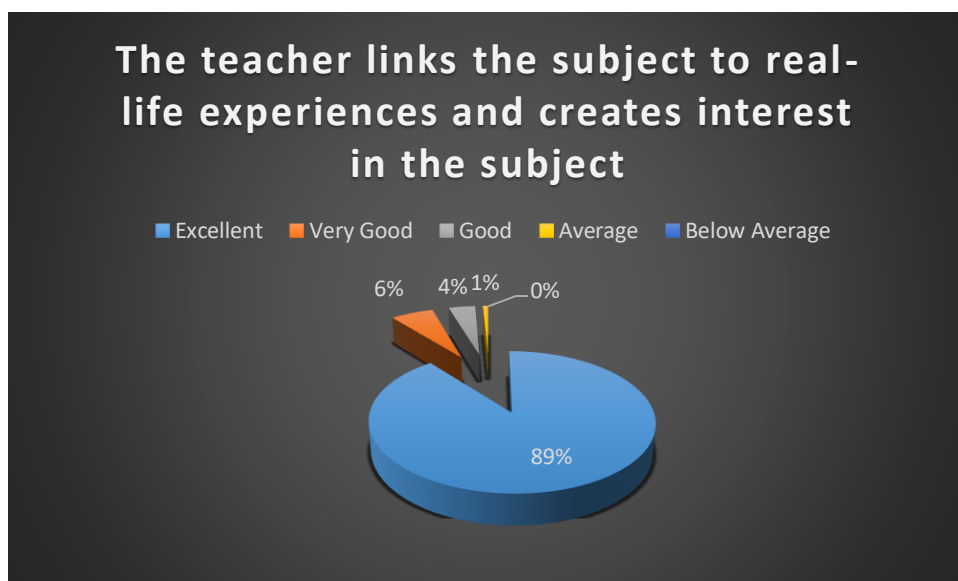
85% of the students are of the opinion that the teacher creates an interest in the subject.

9. Periodical assessments are conducted as per the schedule



83% of the students are of the opinion that periodical assessments are conducted as per the schedule.

10. The teacher links the subject to real-life experiences and creates interest in the subject



89% of the students opined that the teacher links the subject to real-life experience and creates interest in the subject.

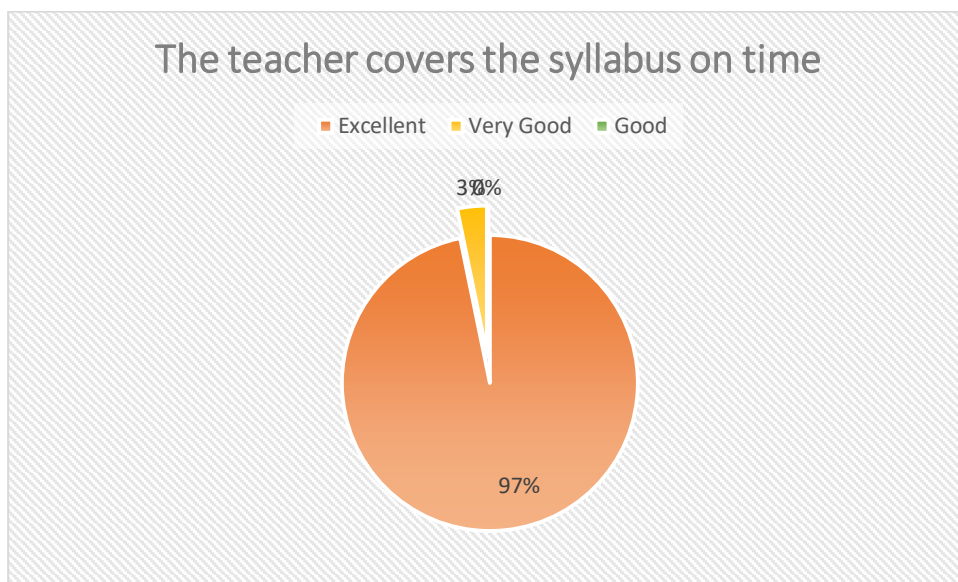
11. Communicates clearly and efficiently



86% of students opined that teachers communicate clearly and efficiently in the classroom.

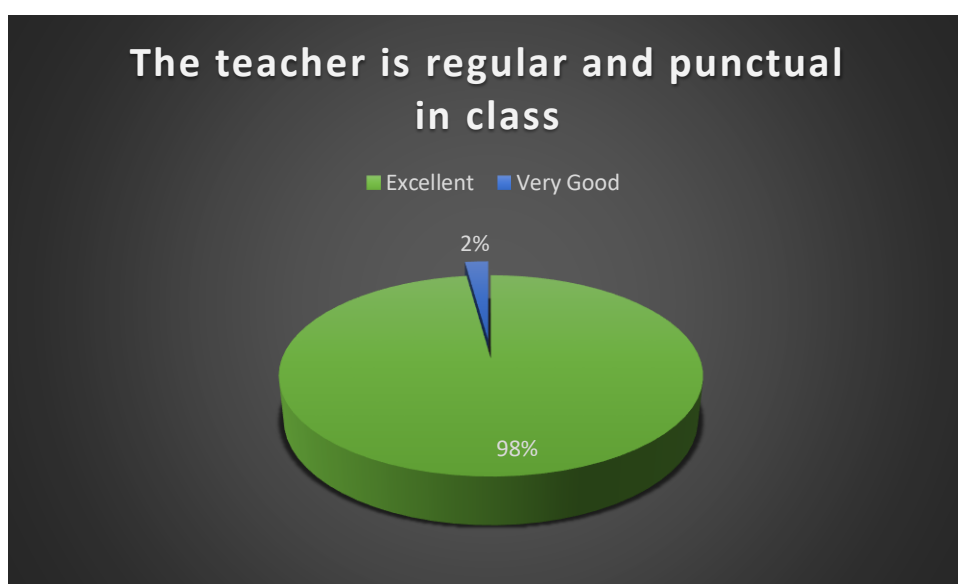
DEPARTMENT OF CHEMISTRY

1. The teacher covers the syllabus on time



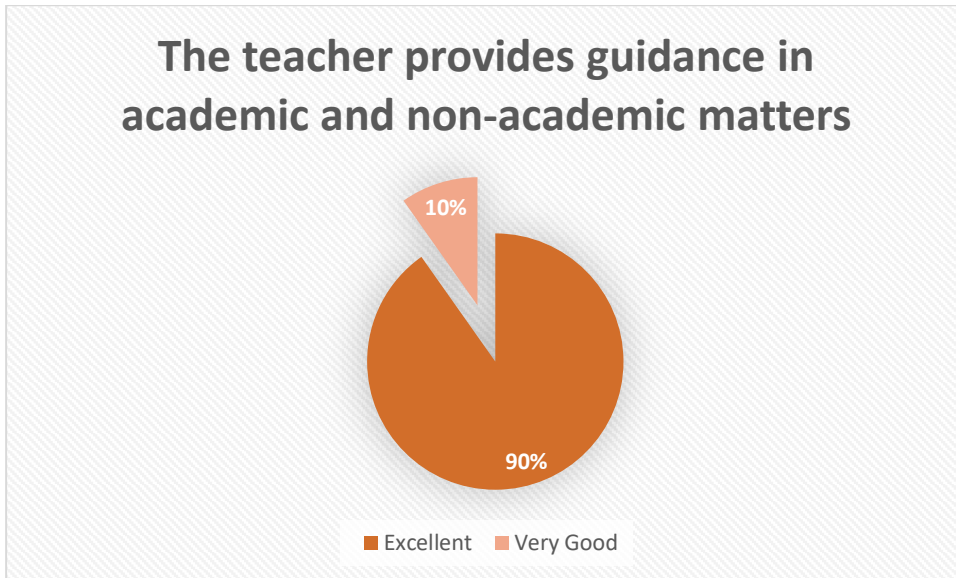
97% of the students opined that the teacher covers the syllabus on time.

2. The teacher is regular and punctual in class



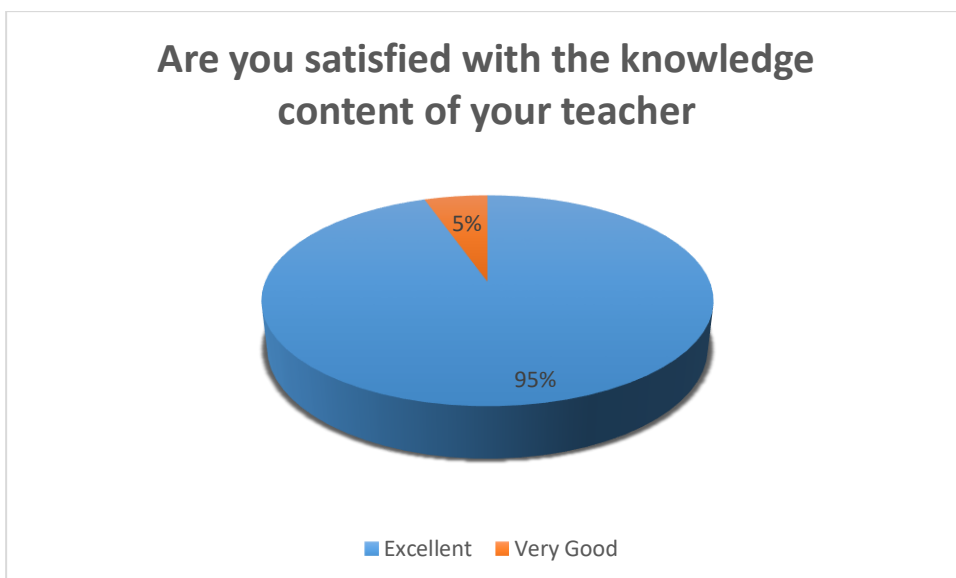
98% of the students opined that teachers are regular and punctual in classes

3. The teacher provides guidance in academic and non-academic matters



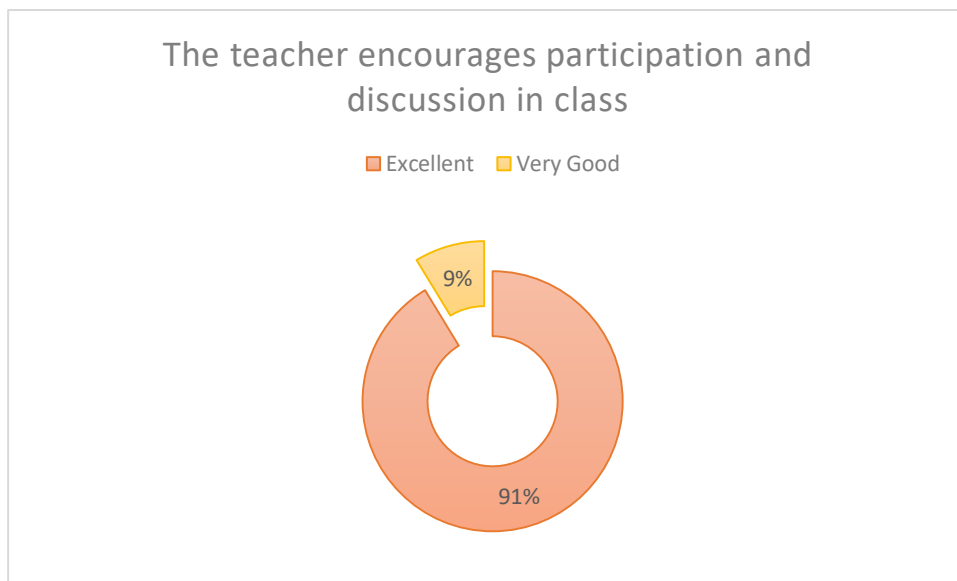
90% of the students opined that the teacher provides excellent guidance in academic and non-academic matters.

4. Are you satisfied with the knowledge content of your teacher?



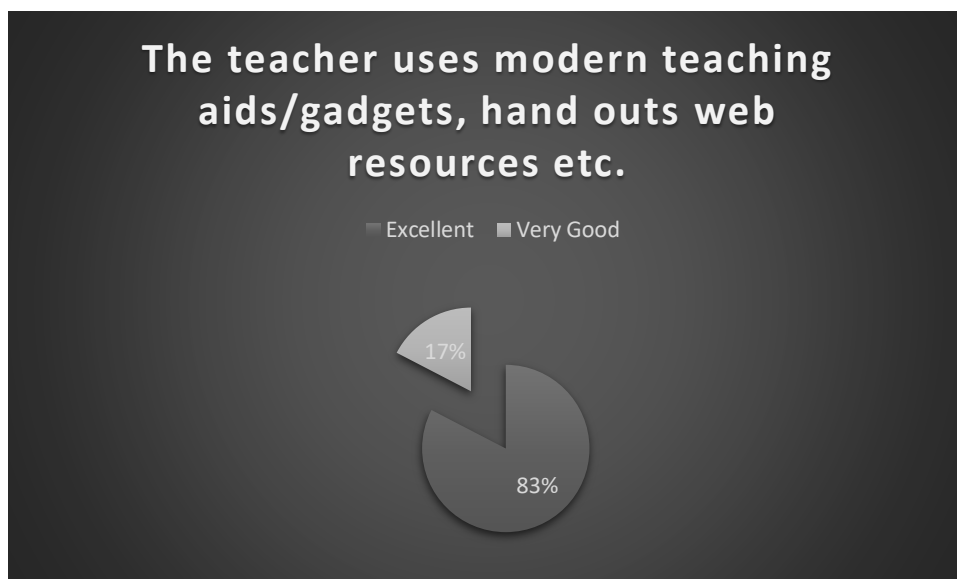
Students opine that their students have excellent knowledge of the subject.

5. The teacher encourages participation and discussion in class



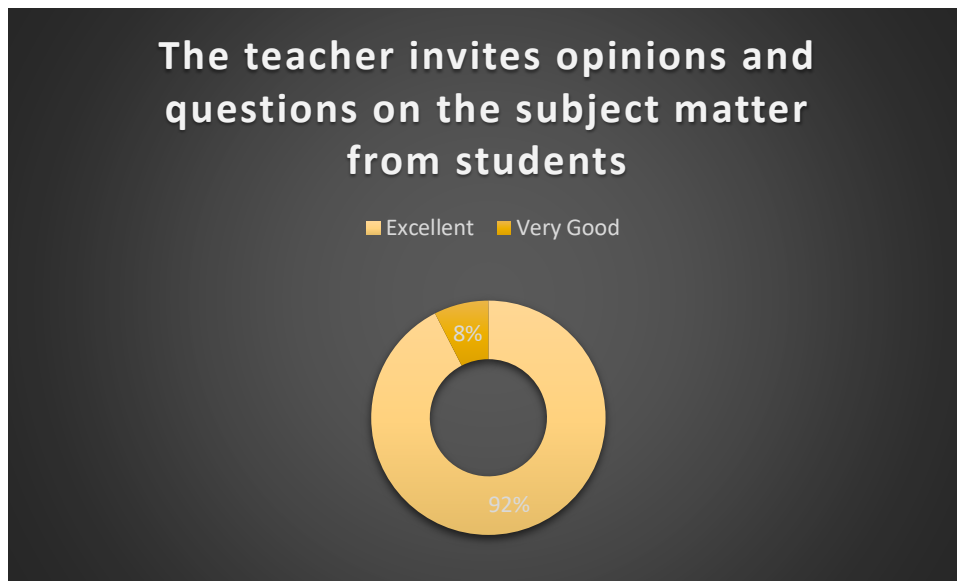
91% of the students opined that teachers encourage active discussion and participation in the classroom.

6. The teacher uses modern teaching aids/gadgets, hand outs web resources etc.



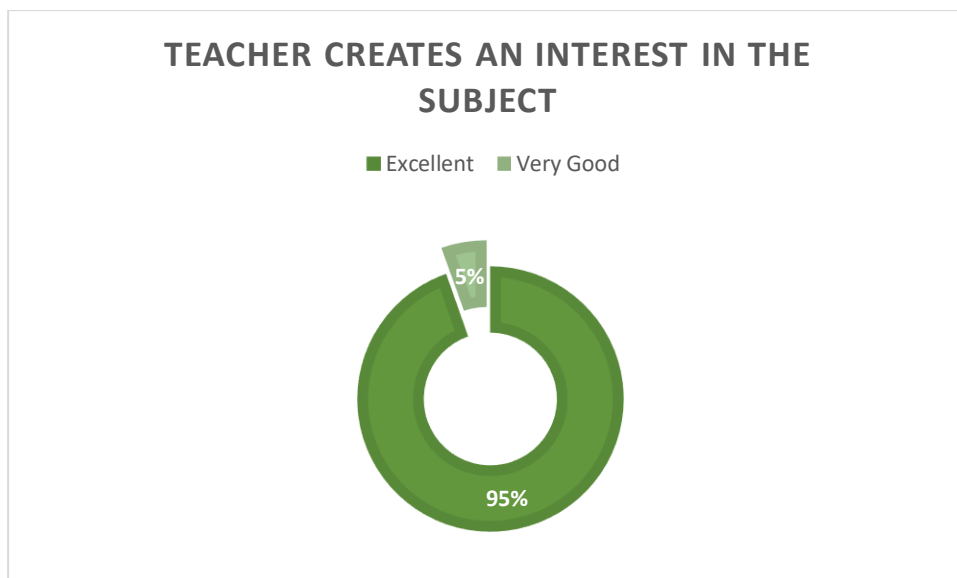
83% of the students opined that teachers use modern aids and gadgets while teaching.

7. The teacher invites opinions and questions on the subject matter from students



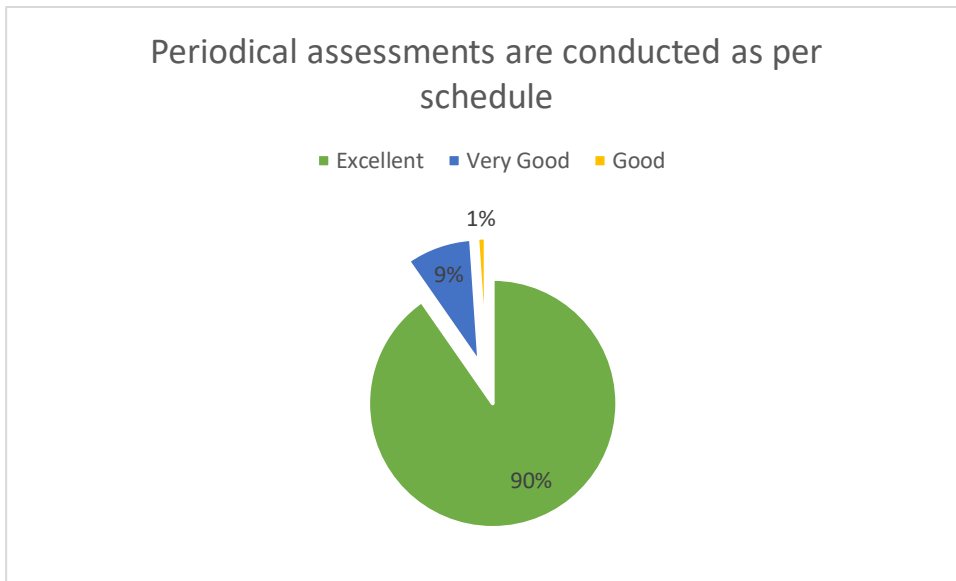
92% of the students are of the opinion that the teacher invites questions on subject matters from students.

8. Teacher creates an interest in the subject



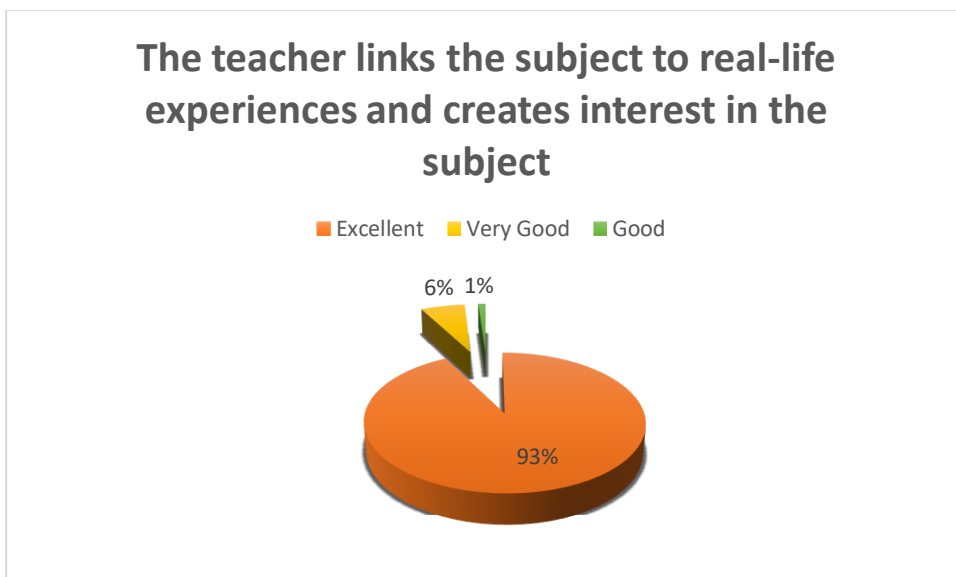
95% of the students are of the opinion that the teacher creates an interest in the subject.

9. Periodical assessments are conducted as per the schedule



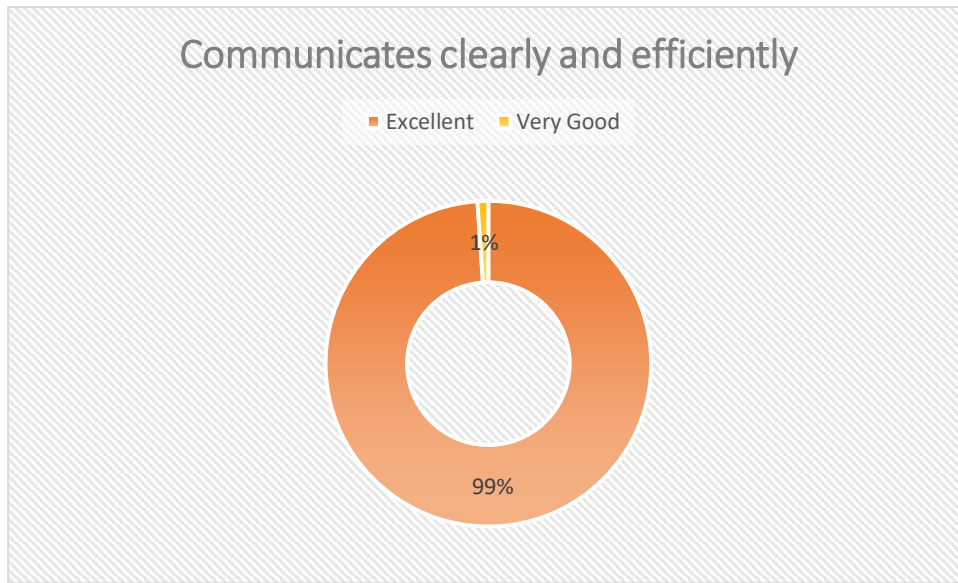
90% of the students are of the opinion that periodical assessments are conducted as per the schedule

10. The teacher links the subject to real-life experiences and creates interest in the subject



93% of the students opined that the teacher links the subject to real-life experience and creates interest in the subject

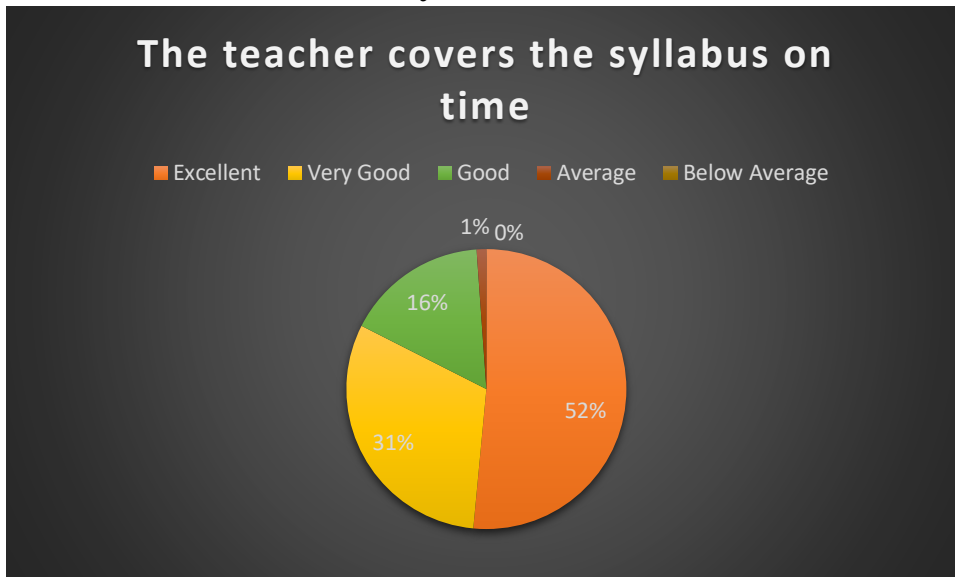
11. Communicates clearly and efficiently



99% of students opined that teachers communicate clearly and efficiently in the classroom.

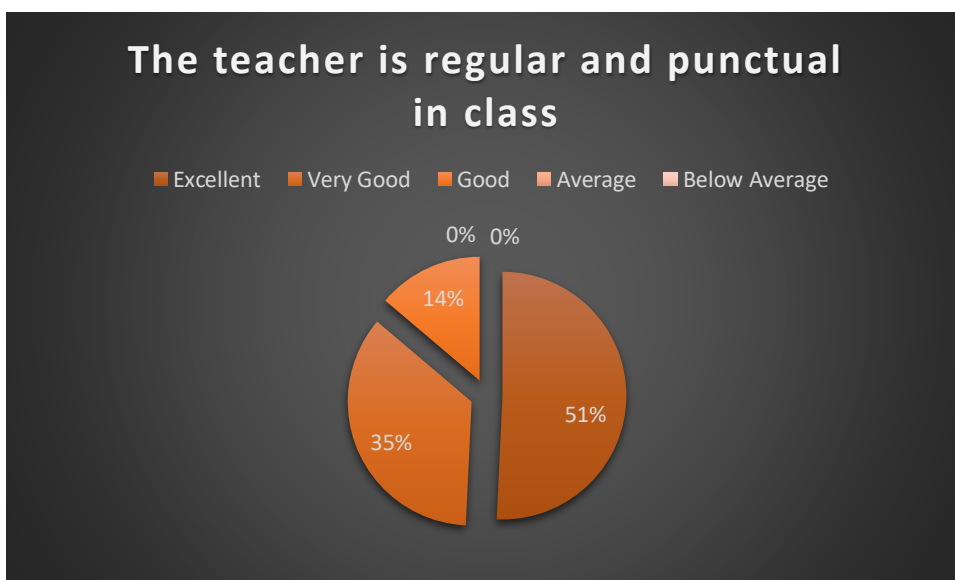
P.G. DEPARTMENT OF COMMERCE

1. The teacher covers the syllabus on time



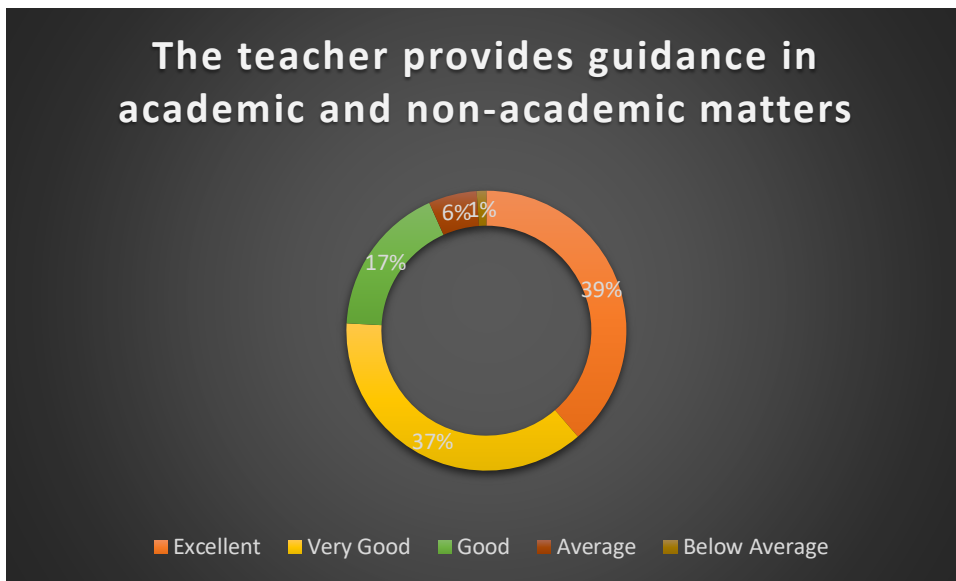
More than half of the students opined that the teacher covers the syllabus on time.

2. The teacher is regular and punctual in class



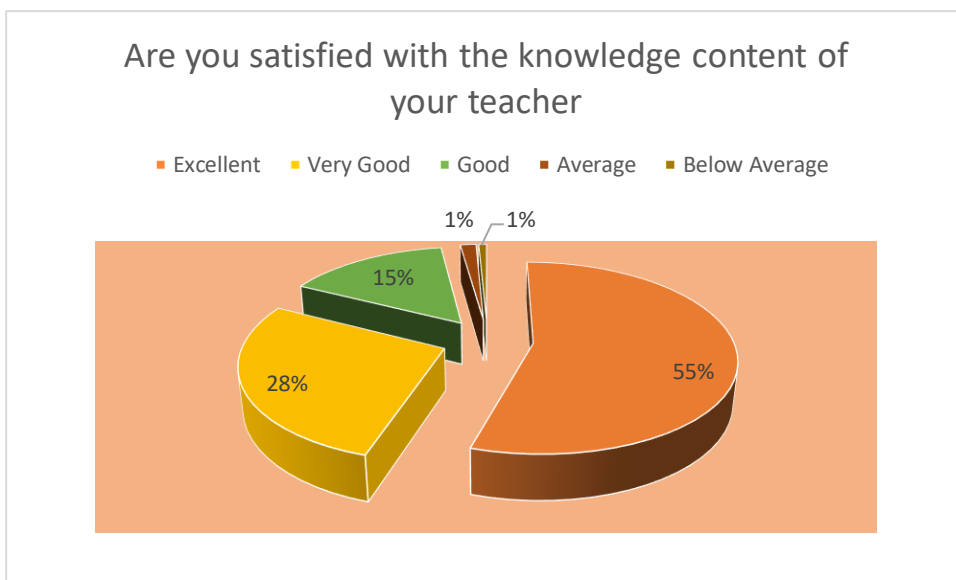
Around 75% of the students opined that teachers are regular and punctual in classes

3. The teacher provides guidance in academic and non-academic matters



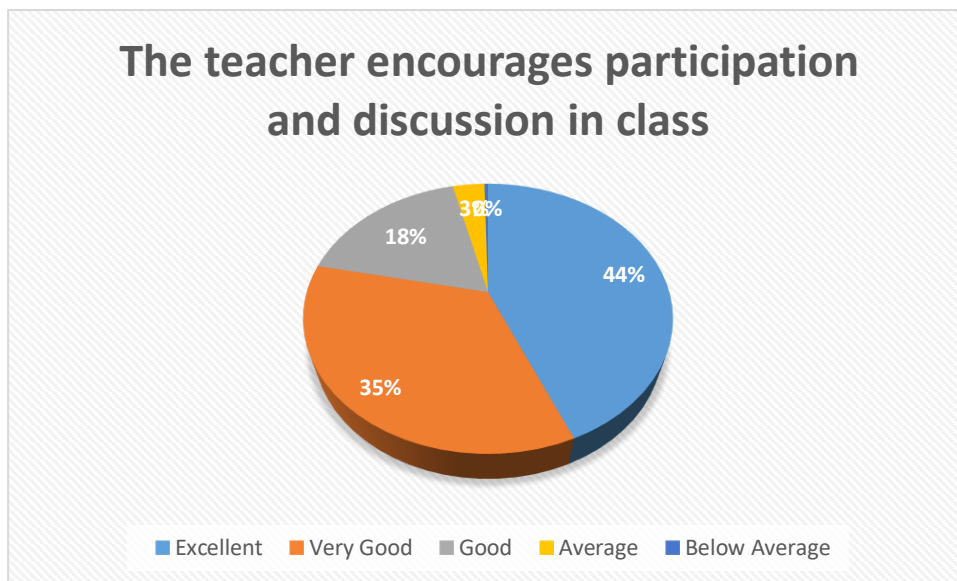
More than 50% of the students opined that the teacher provides guidance in academic and non-academic matters.

4. Are you satisfied with the knowledge content of your teacher?



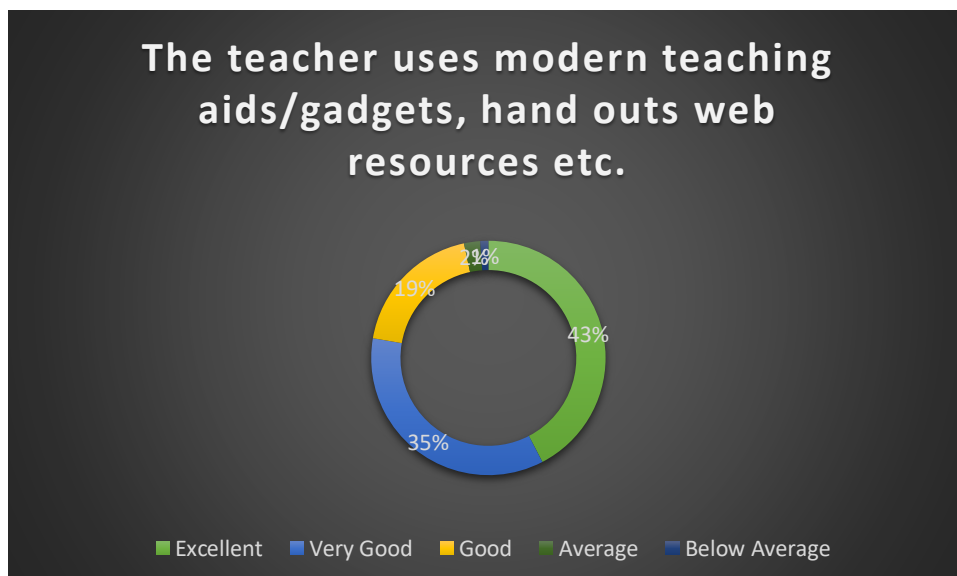
51% of students opined that they are satisfied with the knowledge content of the teachers. Only 2% of students are not satisfied with the knowledge content of teachers.

5. The teacher encourages participation and discussion in class



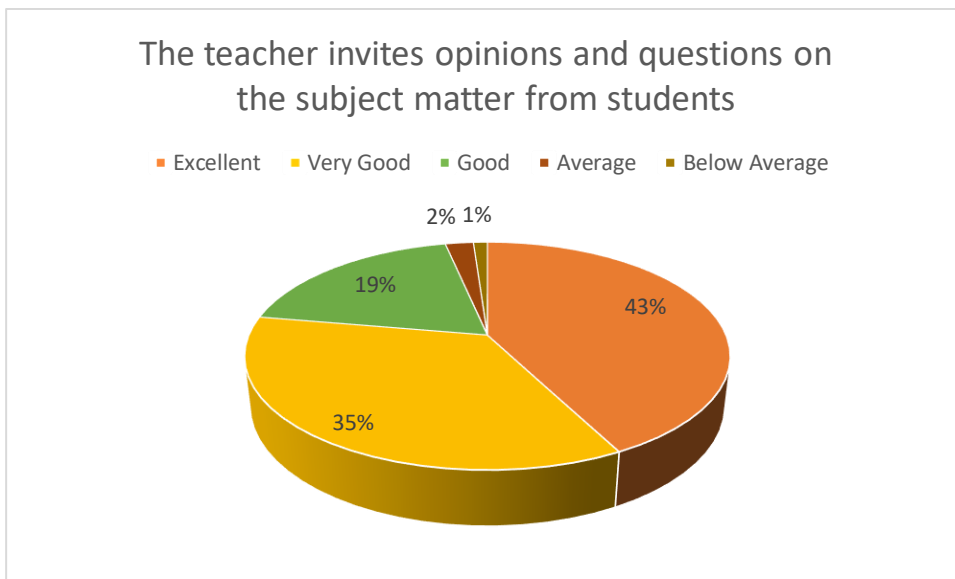
The majority of the students opined that teachers encourage active discussion and participation in the classroom.

6. The teacher uses modern teaching aids/gadgets, handouts web resources, etc.



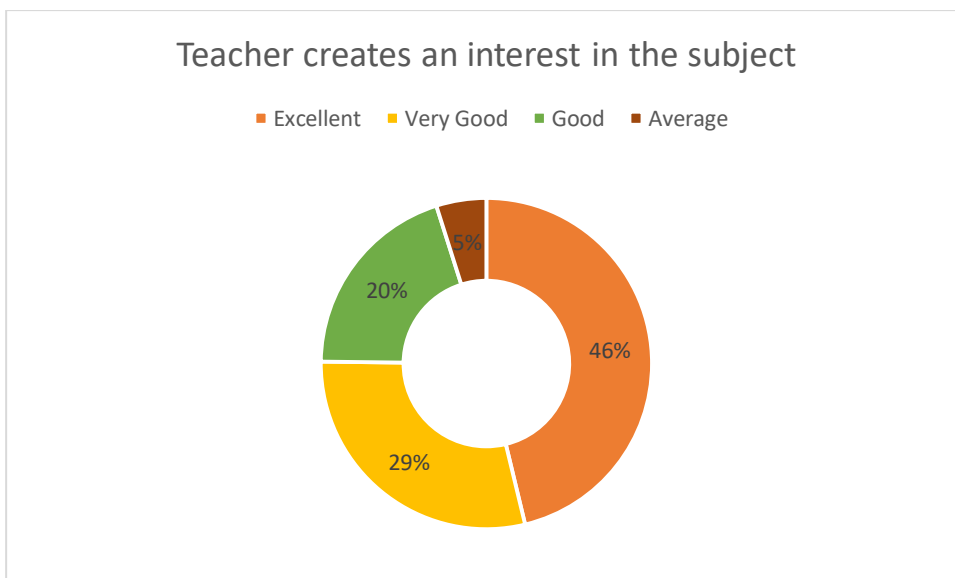
The majority of the students opined that teachers use modern aids and gadgets while teaching

7. The teacher invites opinions and questions on the subject matter from students



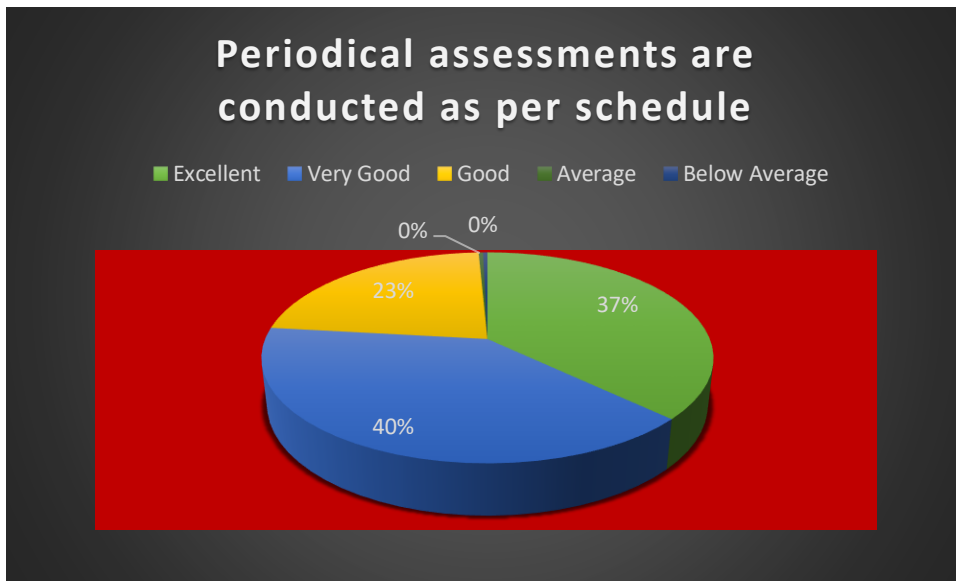
More than half of the students are of the opinion that the teacher invites questions on subject matters from students.

8. Teacher creates an interest in the subject



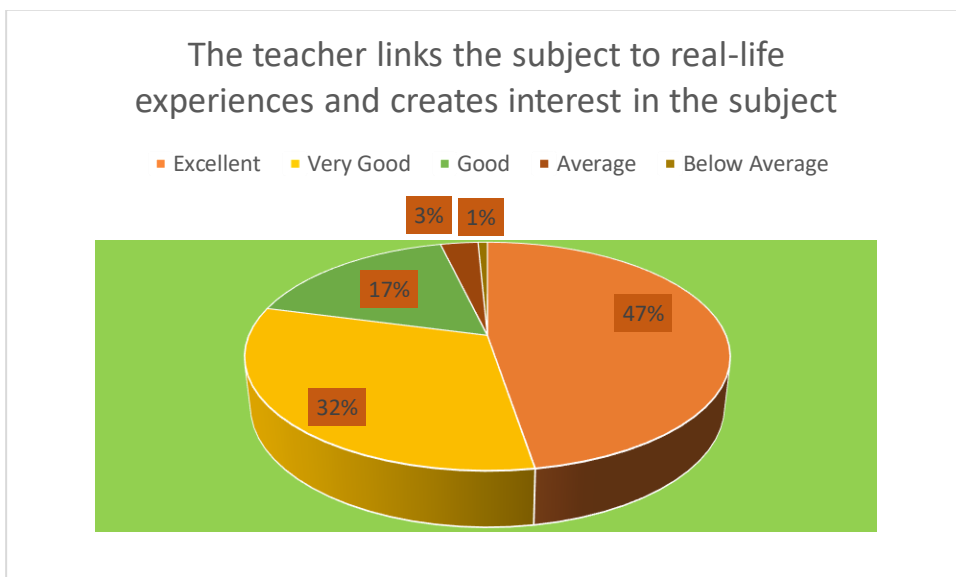
More than half of the students are of the opinion that the teacher invites questions on subject matters from students.

9. Periodical assessments are conducted as per the schedule



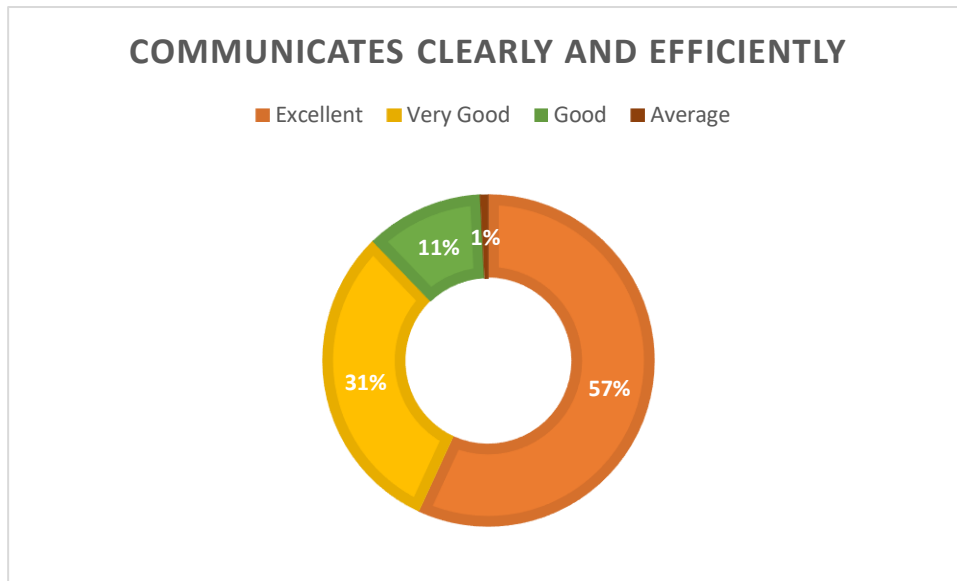
77% of the students are of the opinion that periodical assessments are conducted as per the schedule.

10. The teacher links the subject to real-life experiences and creates interest in the subject



47% of the students opined that the teacher is excellent in linking the subject to real-life experience and creates interest in the subject.

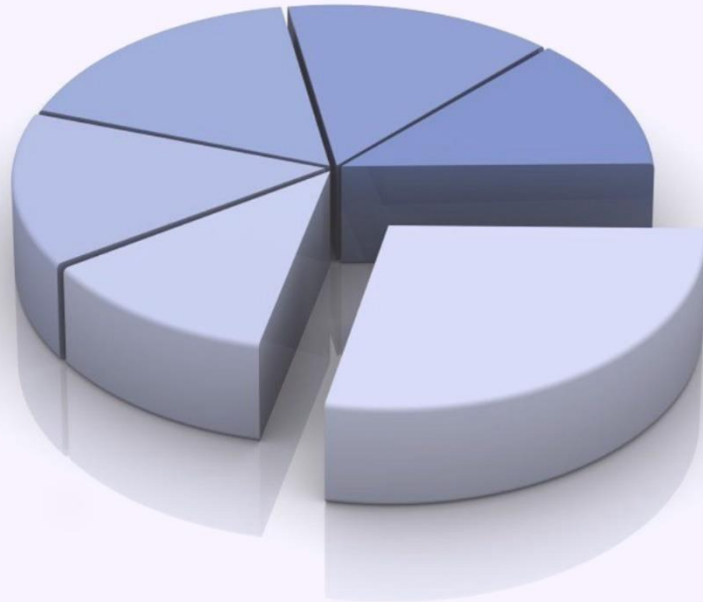
11. Communicates clearly and efficiently



57% of students opined that teachers communicate clearly and efficiently in the classroom. 1% of students have negative opinion.



ST. XAVIER'S COLLEGE VAIKOM
Re-accredited with B+ Grade by NAAC



**FEEDBACK ON CURRICULUM
ALUMNI 2021-2022**

CONTENTS

	TITLE
1	INTRODUCTION
2	FEEDBACK COMMITTEE
3	FEEDBACK METHODOLOGY
4	FEEDBACK PROCESS
5	FEEDBACK ANALYSIS OF ALUMNI

INTRODUCTION

In the process of curriculum delivery, feedback plays an important role. The IQAC is responsible in constituting a feedback committee to conduct a fair and systematic analysis of the responses received from different bodies in evaluating the academic as well as non- academic activities conducted in the institution.

FEEDBACK COMMITTEE (2021-2022)

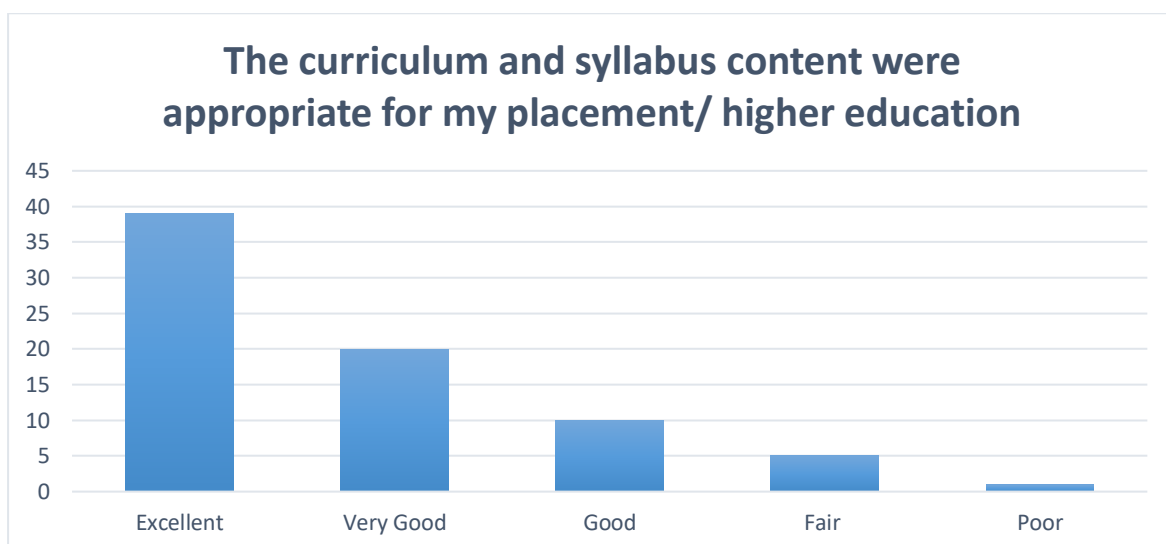
The committee consisted of teachers from different programmes appointed by the Principal in consultation with the IQAC. They would be responsible for distributing, collecting, filing, analyzing and directing the actions taken based on the feedback. It acts as an advisory body to the council, allowing them to prompt changes based on the responses.

FEEDBACK METHODOLOGY

The feedback is compiled from the alumni through a well prepared set of questions during college level as well as department level alumni meetings and through Google forms. The collected feedbacks are analyzed and the summary is forwarded to IQAC for further action. Once the IQAC is convinced of the suggestions, it is forwarded to the council for implementation.

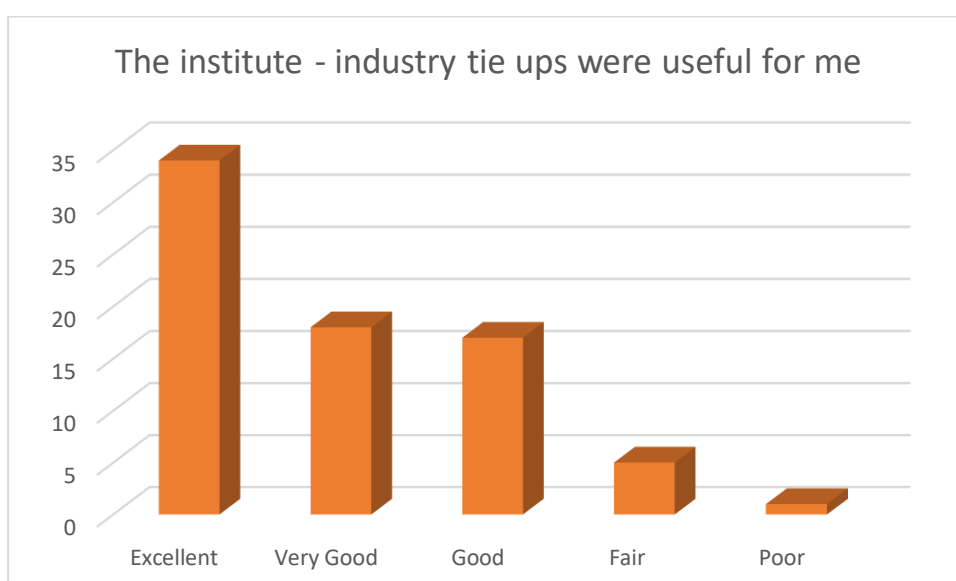
Alumni Feedback Analysis

1. The curriculum and syllabus content was appropriate for my placement/ higher education



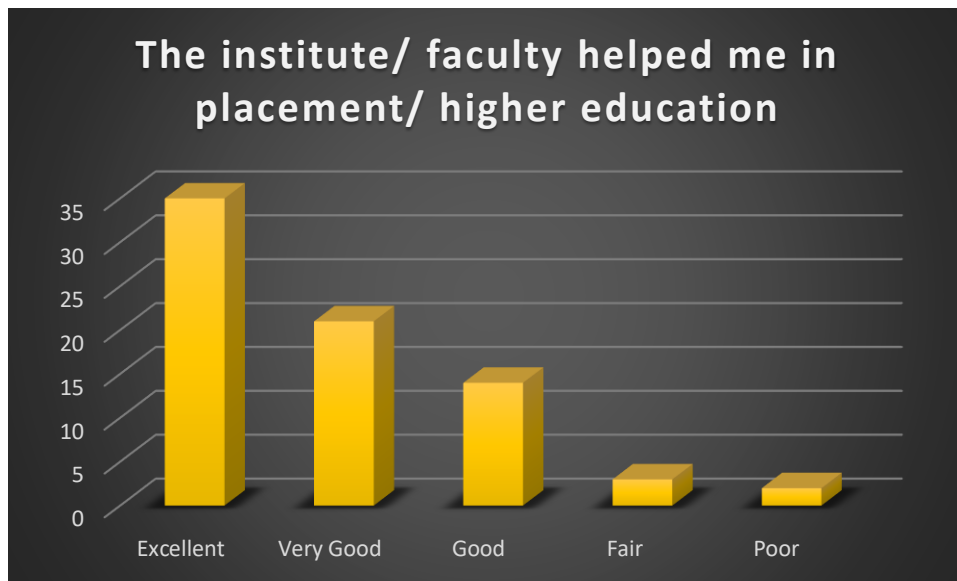
The majority of students opined that the curriculum and syllabus content are need-based for their placement and higher education. Less than 5% of the students opined that the syllabus is not appropriate for their placement and higher education.

2. The institute - industry tie-ups were useful for me



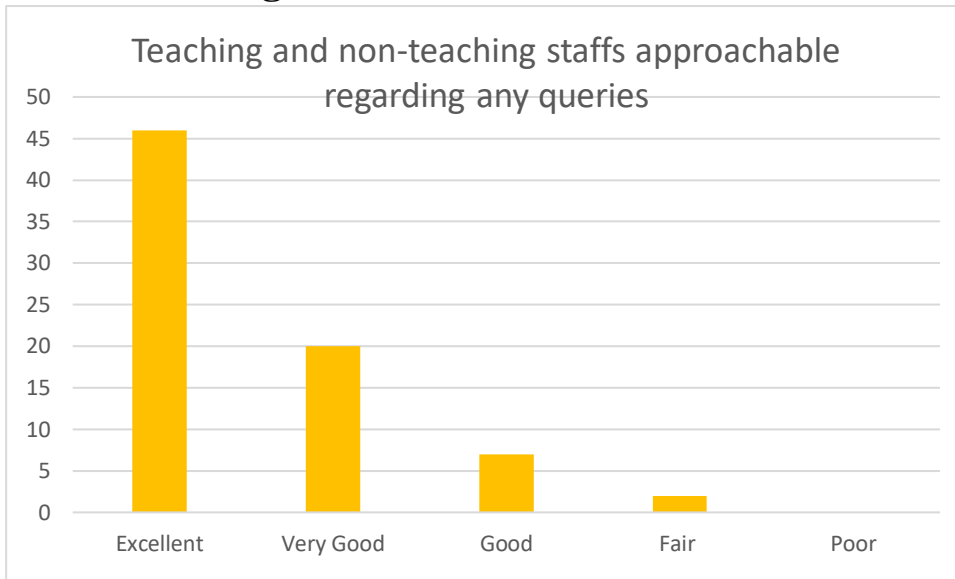
More than half of the students opined that the institute industry tie-up is useful to their professional life. Only 6% of students have a negative opinion.

3. The institute/ faculty helped me in placement/ higher education



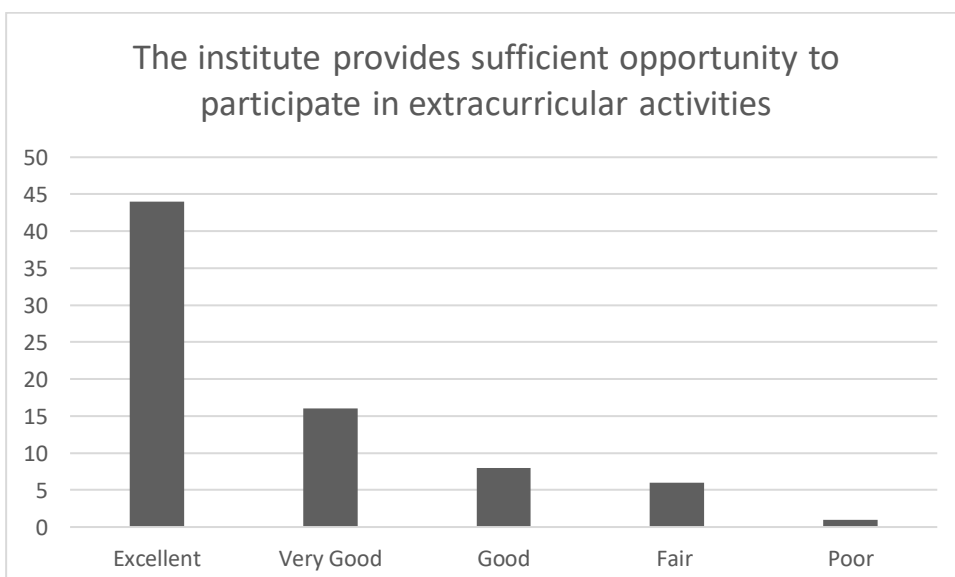
More than half of the students have an opinion that institute faculty are supportive of their placement and higher education.

4. The learning ambiance at the institute is good



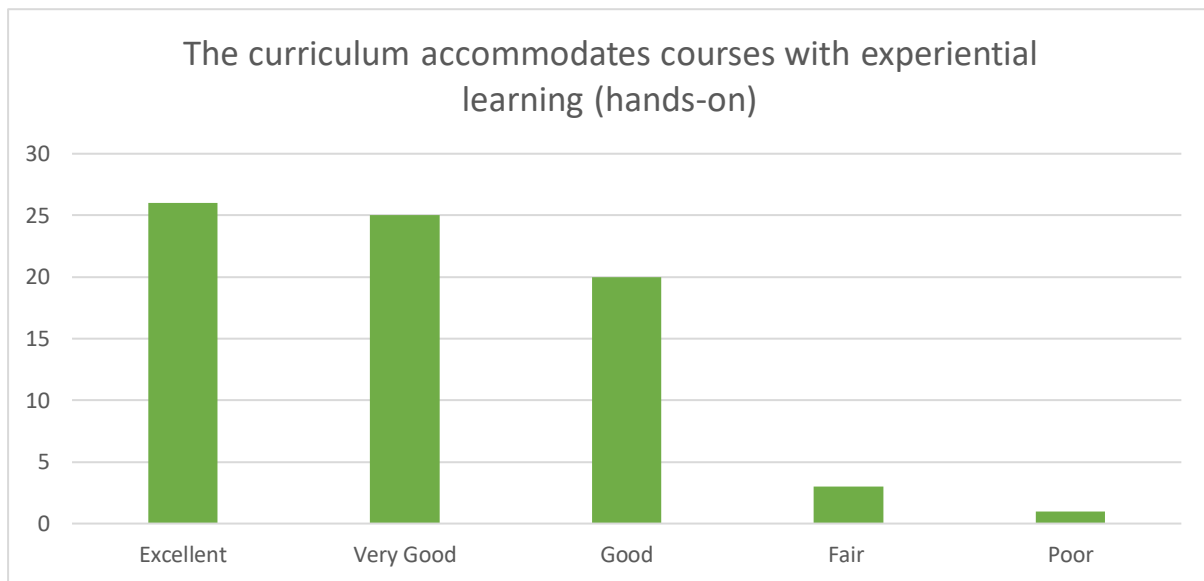
Around 50% of the students are of the opinion that the learning ambiance at the institute is excellent. All the students who participated in the survey opined the learning ambiance provided by the institute as a better one.

5. The institute provides sufficient opportunities to participate in extracurricular activities



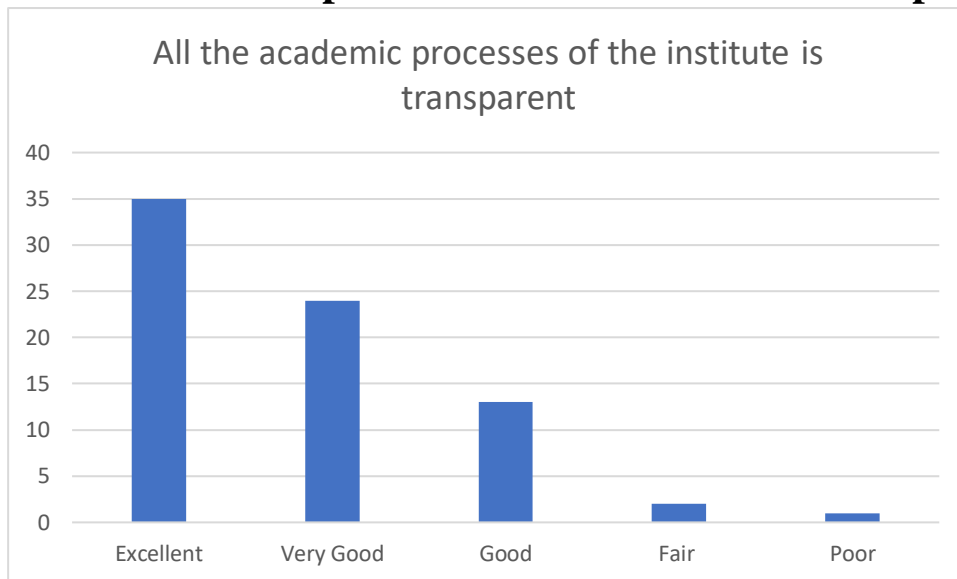
The majority of the students opined that the institute provides sufficient opportunities to participate in extracurricular activities. However, some of the students have some negative opinions.

6. The curriculum accommodates courses with experiential learning (hands-on)



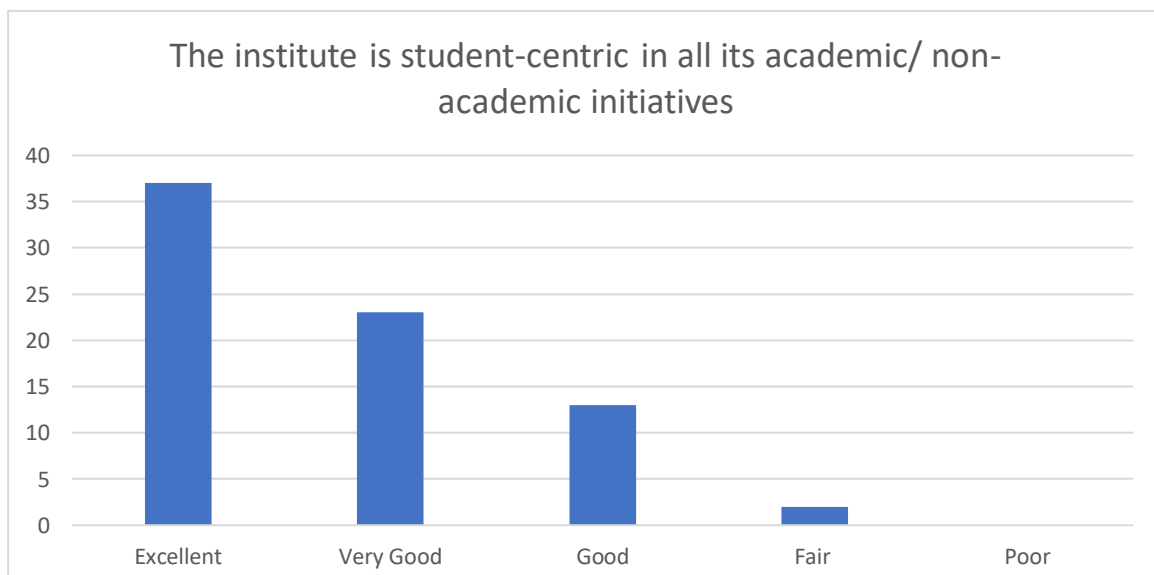
Around 50% of the students opined that the curriculum offers a very good opportunity for experiential learning. 20% of the students opined that the curriculum offers a good opportunity for experiential learning.

7. All the academic processes of the institute is transparent



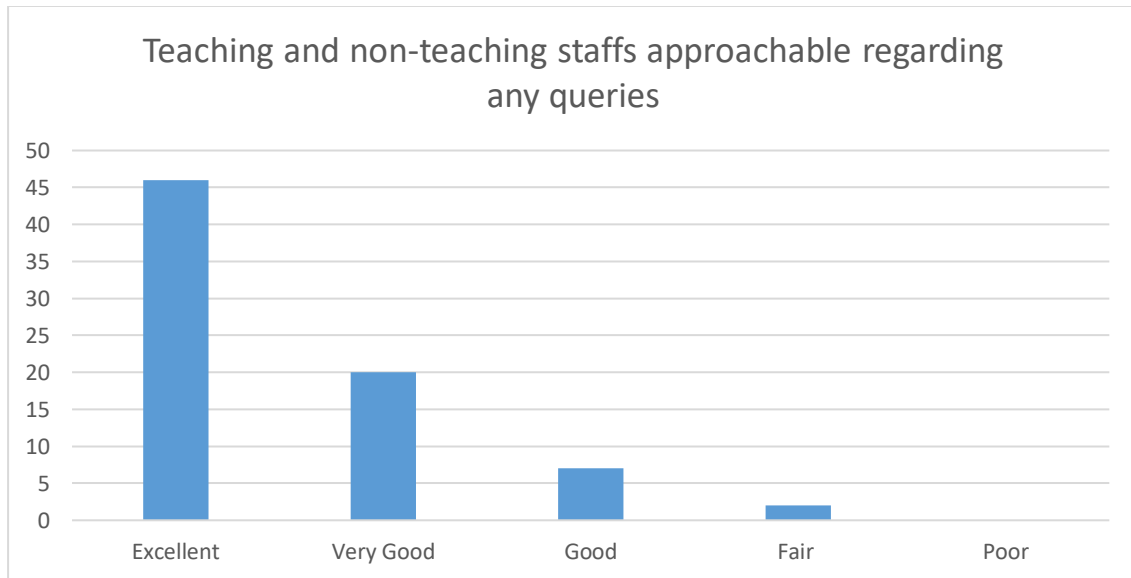
35% of students opined that the academic process of the institute is transparent. Around 25% of students opined that there is very good transparency in the academic process. Less than 5% of the alumni have negative opinions about the transparency of the academic process.

8. The institute is student-centric in all its academic/ non-academic initiatives.

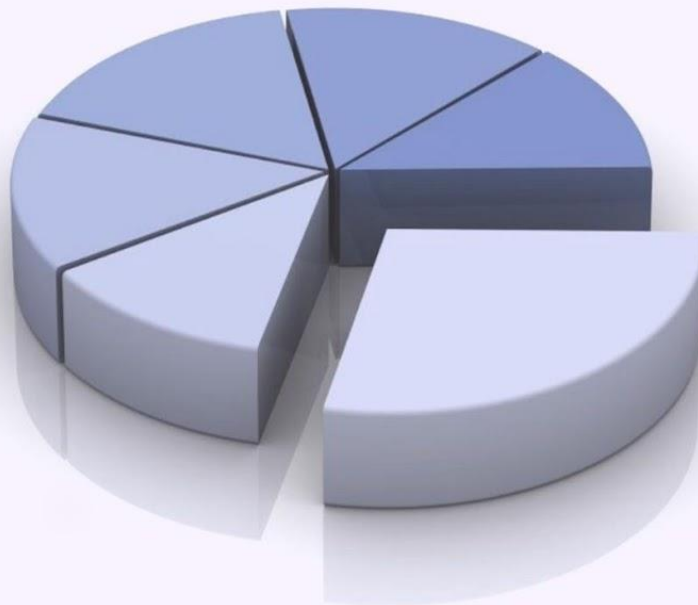



The majority of the alumni members are of the opinion that the institute is student-centric in all its academic and nonacademic activities.

9. Teaching and non-teaching staff approachable regarding any queries



Most of the students are of the opinion that the teaching and non-teaching staffs are approachable regarding the queries of the students.



**FEEDBACK ON CURRICULUM
EMPLOYERS 2021-2022**

CONTENTS

	TITLE
1	INTRODUCTION
2	FEEDBACK COMMITTEE
3	FEEDBACK METHODOLOGY
4	FEEDBACK PROCESS
5	FEEDBACK ANALYSIS OF EMPLOYERS

INTRODUCTION

The feedback by employers stands out when we assess the curriculum as it provides a true and existing need which is so relevant and demanding. The IQAC of the college is responsible for constituting an employer feedback committee.

FEEDBACK COMMITTEE

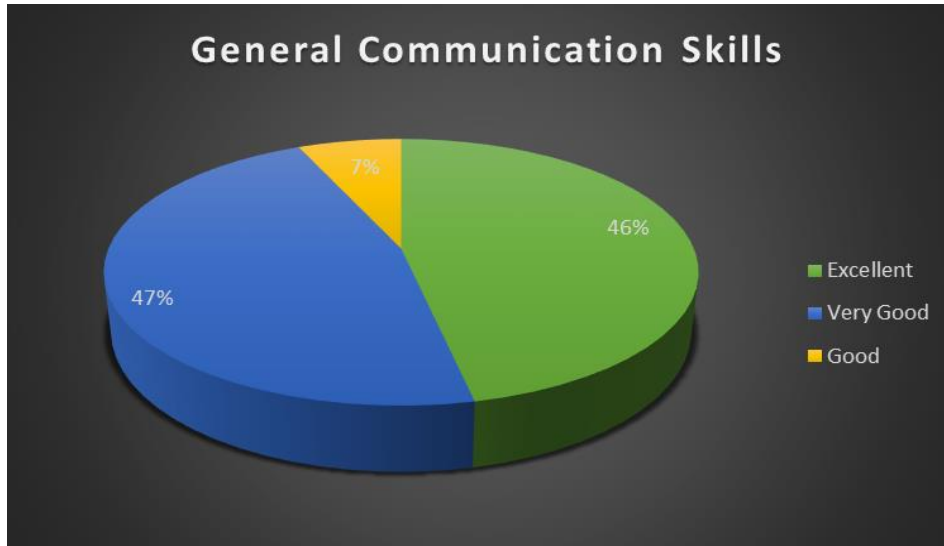
Teachers of different departments constitute the feedback committee. They are responsible for distributing, compiling, filing, analysing and directing the actions based on the feedback. This committee acts as an advisory body to the IQAC and the council allowing them to make necessary changes based on the feedback.

FEEDBACK METHODOLOGY

The feedback is collected from the employers through filled in Google forms and structured questionnaire prepared by respective departments. After collecting the feedback, it is put to further analysis and submitted to the IQAC for further clarifications. Once the IQAC is convinced of the suggestions, it is forwarded for implementation.

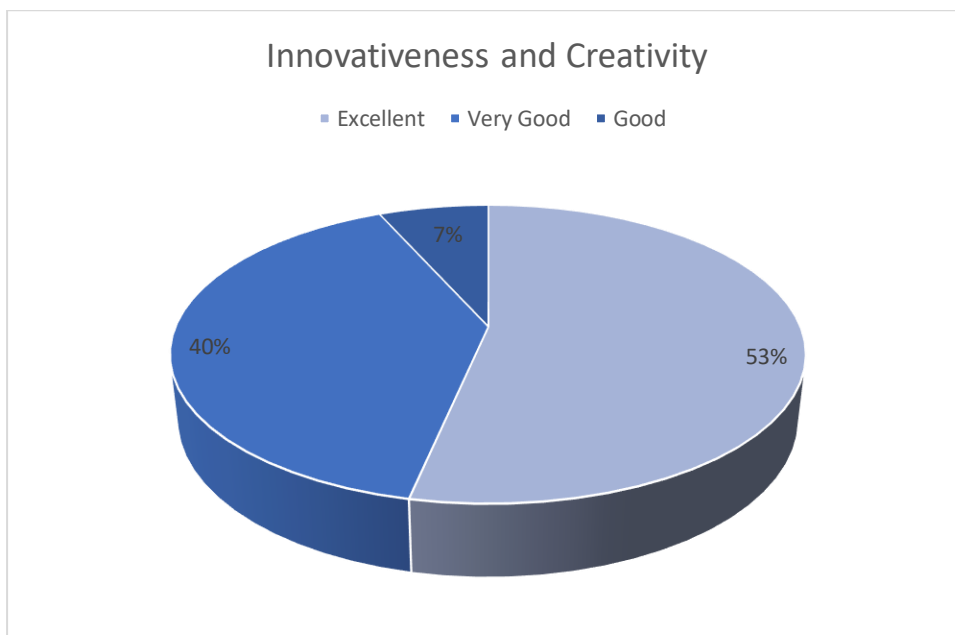
Employer Feedback Analysis

1. General Communication Skills



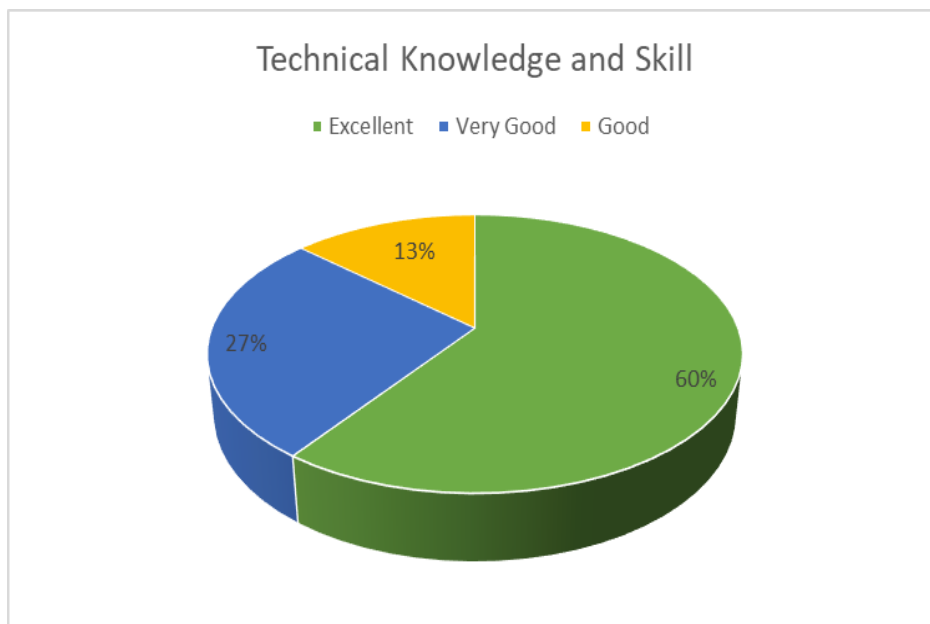
Overall our students have good communication skill. 46% of the employers commented that the students have excellent communication skill where as 47% of the employers opined that they possess good communication skills.

2. Innovativeness and creativity



53% of the employers opined that the students have excellent innovative and creative ability. 40% opined that they are very good in transforming their work environment into a creative one.

3. Technical Knowledge and Skill



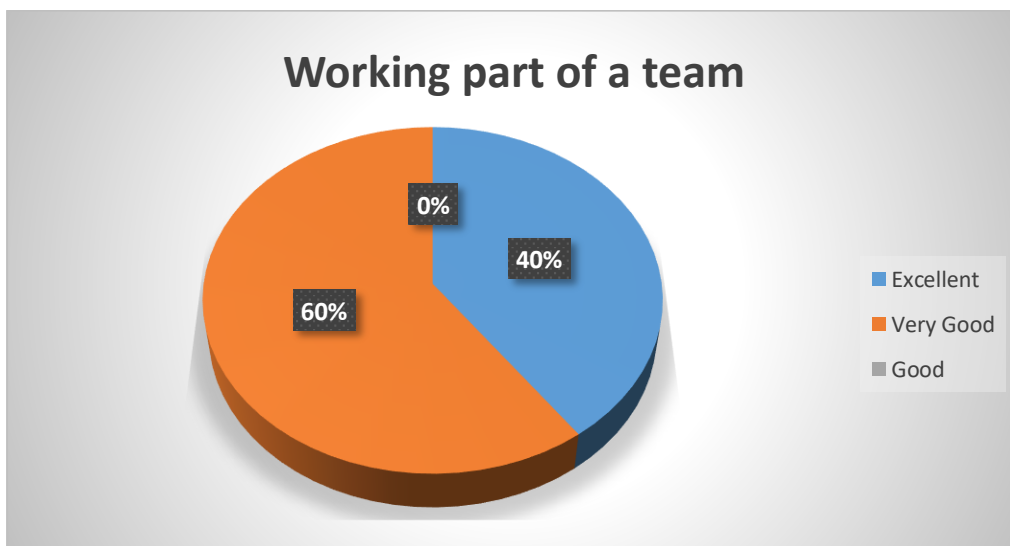
Our students have excellent technical knowledge and skill. Only 13% of the employers opined that they have good technical knowledge and skill.

4. Self-Motivated and Responsible



Majority of the employees opined that our students are responsible and self-motivated towards their work.

5. Working part of a team



Majority of the employees opined that our students are excellent to work as part of a team.

6. Obligation to work beyond schedule



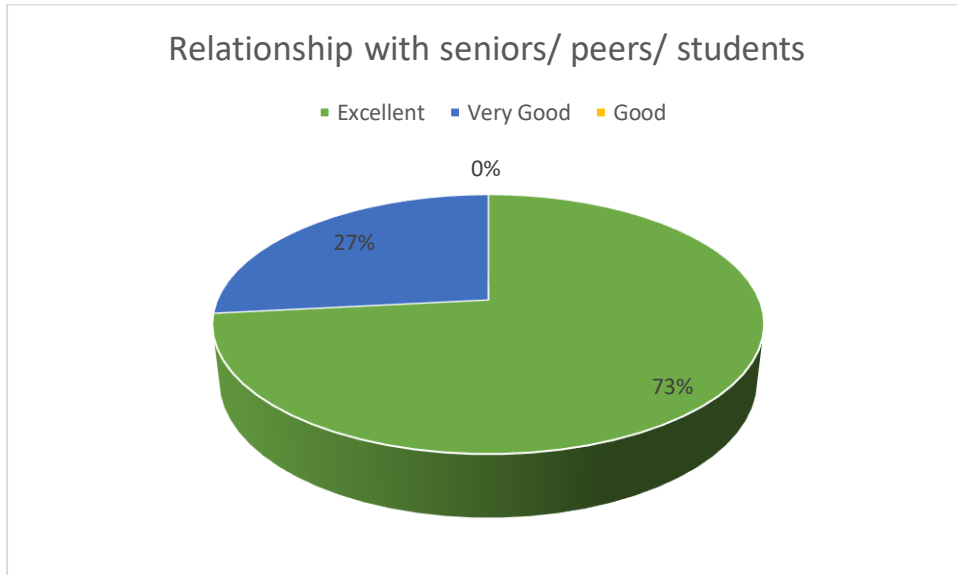
More than half of the employees opined our students work beyond schedule to fulfil their task.

7. Involvement in social activities



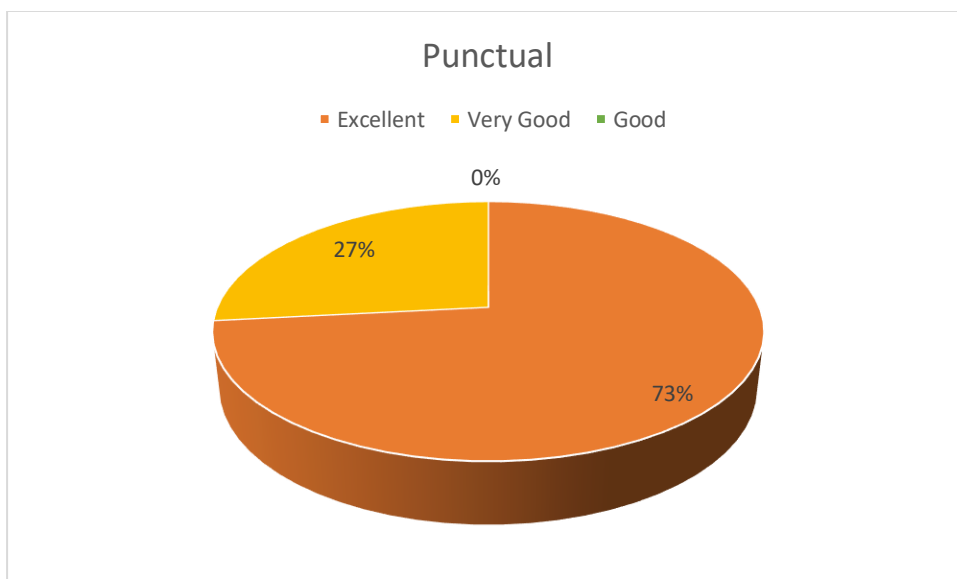
60% of our students are excellent in involving in social activities where as 33% of our students are very good in involving in social activities.

8. Relationship with Seniors/ peers/ students




Based on the employer's opinion, 73% of our students maintain an excellent relationship with seniors, peers and students.

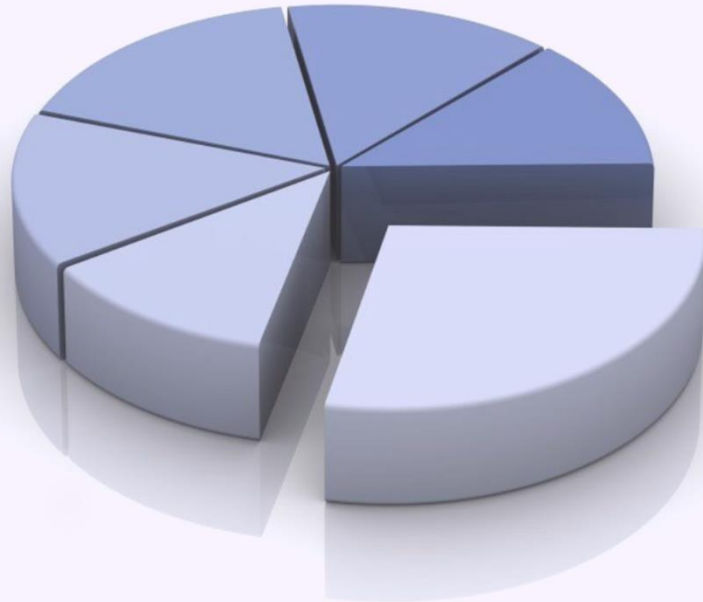
9. Punctual



Employers opined that all of our students are punctual at work.



ST. XAVIER'S COLLEGE VAIKOM
Re-accredited with B+ Grade by NAAC



**FEEDBACK ON CURRICULUM
TEACHERS 2021-2022**

CONTENTS

	TITLE
1	INTRODUCTION
2	FEEDBACK COMMITTEE
3	FEEDBACK METHODOLOGY
4	FEEDBACK PROCESS
5	FEEDBACK ANALYSIS OF TEACHERS

INTRODUCTION

Feedback collection and analysis play a vital role in effective curriculum discharge. The feedback committee and the IQAC are entrusted with the responsibility of collecting the valuable suggestions and recommendations from teachers, alumni, employers and students. Teachers' feedback on the existing curriculum exposes the strengths and flaws of the curriculum as they are the tangible source and proponents of curriculum.

FEEDBACK COMMITTEE

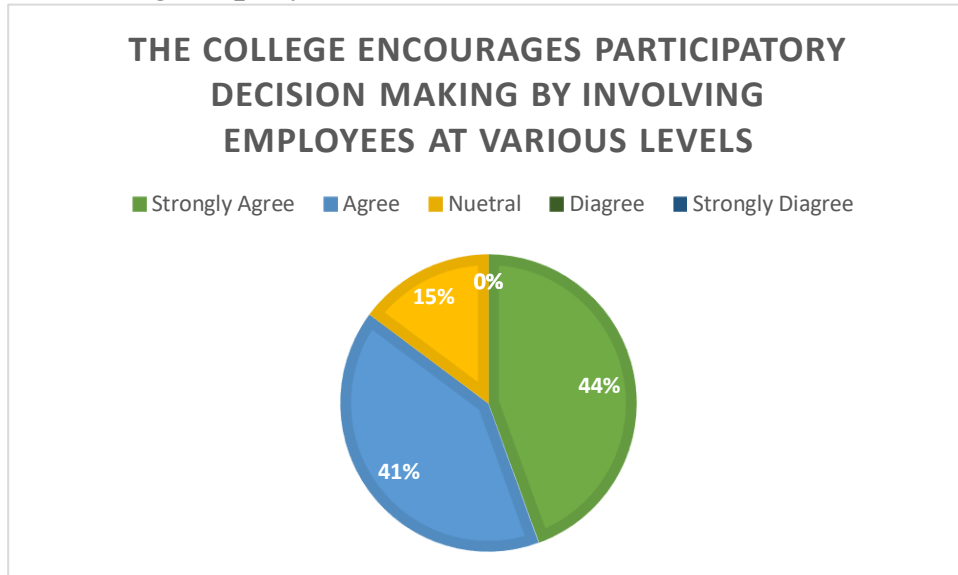
Teachers representing various departments constitute the feedback committee. This committee has the sole right to distribute, analyze and file the responses they received through feedbacks. They forward these suggestions to the IQAC and the council for further action.

FEEDBACK METHODOLOGY

Feedback from teachers is recorded through Google forms and through staff/council and academic meetings. Their suggestions and recommendations are discussed and analyzed by the IQAC and other apex committees before forwarding it to the Universities concerned.

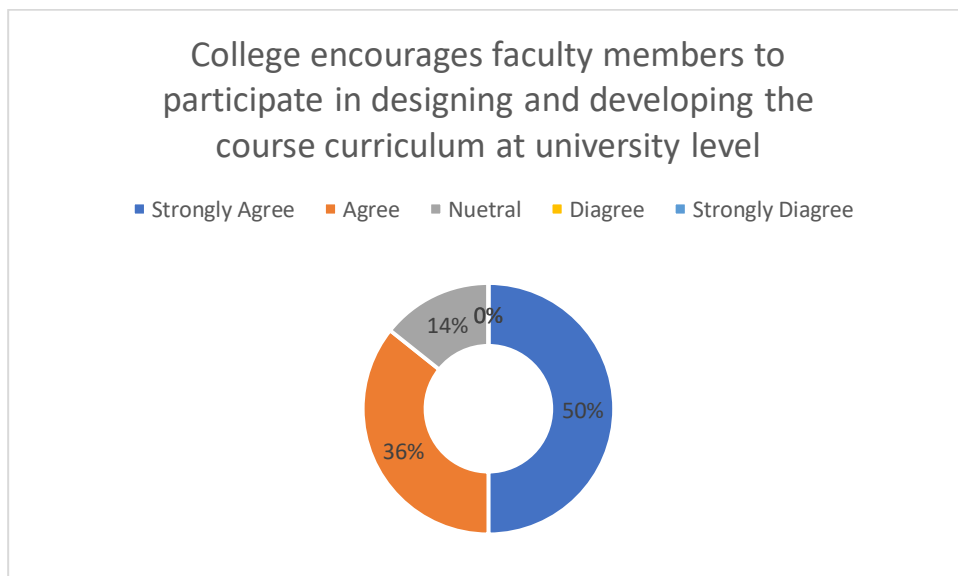
Teachers' Feedback Analysis

1. The college encourages participatory decision making by involving employees at various levels



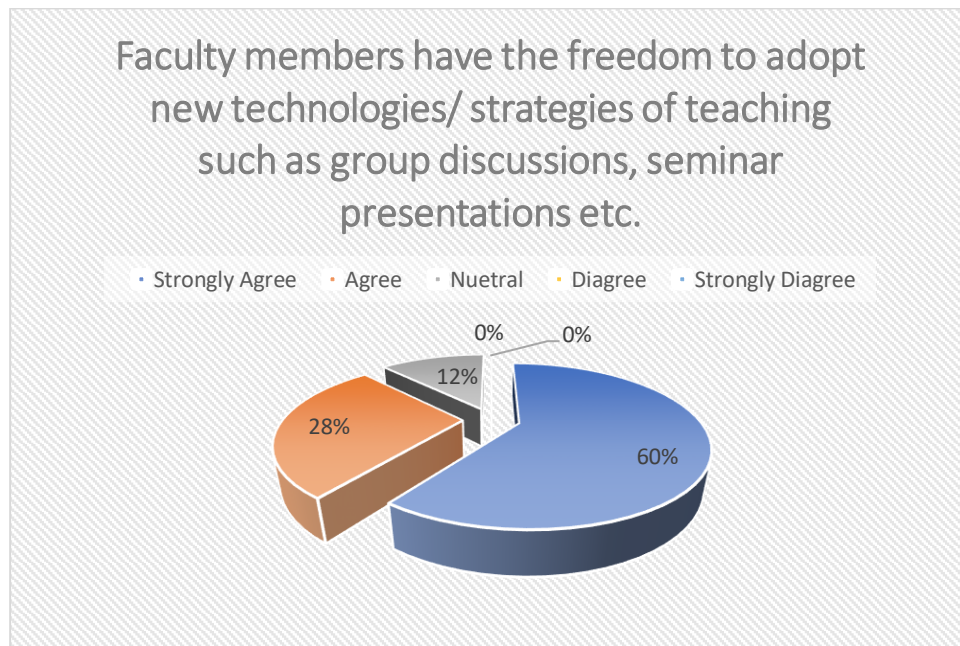
44% of the teachers opined that college encourages participatory decision making, whereas 15% of teachers are neutral towards the statement.

2. College encourages faculty members to participate in designing and developing the course curriculum at university level



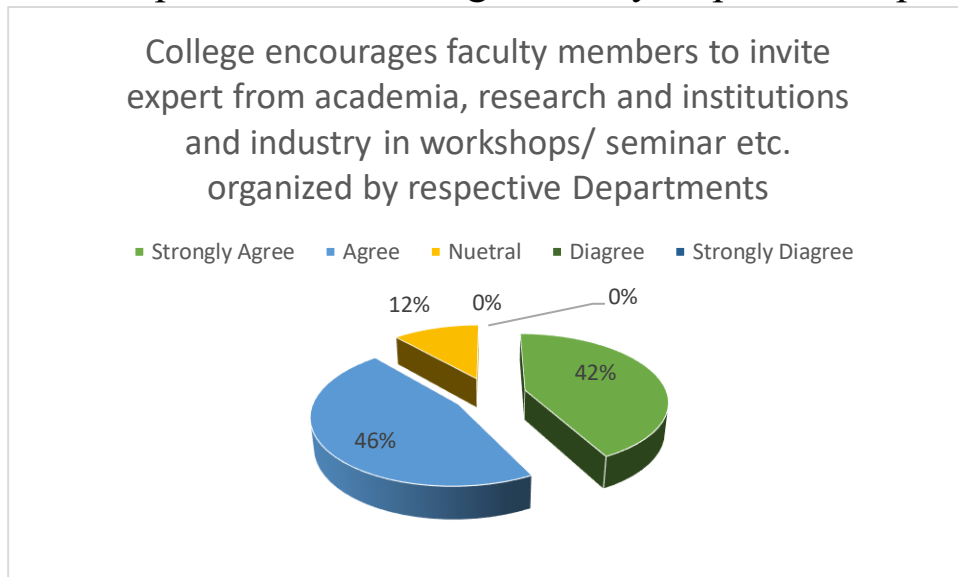
More than half of the teachers opined that faculty members are involved in the design and development of course curriculum.

3. Faculty members have the freedom to adopt new technologies/ strategies of teaching such as group discussions, seminar presentations etc.



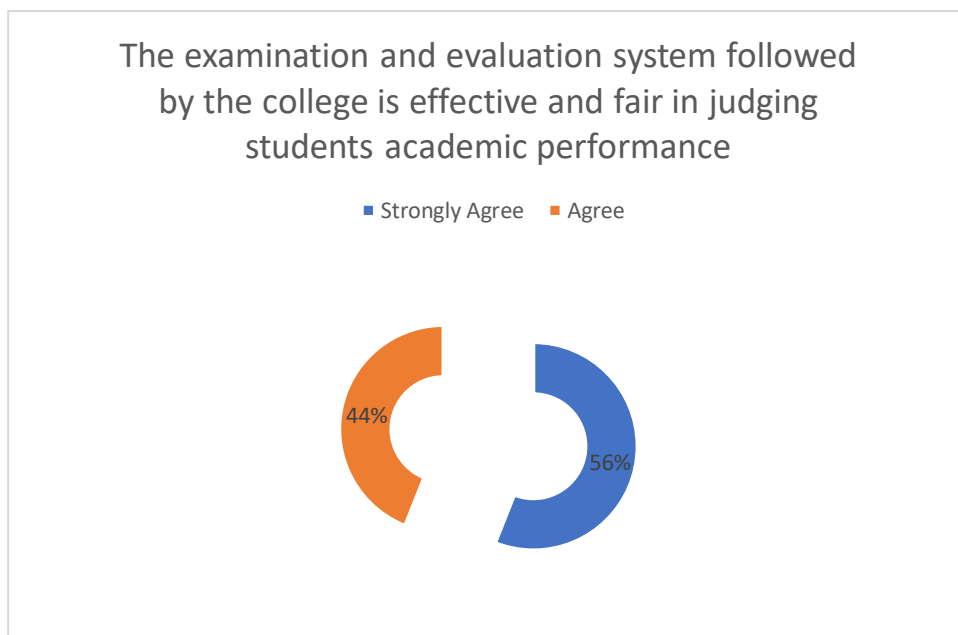
60% of teachers opined that they have the freedom to adopt new technologies and methodologies in teaching.

4. College encourages faculty members to invite expert from academia, research and institutions and industry in workshops/ seminar etc. organized by respective Departments



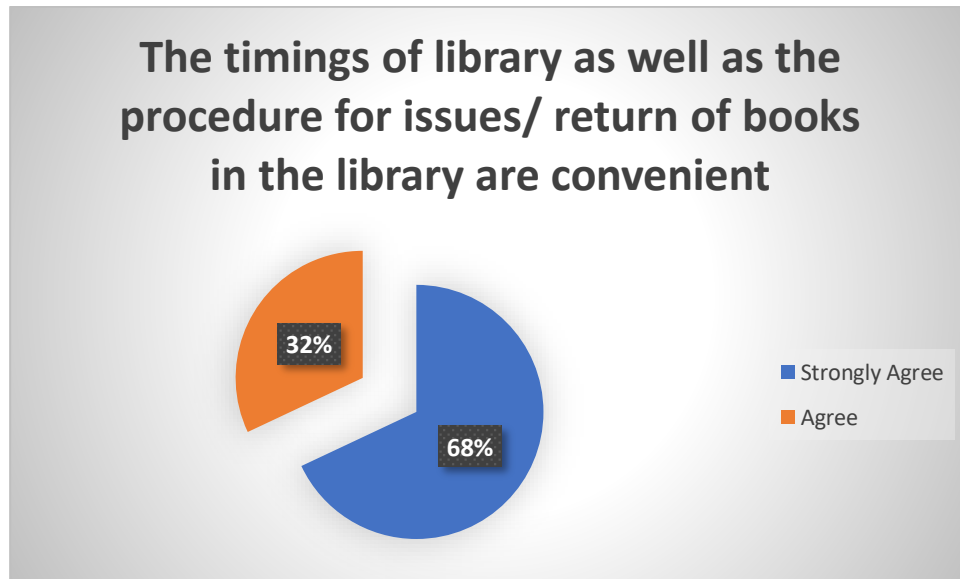
Majority of the teachers opined that faculty members are free to invite expert from various field to organise seminars/ workshops etc.

5. The examination and evaluation system followed by the college is effective and fair in judging students' academic performance



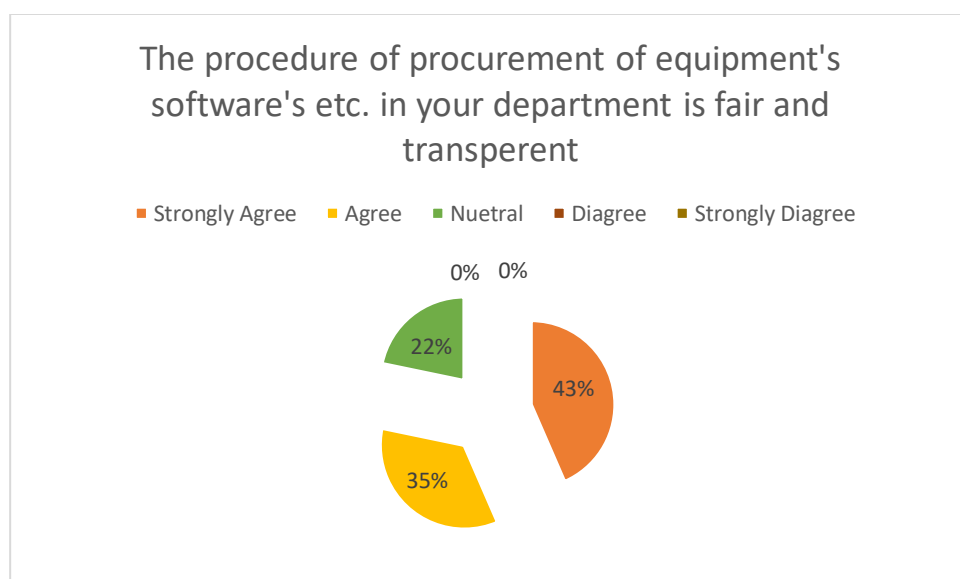
Majority of the teachers opined that the evaluation system followed by the college is effective in judging the academic performance of students.

6. The timings of library as well as the procedure for issues/ return of books in the library are convenient



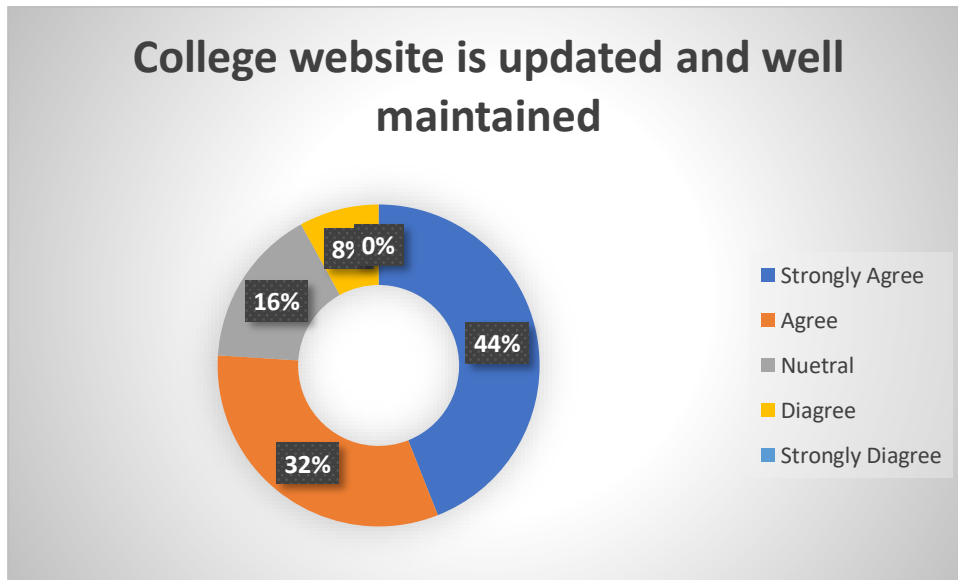
Teachers are satisfied with the functioning of college library.

7. The procedure of procurement of equipment's software's etc. in your department is fair and transparent



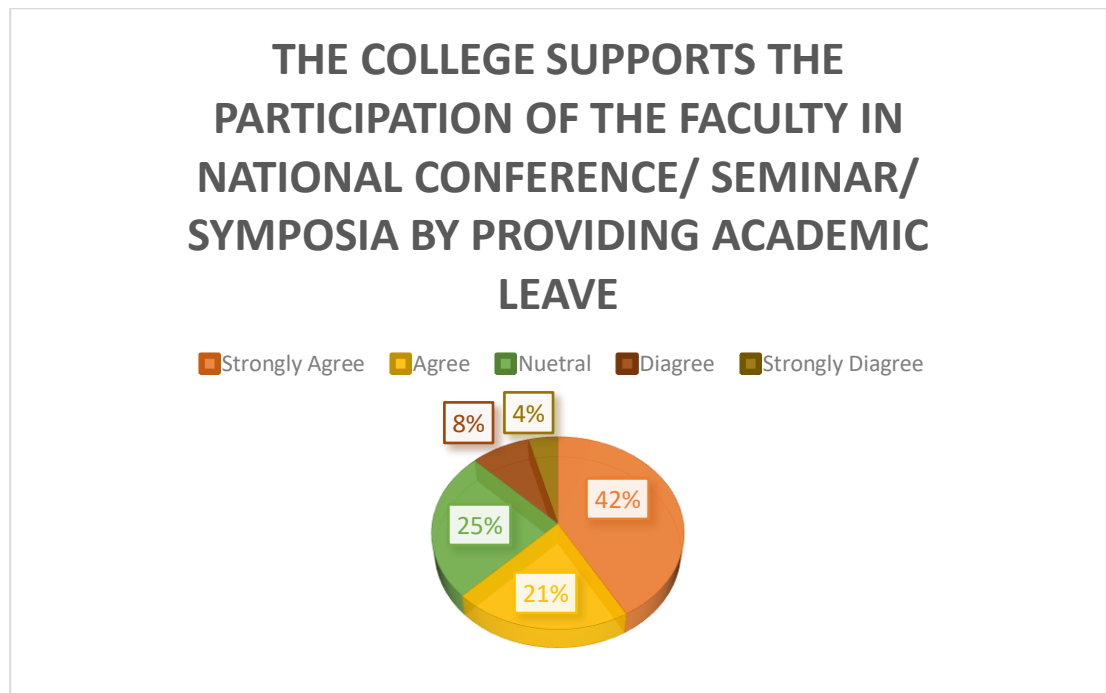
43% of teachers opined that the procurement of lab equipment's and software's in the department is fair and transparent. 22% of teachers are neutral towards the statement.

8. College website is updated and well maintained



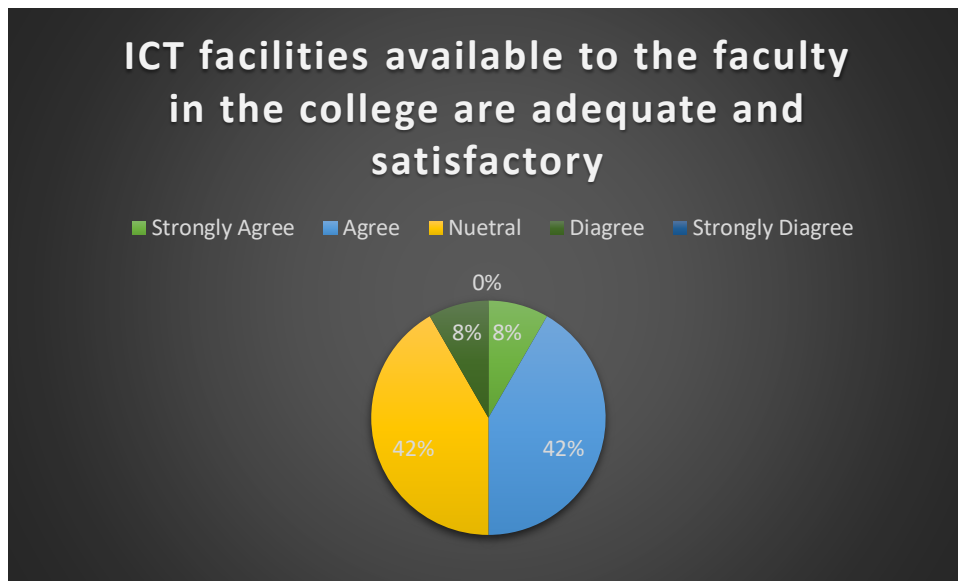
Majority of the teachers opined that college website is updated and well maintained. However, 8% of teachers disagreed with this statement.

9. The college supports the participation of the faculty in national conference/ seminar/ symposia by providing academic leave



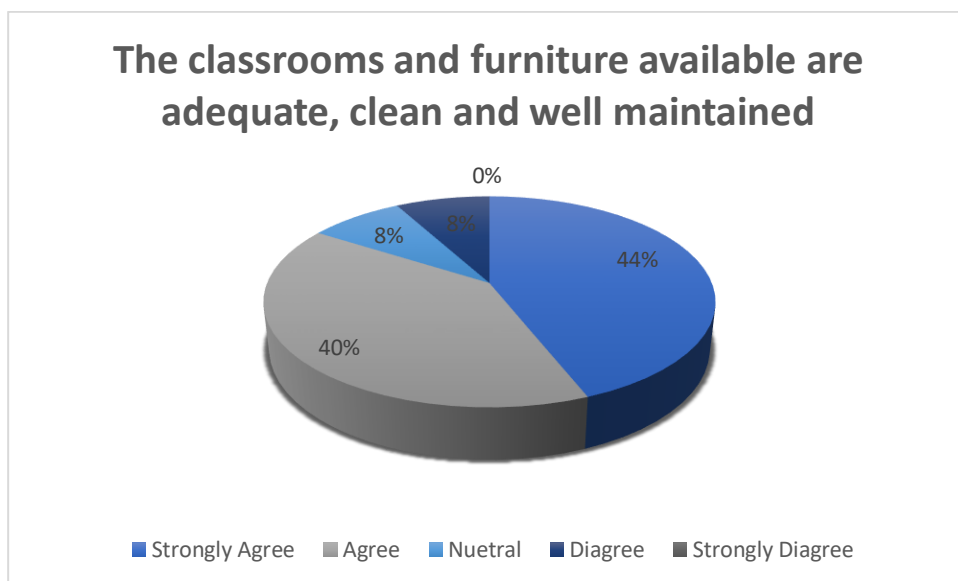
42% of the teachers opined that college supports the faculty members to attend national conference/ seminar and symposia by providing academic leave. However, 12% of the faculty opined that college do not supports their academic growth and 25% of the faculty provides neutral opinion.

10. ICT facilities available to the faculty in the college are adequate and satisfactory



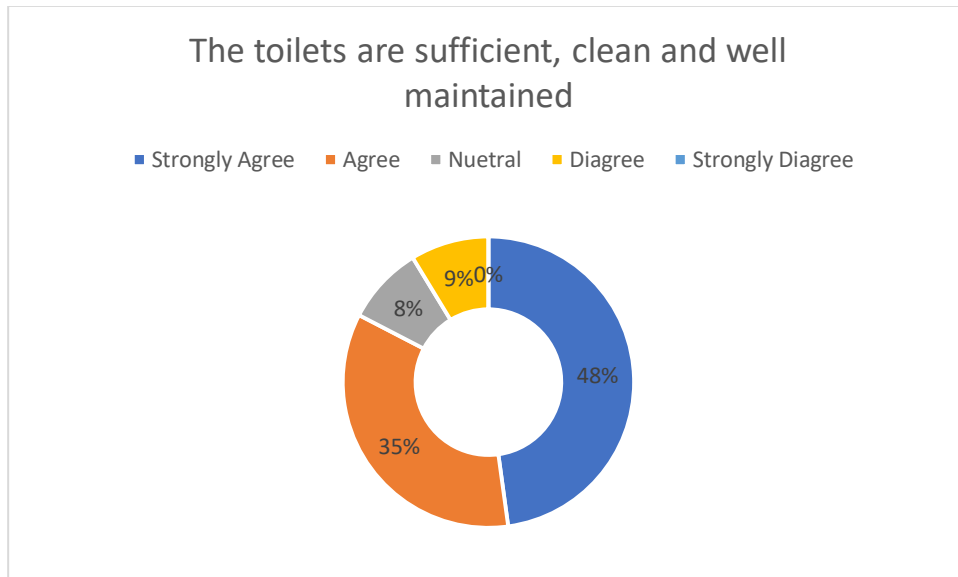
Majority of the teachers are not satisfied with the ICT facilities offered by the college.

11. The classrooms and furniture available are adequate, clean and well maintained



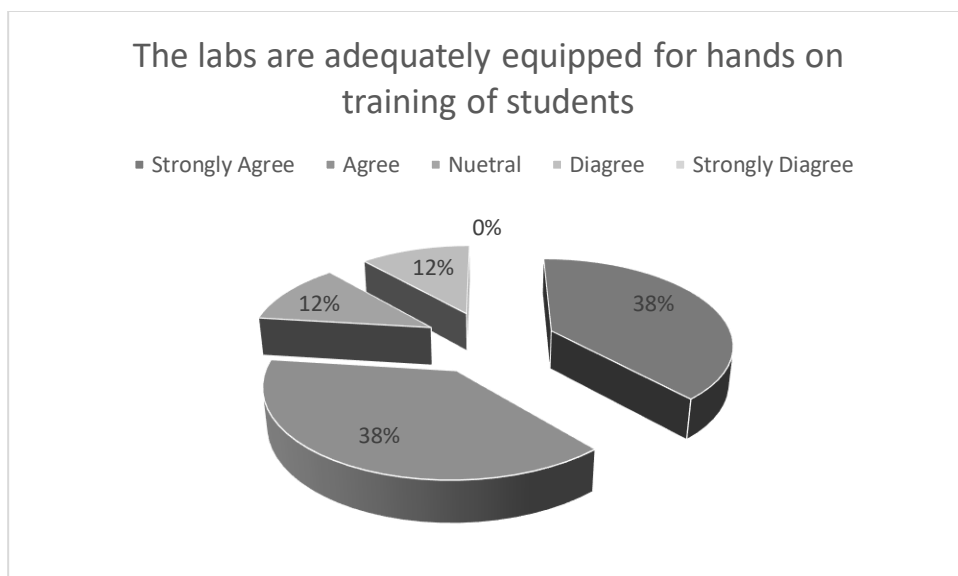
Most of the teachers opined that classrooms and furniture available are adequate, clean and well maintained.

12. The toilets are sufficient, clean and well maintained



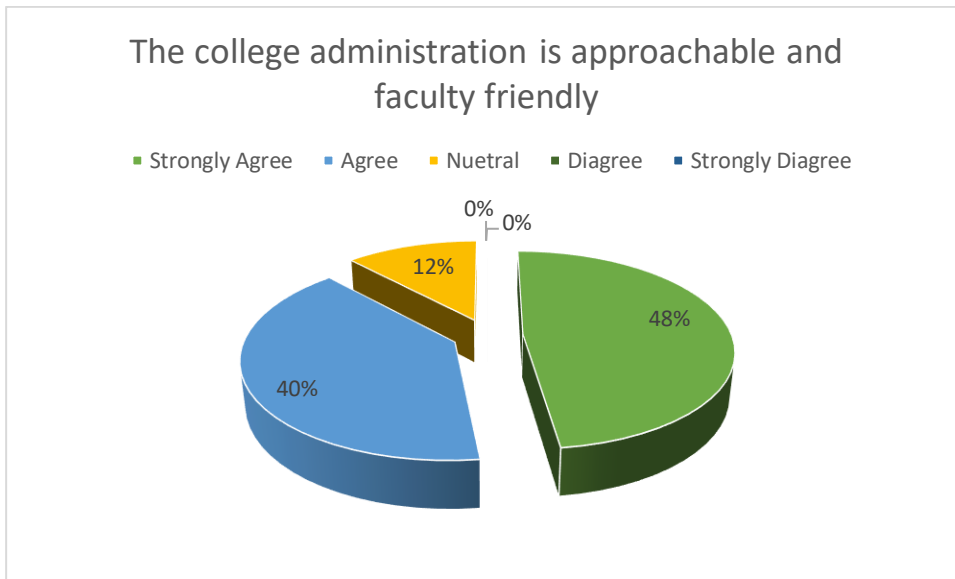
Most of the faculty members opined that toilets are sufficient, clean and well maintained. However, 9% of faculty disagreed with this statement.

13. The labs are adequately equipped for hands on training of students



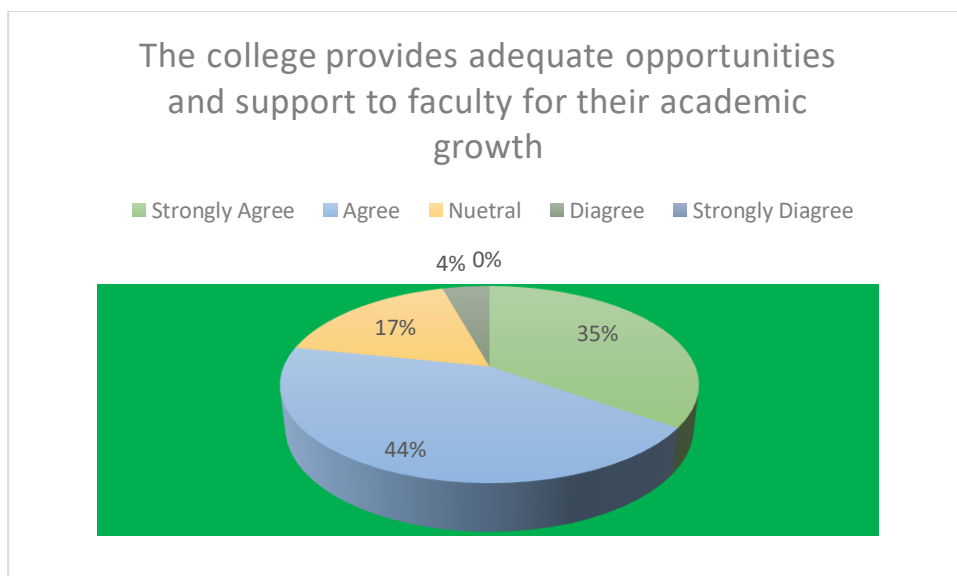
Majority of the teachers opined that labs are well equipped for hands on training of students. 24% of the teachers opined that labs are not well equipped.

14. The college administration is approachable and faculty friendly



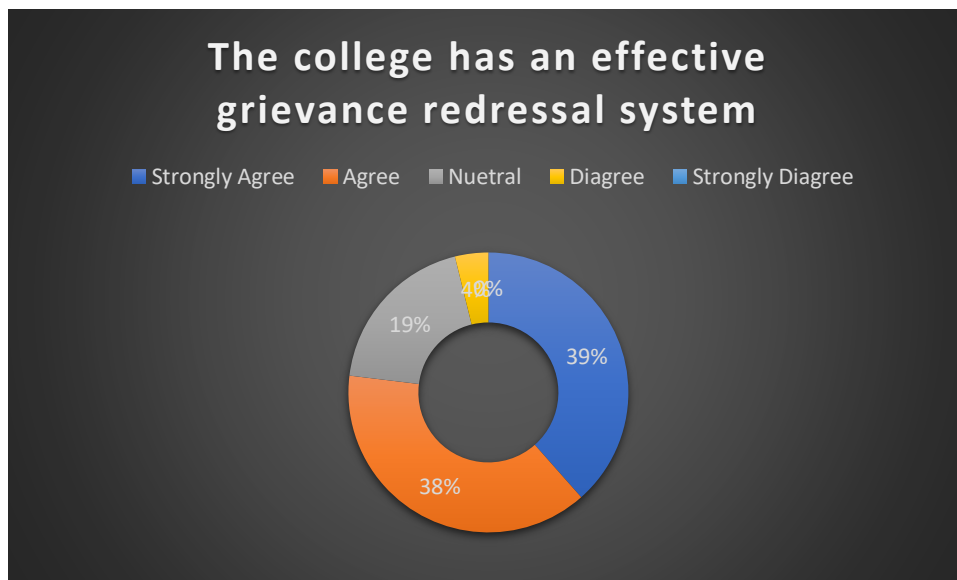
Majority of the teachers opined that college administration is approachable and faculty friendly.

15. The college provides adequate opportunities and support to faculty for their academic growth



More than half of the faculty members commented that college provides adequate opportunities for the growth and support of academic growth of the faculty members. 21% of the faculty members disagreed with the statement.

16. The college has an effective grievance redress system



More than half of the faculty members opined that the college has an effective grievance redress system. However, 4% of faculty members disagreed with the statement and 19% are neutral towards the statement.

FEED BACK REPORT OF THE STAKE HOLDERS 2022 - 2023

The stakeholders' feedback report serves as a comprehensive assessment of perspectives, concerns and suggestions provided by key stake holders within our educational community. It encapsulates the voice of the students, employers, alumni and teachers, offering valuable insights into various aspects of our institution.

STUDENTS

1. Numerous students have raised concerns regarding the unhygienic conditions of the toilets on campus. Immediate attention and improvement are necessary to ensure a healthy environment for all students.
2. There is a notable absence of adequate sports facilities according to student feedback. Provision of more sports amenities can enhance the holistic development of students and promote physical health.
3. Several students expressed their dissatisfaction with the current internet facilities. Strengthening the network or providing better access to Wi-Fi is essential.
4. Students have conveyed their disappointment regarding the insufficient number of extracurricular activities. A diverse range of activities beyond academics is crucial for fostering creativity and team work.
5. Transportation issues have been highlighted by students as a challenge especially those residing off the campus.
6. The overall ambience of the campus including the maintenance of the play ground requires attention. Creating a conducive environment for learning and recreation is imperative.


TEACHERS

1. Teachers have expressed concerns regarding the ICT facilities provided by the College. Enhancing ICT Infrastructure and providing necessary support can improve effectiveness in teaching and enable a more interactive learning environment.

Addressing the concerns and suggestions provided by the stakeholders is crucial for the continuous improvement and development of the College. In conclusion more collaborative and proactive measures are needed to create a conducive learning environment.



Amoral
Principal, St. Xavier's College
Vaikom, Kothavara P.O.



ST. XAVIER'S COLLEGE VAIKOM
Re-accredited with B+ Grade by NAAC



**FEEDBACK ON CURRICULUM
ALUMNI 2022-2023**

CONTENTS

	TITLE
1	INTRODUCTION
2	FEEDBACK COMMITTEE
3	FEEDBACK METHODOLOGY
4	FEEDBACK PROCESS
5	FEEDBACK ANALYSIS OF ALUMNI

1. INTRODUCTION

In the process of curriculum delivery, feedback plays an important role. The IQAC is responsible in constituting a feedback committee to conduct a fair and systematic analysis of the responses received from different bodies in evaluating the academic as well as non- academic activities conducted in the institution.

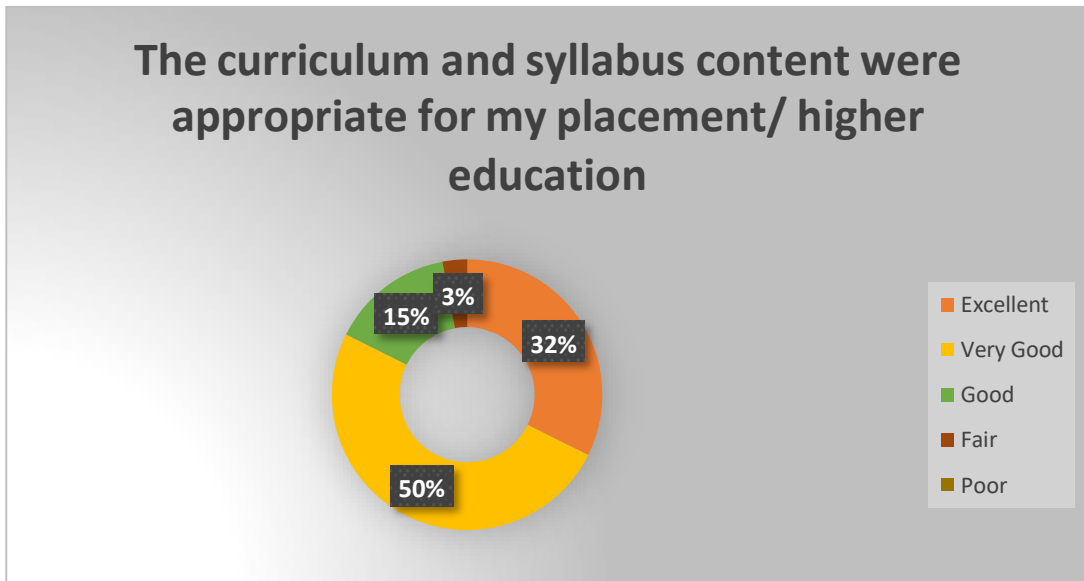
2. FEEDBACK COMMITTEE

The Feedback Committee consists of the Principal, IQAC Coordinator and Heads of different Departments. They would be responsible for distributing, collecting, filing, analyzing and directing the actions taken based on the feedback. It acts as an advisory body to the Council, allowing them to prompt changes based on the responses.

3. FEEDBACK METHODOLOGY

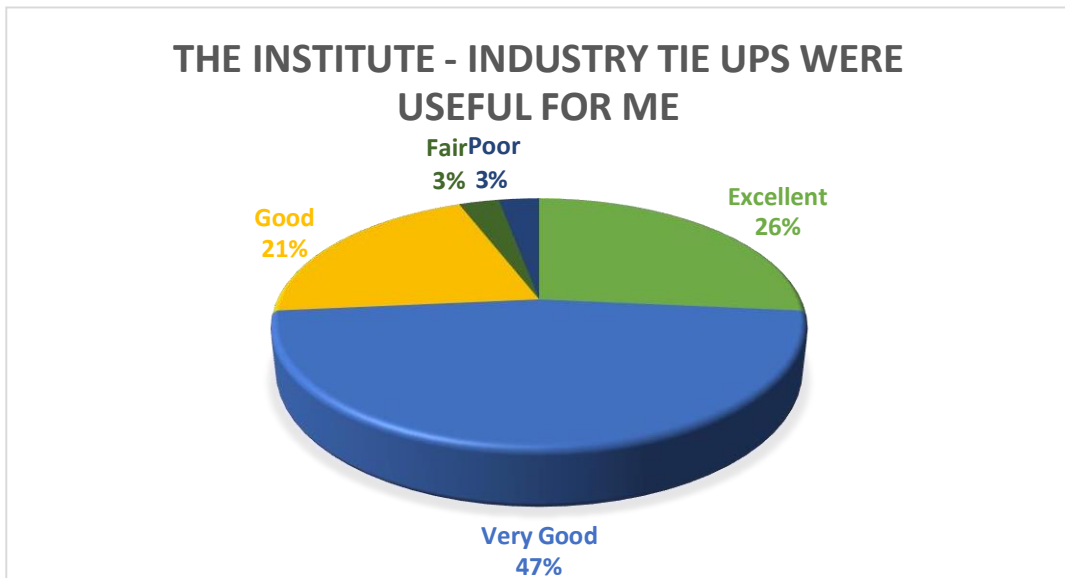
The feedback is compiled from the alumni through a well prepared set of questions during college level as well as department level alumni meetings and through Google forms. The collected feedbacks are analyzed and the summary is forwarded to IQAC for further action. Once the IQAC is convinced of the suggestions, it is forwarded to the council for implementation.

1. The curriculum and syllabus content were appropriate for my placement/ higher education



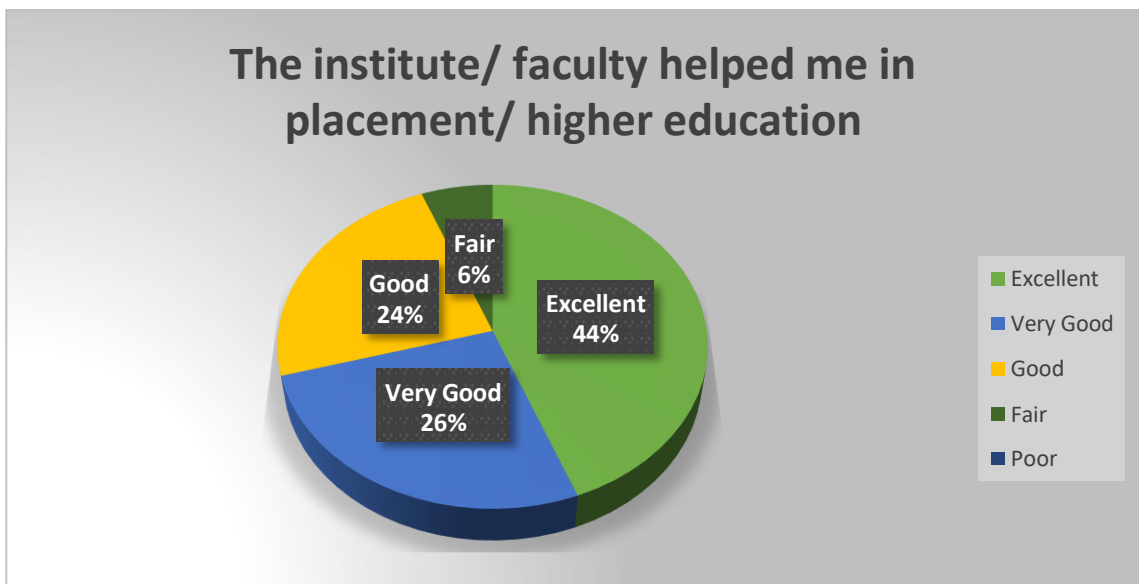
More than half of our alumni opined the syllabus content was appropriate for their placement and higher education. Only 3% of our previous students opined that the syllabus content was inappropriate for placement and higher education

2. The institute-industry tie-ups were useful for me



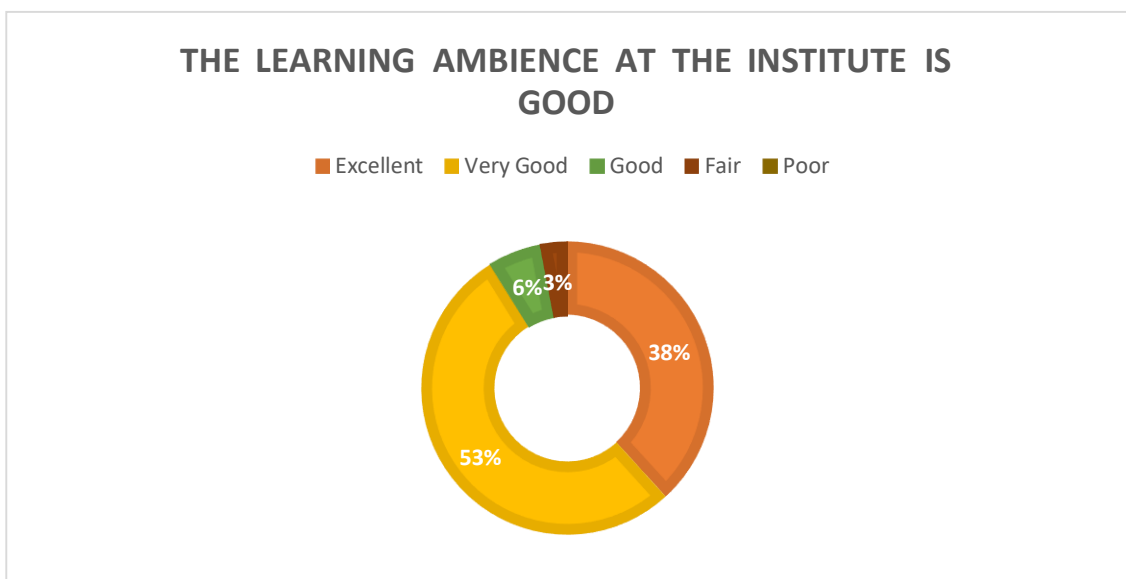
26% of our alumni commented that the institute industry tie-ups were useful and 47% of our students opined the institute industry tie-ups were useful. However, 6% have negative opinions.

3. The institute/ faculty helped me in placement/ higher education



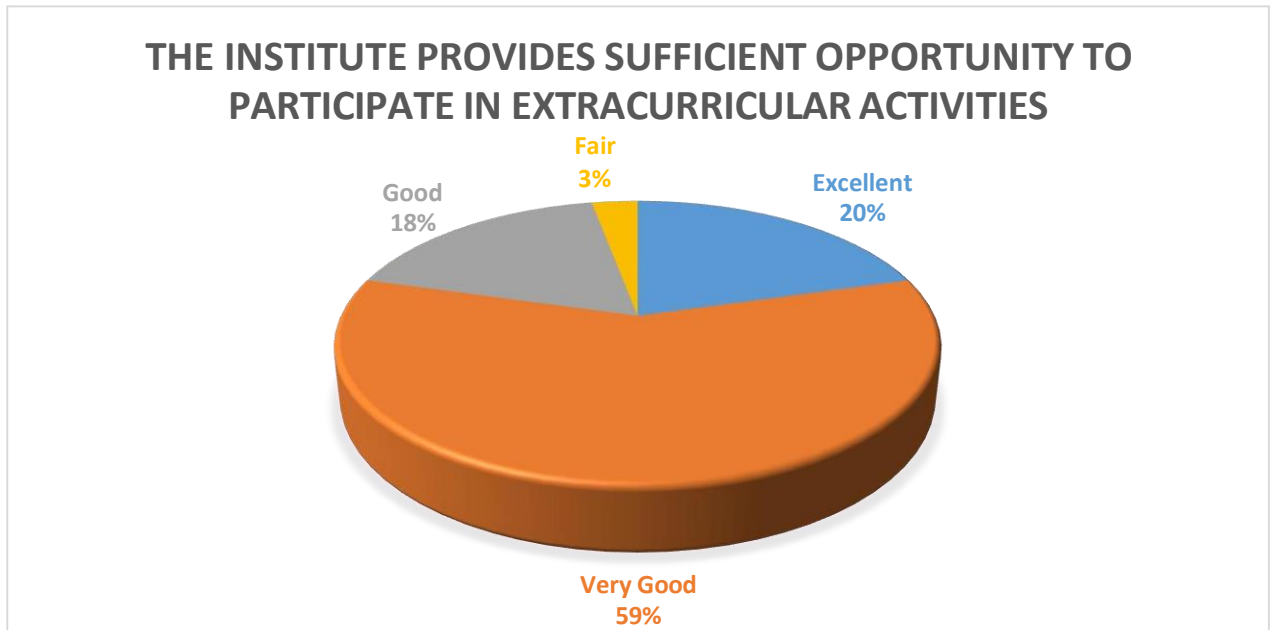
The majority of our alumini members opined that the faculties in this institution helped them for securing jobs and higher education.

4. The learning ambience at the institute is good



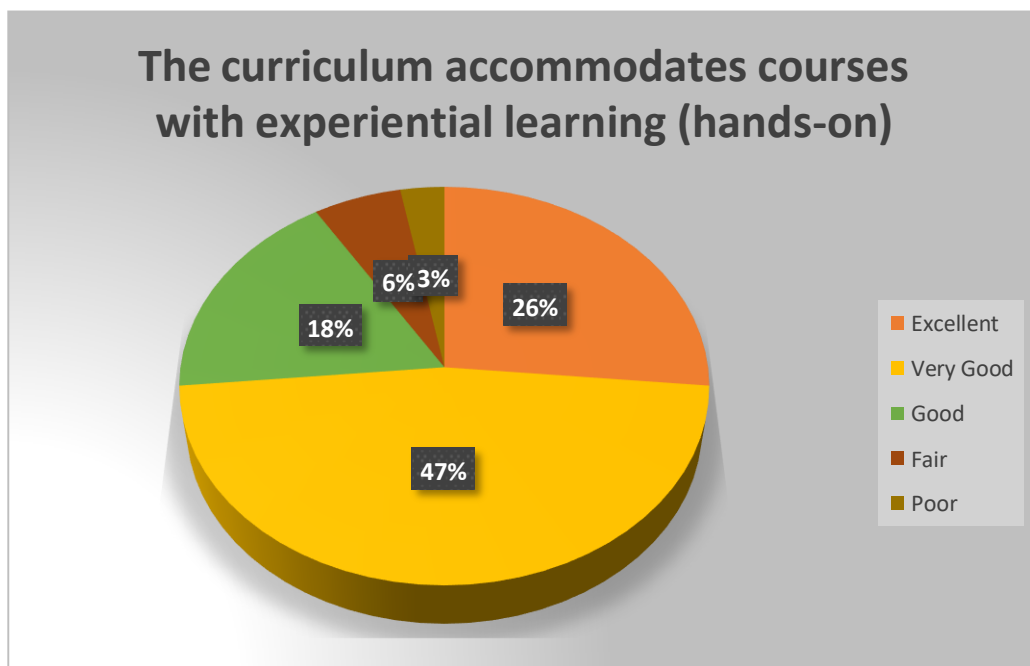
Most of the respondents opined that the learning ambience provided by St. Xavier's College was very good. Only 3% have some displeasure with the learning ambience provided by the institute.

5. The institute provides sufficient opportunities to participate in extracurricular activities



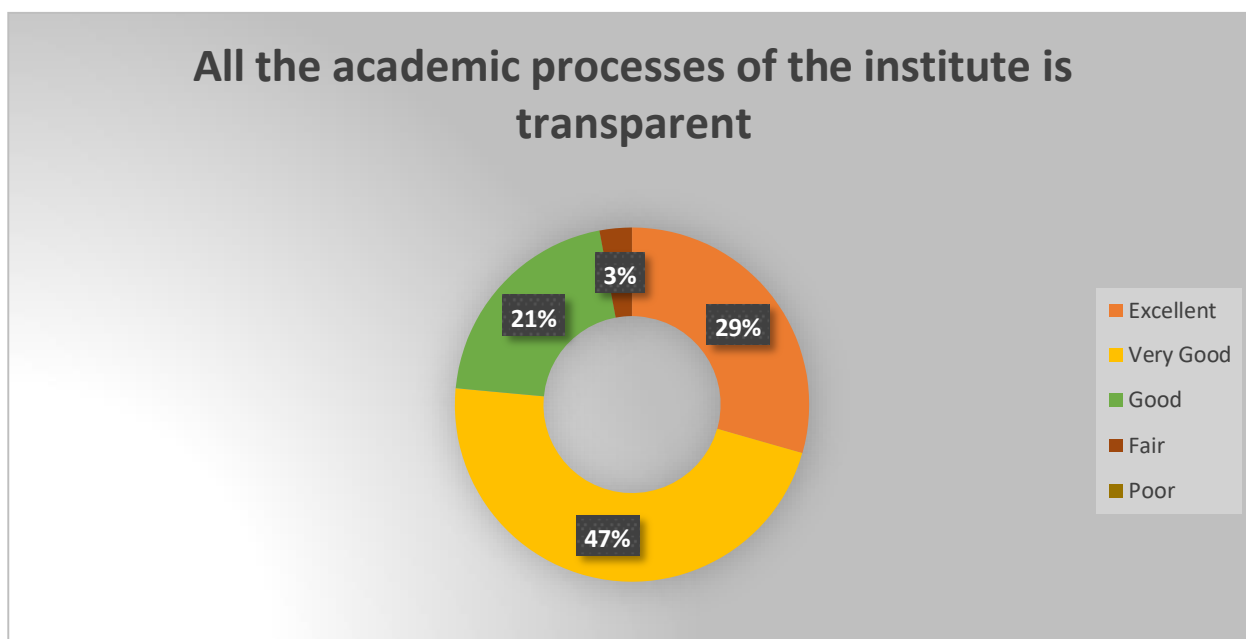
59% of alumni commented that the institute offers sufficient opportunities for extracurricular activities. 20% commented the institute provides fair opportunities to participate in extracurricular activities.

6. The curriculum accommodates courses with experiential learning (hands-on)



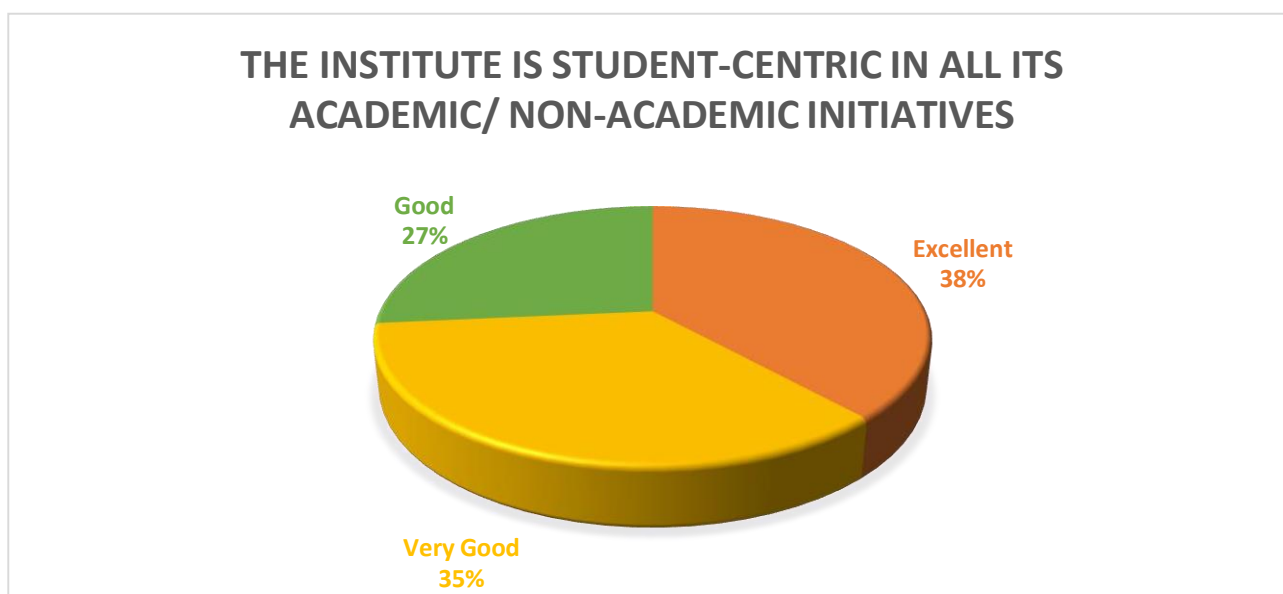
The majority of the students opined that the curriculum offered by the institute accommodates courses with experiential learning. However, some alumni members have a negative opinion on the statement.

7. All the academic processes of the institute are transparent



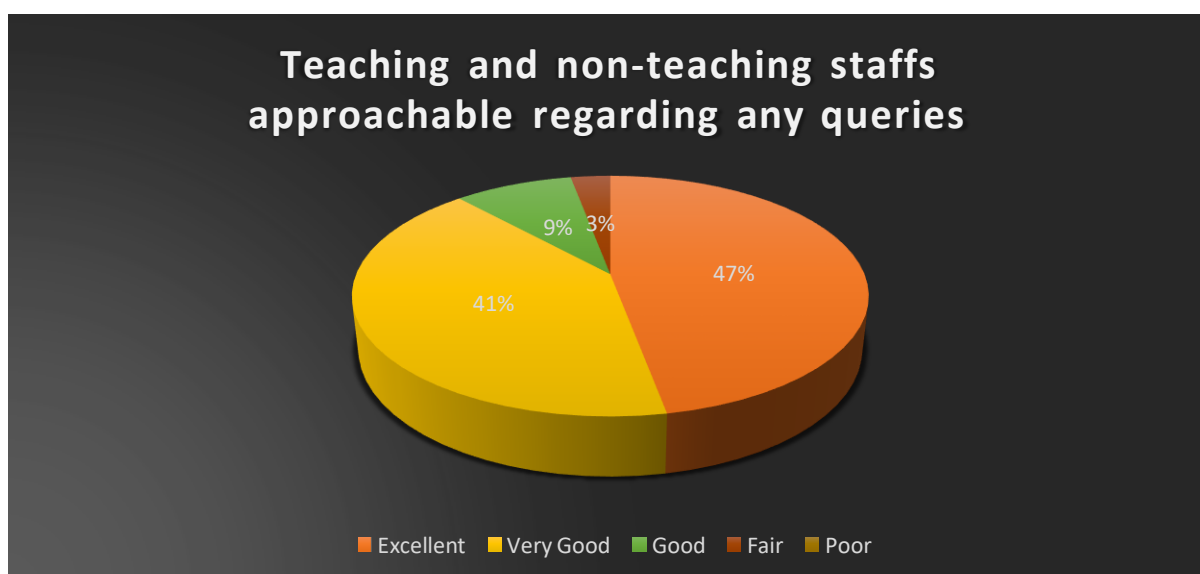
The majority of alumni members opined that all the academic processes of the institute are transparent. Only 3% of alumni members commented that the academic process followed by the institute is not transparent.

8. The institute is student-centric in all its academic/ non-academic initiatives




All the alumni members who participated in the feedback analysis opined that the institute is student-centric in all its academic and non-academic initiatives

9. Teaching and non-teaching staff approachable regarding any queries



Most of the students who participated in the feedback analysis opined that the teaching and non-teaching staff are approachable regarding the queries raised by students. However, 3% of students have some displeasure with this statement.



**FEEDBACK ON CURRICULUM
EMPLOYERS 2022-2023**

CONTENTS

	TITLE
1	INTRODUCTION
2	FEEDBACK COMMITTEE
3	FEEDBACK METHODOLOGY
4	FEEDBACK PROCESS
5	FEEDBACK ANALYSIS OF EMPLOYERS

1. INTRODUCTION

The feedback by employers stands out when we assess the curriculum as it provides a true and existing need which is so relevant and demanding. The IQAC of the college is responsible for constituting an employer feedback committee.

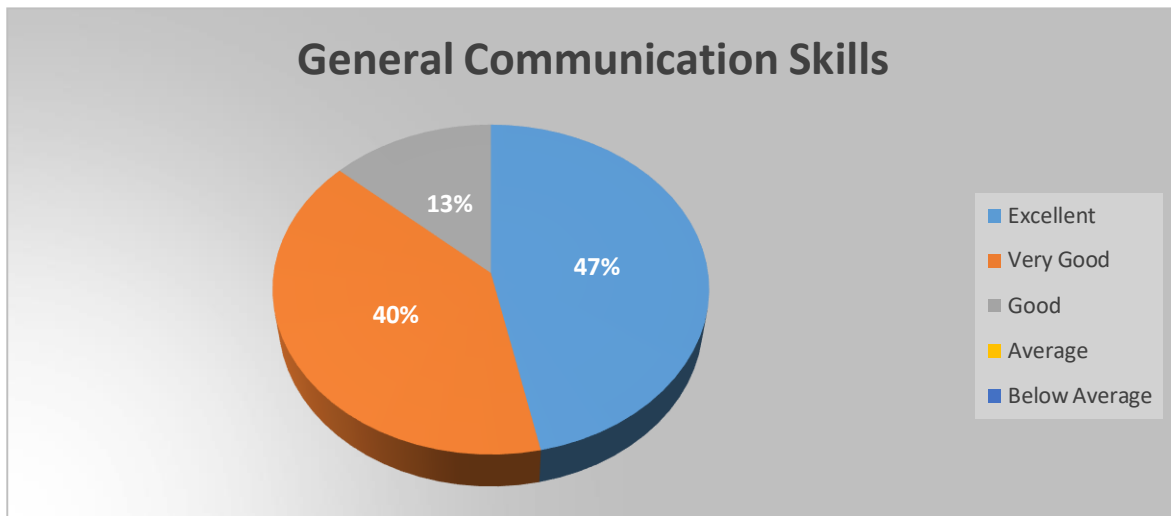
2. FEEDBACK COMMITTEE

The Feedback Committee consists of the Principal, IQAC Coordinator and Heads of different Departments .They are responsible for distributing, compiling, filing, analyzing and directing the actions based on the feedback. This committee acts as an advisory body to the IQAC and the Council allowing them to make necessary changes based on the feedback.

3. FEEDBACK METHODOLOGY

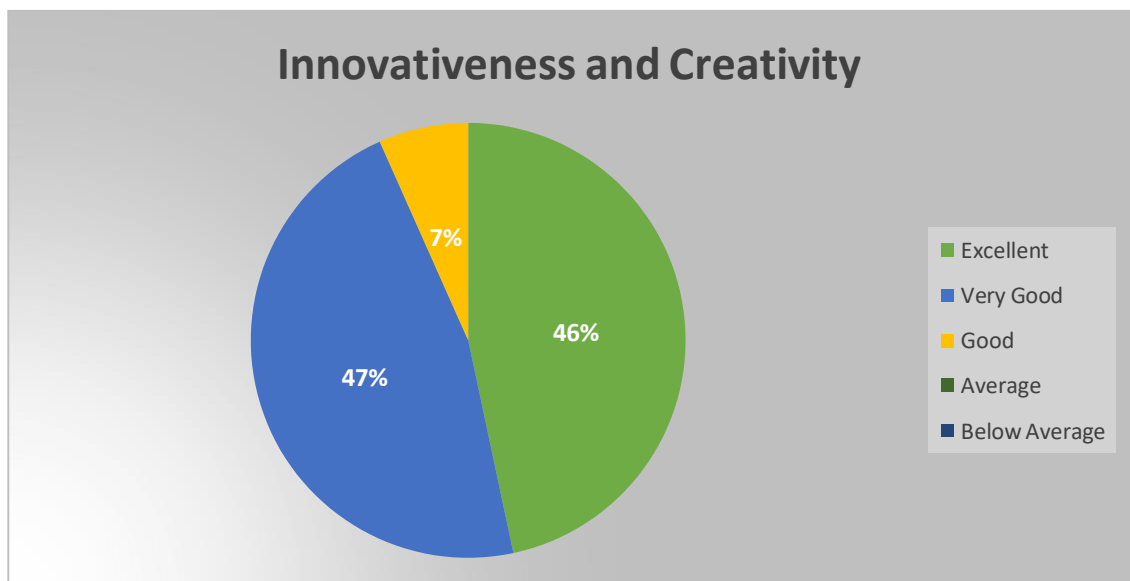
The feedback is collected from the employers through filled in Google forms and through structured questionnaires prepared by respective departments. After collecting the feedback, it is put to further analysis and submitted to the IQAC for further clarifications. Once the IQAC is convinced of the suggestions, it is forwarded for implementation.

1. General Communication Skills



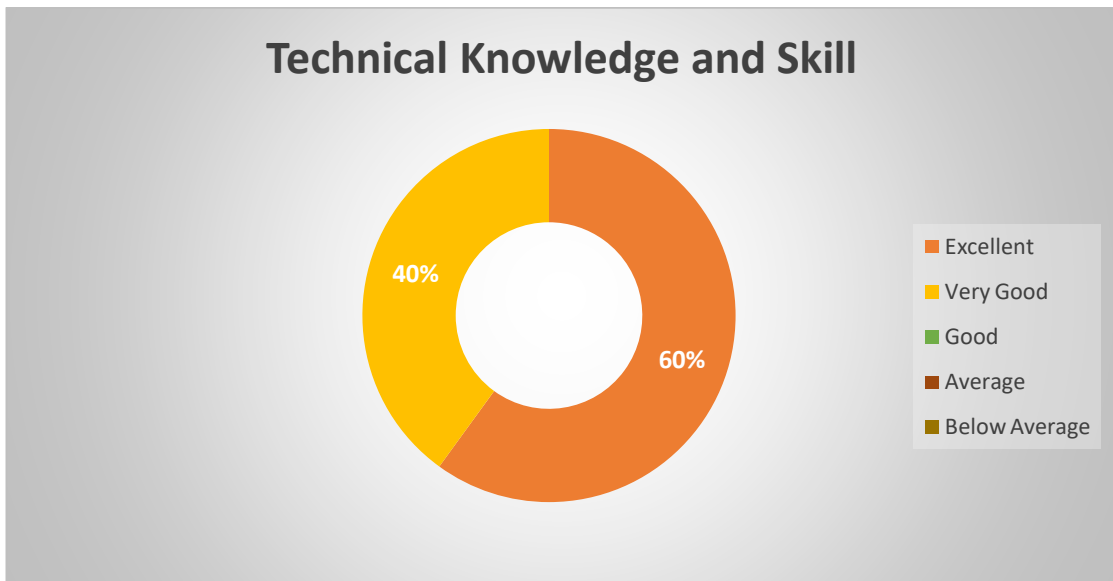
47% of the employers opined that our students have excellent communication skills and 40% of employers opined that they have very good communication skills.

2. Innovativeness and Creativity



Employers are very satisfied with the innovative and creative ability of our students.

3. Technical Knowledge and Skill



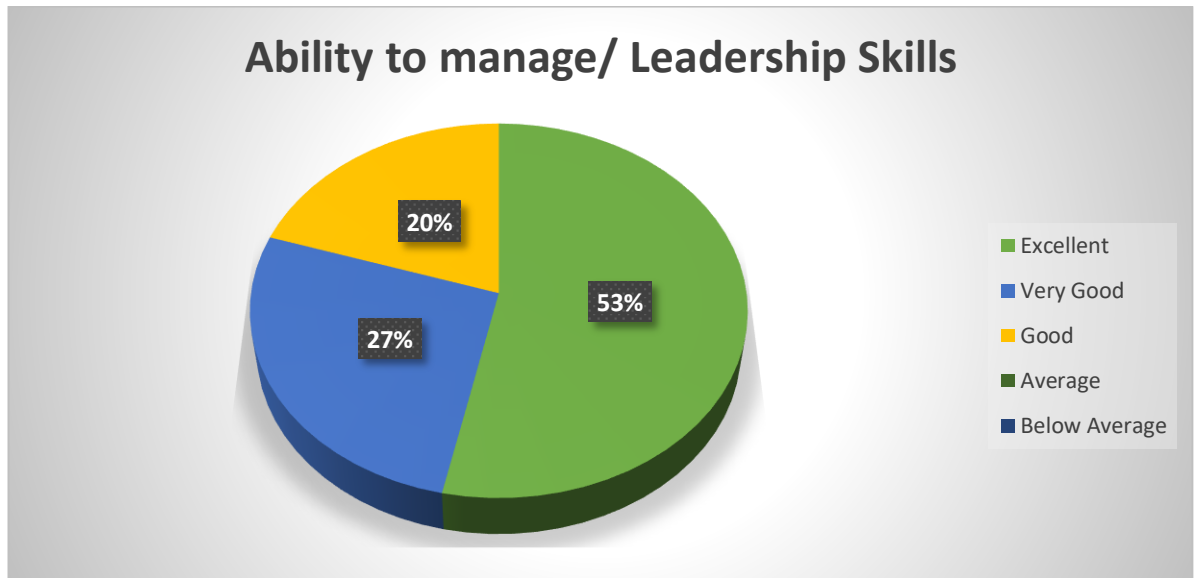
60% of the employers opined that our students possess excellent technical knowledge and skills whereas 40% believe that they are very good in their technical abilities

4. Self-Motivated and Responsible



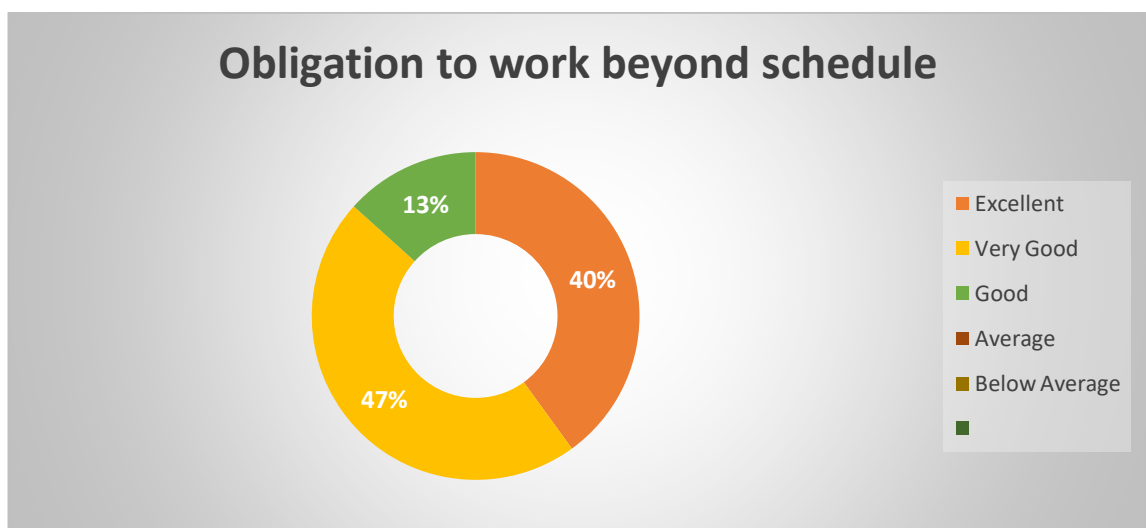
Employers opined that our students are self-motivated and responsible in handling their responsibilities.

5. Ability to manage/ Leadership Skills



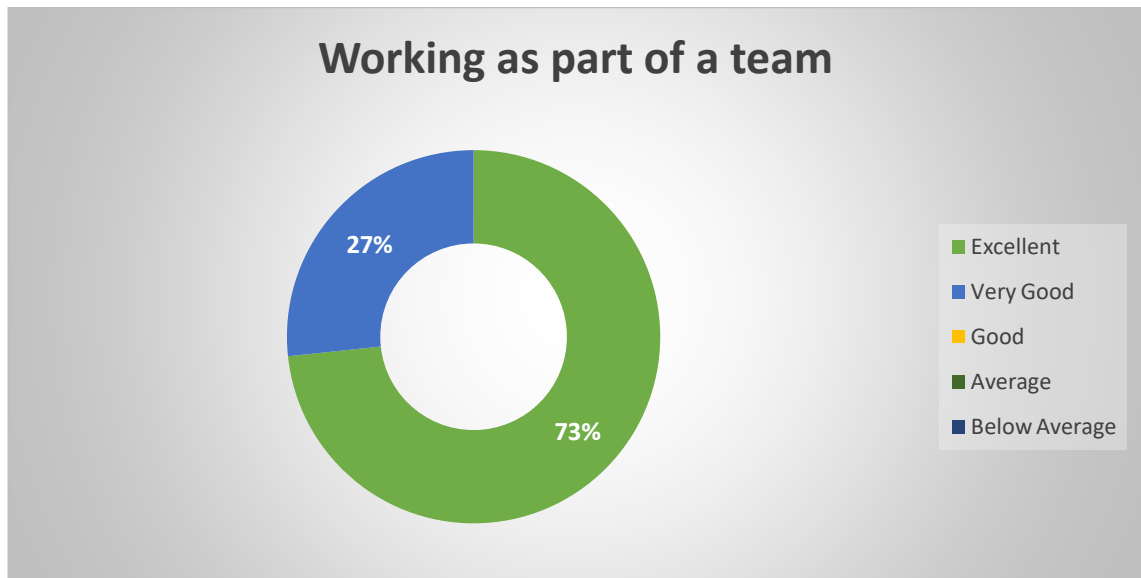
53% of the employers opined that our students have excellent leadership skills whereas 27% opined that they have very good leadership skills and 20% opined that they have excellent leadership skills.

6. Obligation to work beyond schedule



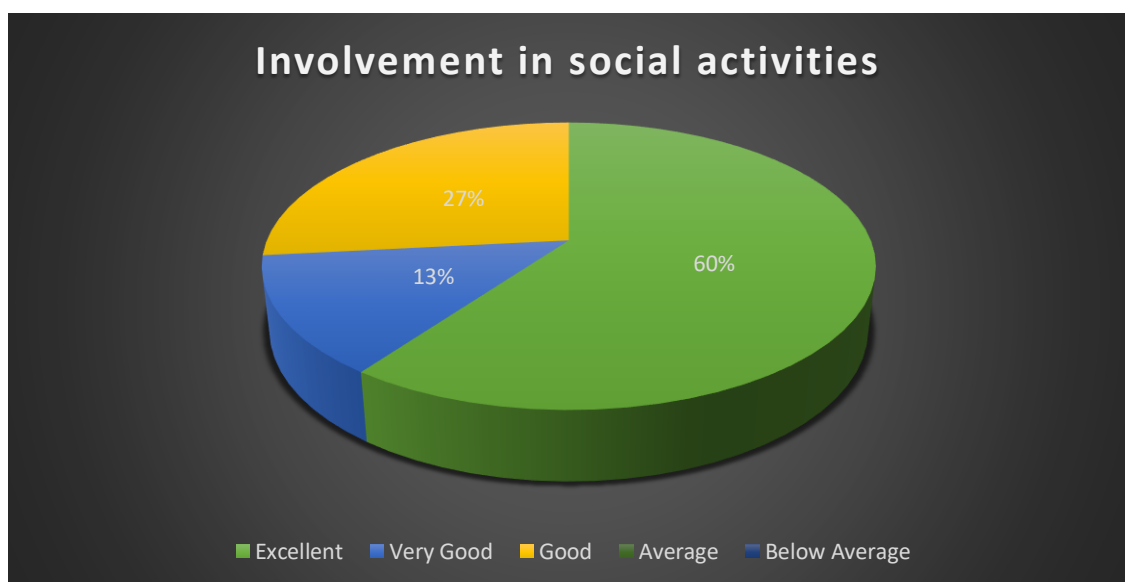
Most of the employers think that our students are responsible and willing to work beyond their schedule. Only 13% of employers commented that they are good to work beyond schedule.

7. Working as part of a Team



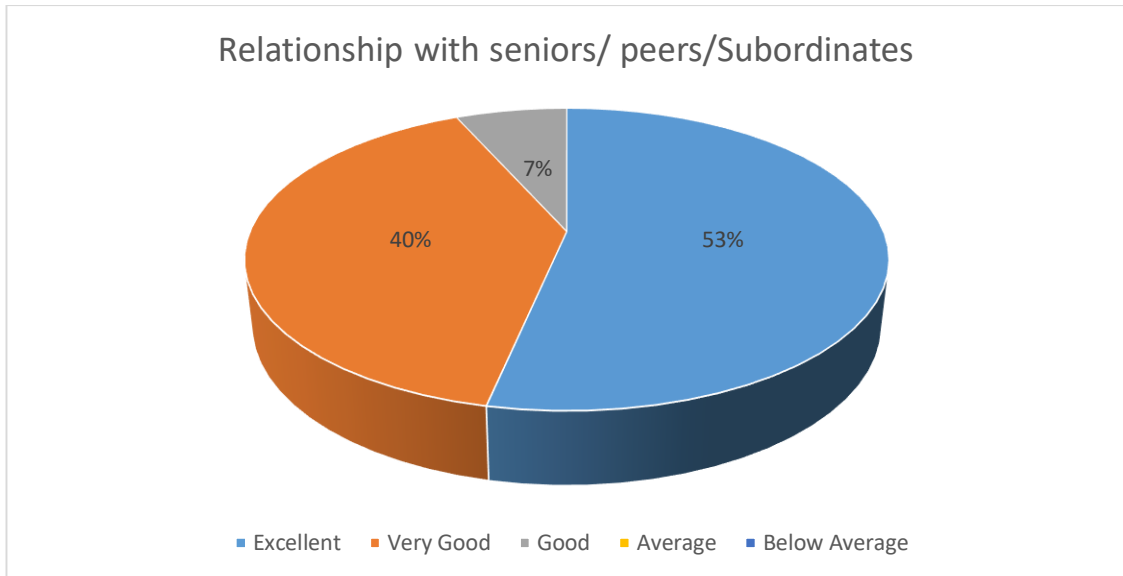
Employers opined that our students are very cooperative in nature and willing to work as part of a team.

8. Involvement in social activities



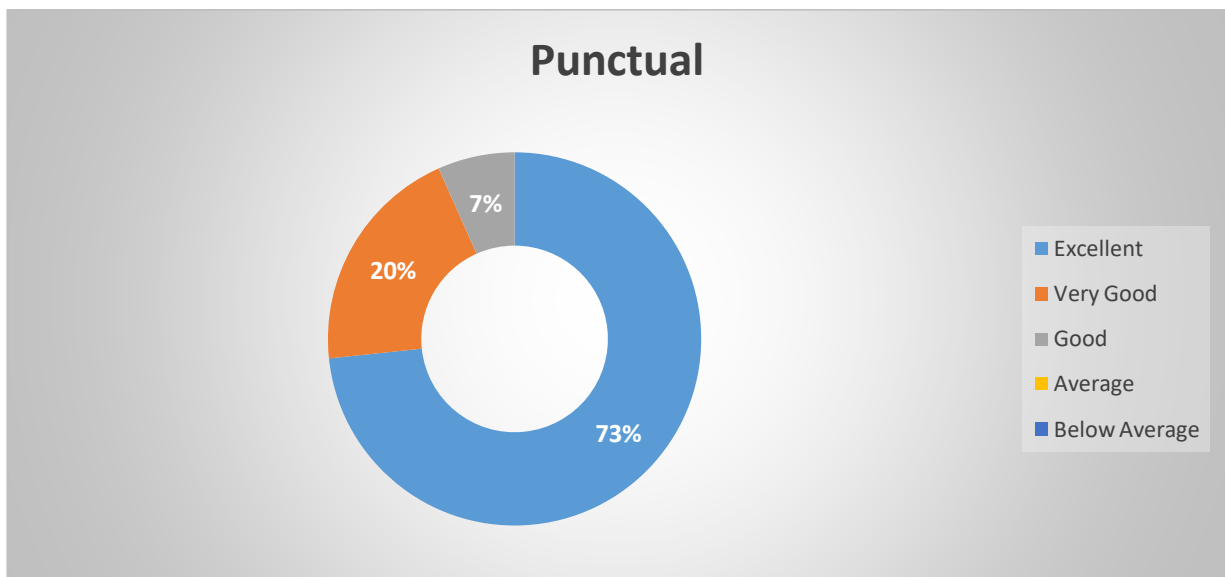
The majority of the employers commented that they are excellent at being involved in social activities. 27% of employers commented that they are good at handling social activities.

9. Relationship with seniors/ peers/ subordinates




Employers commented that our students are very cooperative and maintains a cordial relationship with peers, seniors and subordinates.

10. Punctual



73% of employers opined that our students are excellent in maintaining punctuality whereas 20% of employers opined that our students are good at maintaining punctuality.



ST. XAVIER'S COLLEGE VAIKOM
Re-accredited with B+ Grade by NAAC



**FEEDBACK ON CURRICULUM
STUDENTS 2022- 2023**

CONTENTS

	TITLE
1	INTRODUCTION
2	FEEDBACK COMMITTEE
3	FEEDBACK METHODOLOGY
4	FEEDBACK PROCESS
5	FEEDBACK ANALYSIS OF STUDENTS

1. INTRODUCTION

Feedback has a significant role in curriculum delivery. IQAC committee compiles feedback on the curriculum from students, teachers, employers and alumni, for the smooth conduct of curriculum. A feedback committee is constituted to collect and analyze the feedback received from the students and intimates the authorities concerned to take necessary steps.

2. FEEDBACK COMMITTEE

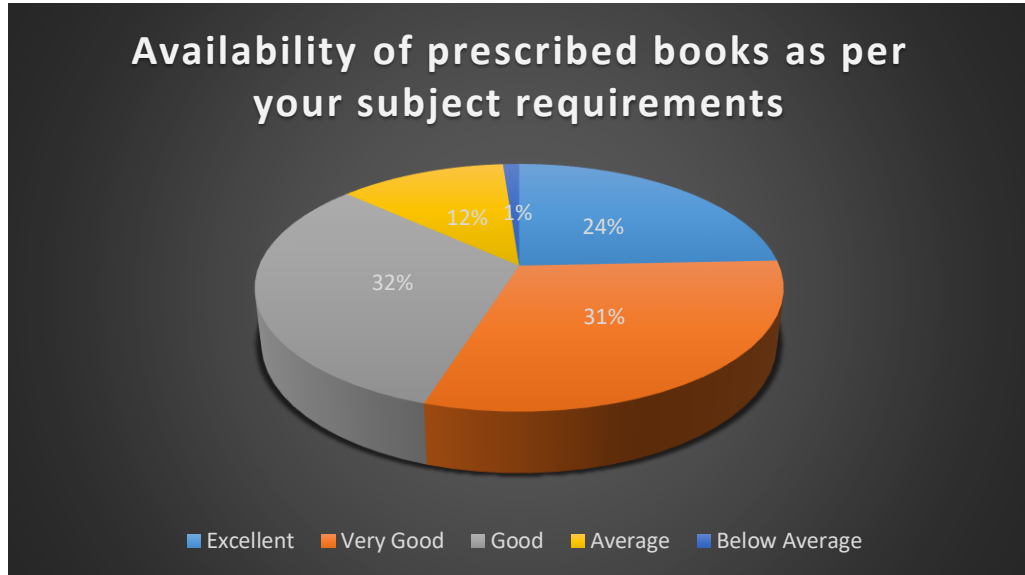
The Feedback Committee consists of the Principal, IQAC Coordinator and Heads of different Departments .They are entrusted with the duty of distributing the questionnaire among the students of different programmes and collecting, analyzing the feedback from the students.

3. FEEDBACK METHODOLOGY

The feedback is compiled from the students through Google forms having variety of questions from different areas of importance and through personal interface with students at open house meetings etc. The collected feedback is analyzed and a summary is submitted to IQAC for further action. IQAC further sends it to the council to implement the suggested changes.

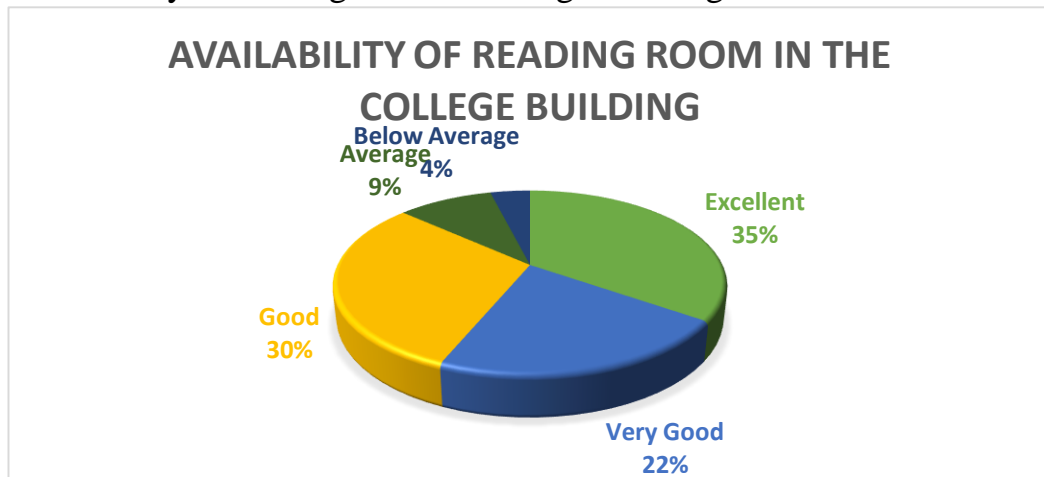
Feedback on the Functioning of the Library

1. Availability of prescribed books as per your subject requirements



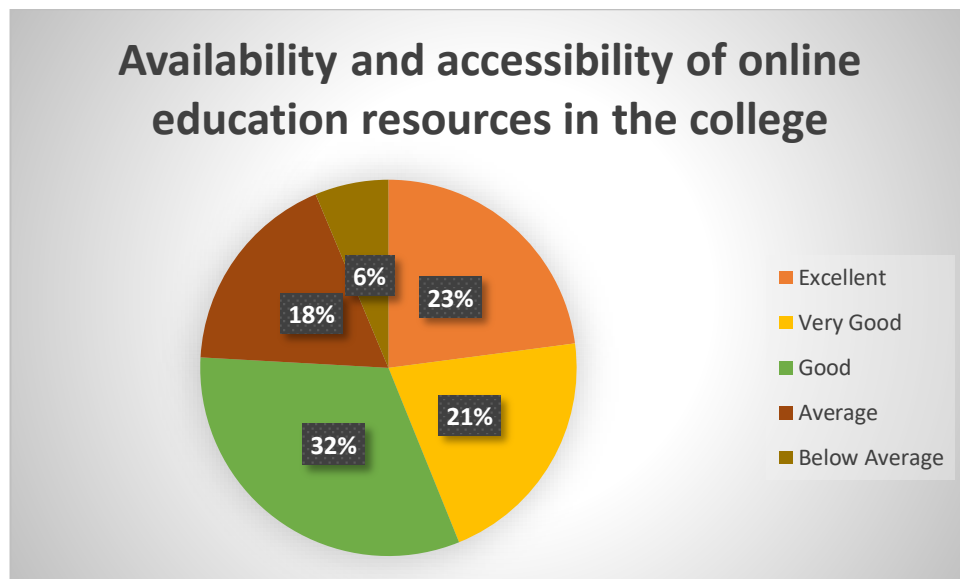
The majority of students opined that the library prescribed books as per their subject requirements. However, some students possess negative opinion of this statement.

2. Availability of reading room in college building



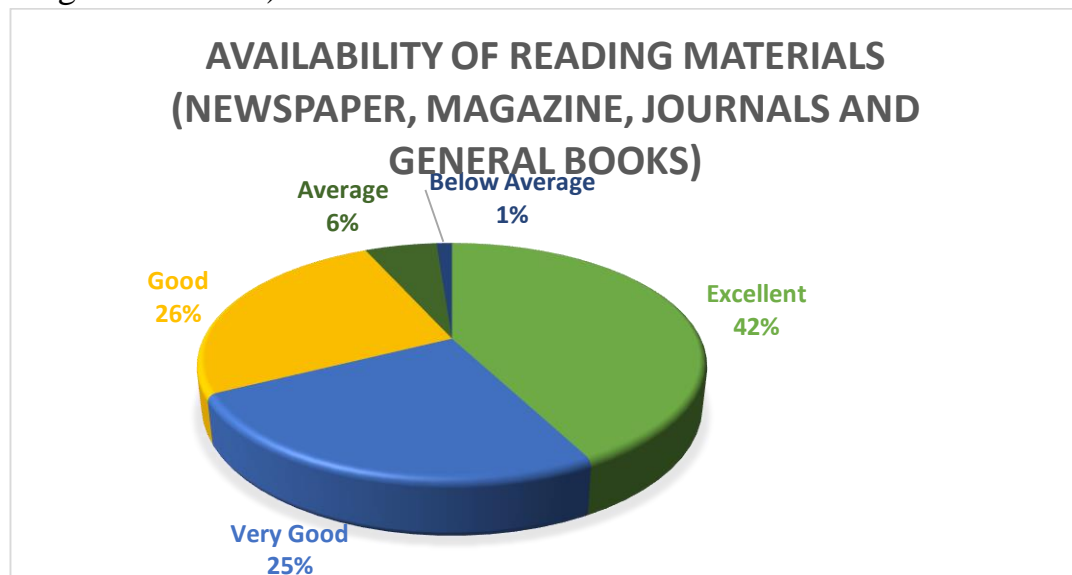
Most of the students are satisfied with the availability of reading room in college building

3. Availability and accessibility of online education resources in the college (e-resources)



Students are satisfied with the availability and accessibility of online education resources in the college (e-resources). However, 6% of students have a negative opinion.

4. Availability of reading materials (Newspaper, magazine, Journals and general books)



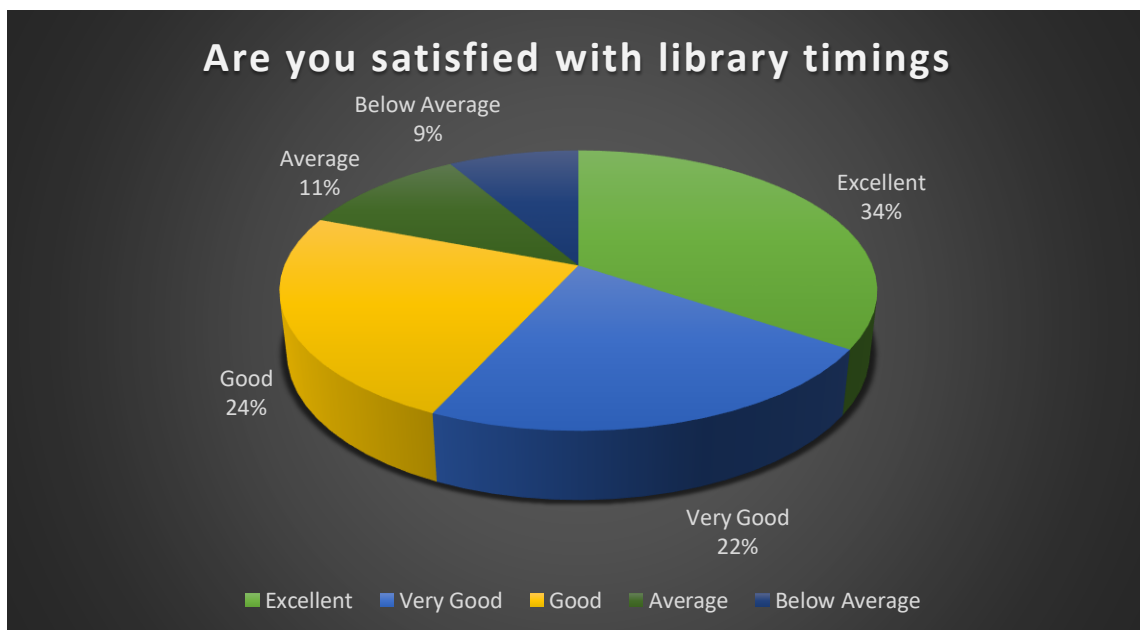
42% of students commented that there are excellent reading materials available in the college, where as 25% commented that the reading material available is very good.

5. Are you satisfied with the overall library services?



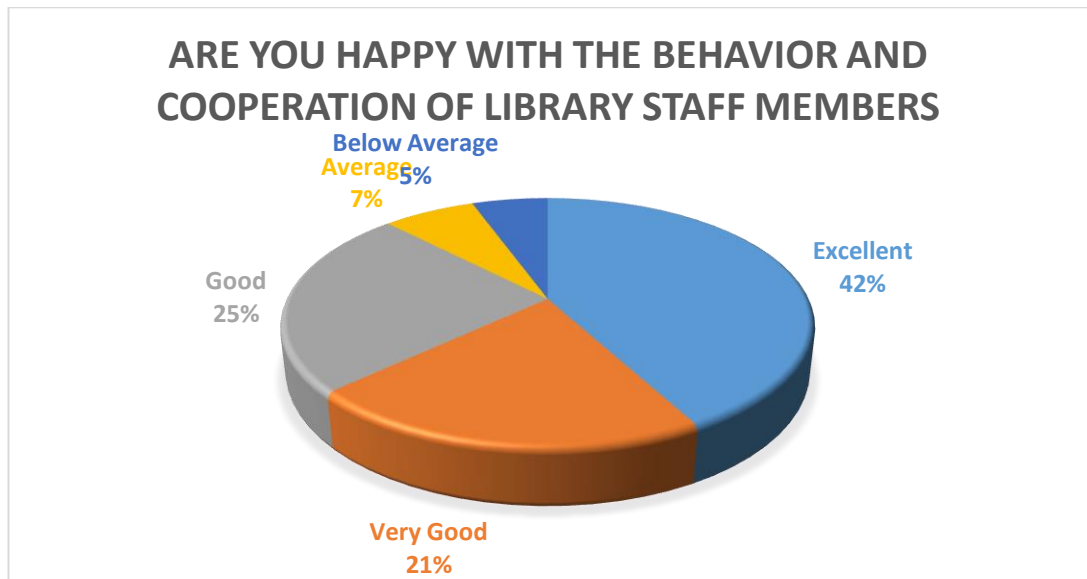
The majority of students are satisfied with the overall services provided by the library.

6. Are you satisfied with library timings



More than 50% of students are satisfied with the library timings. However, 9% of students are very dissatisfied with the library timings.

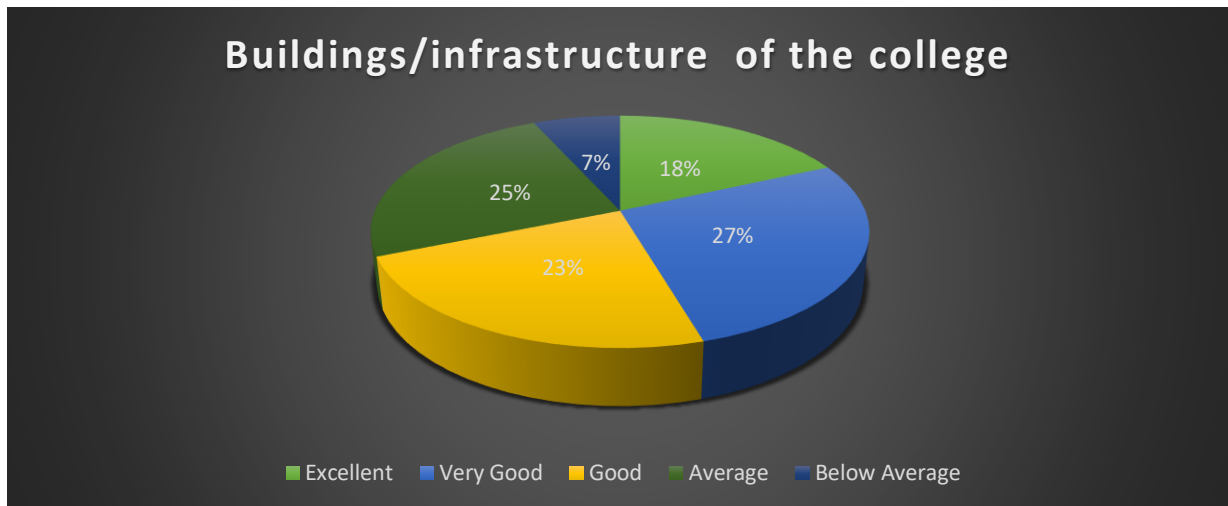
7. Are you happy with the behaviour and cooperation of library staff members



Most of the students participated in the feedback survey opined that they are very satisfied in the behavior and cooperation of library staff members.

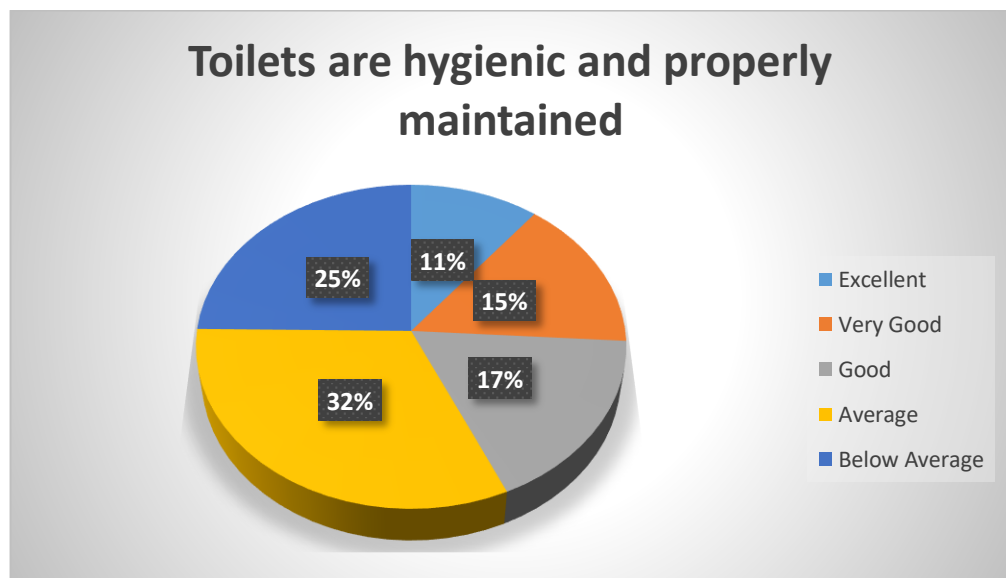
Feedback on infrastructural facilities of the College

1. Buildings/infrastructure of the college



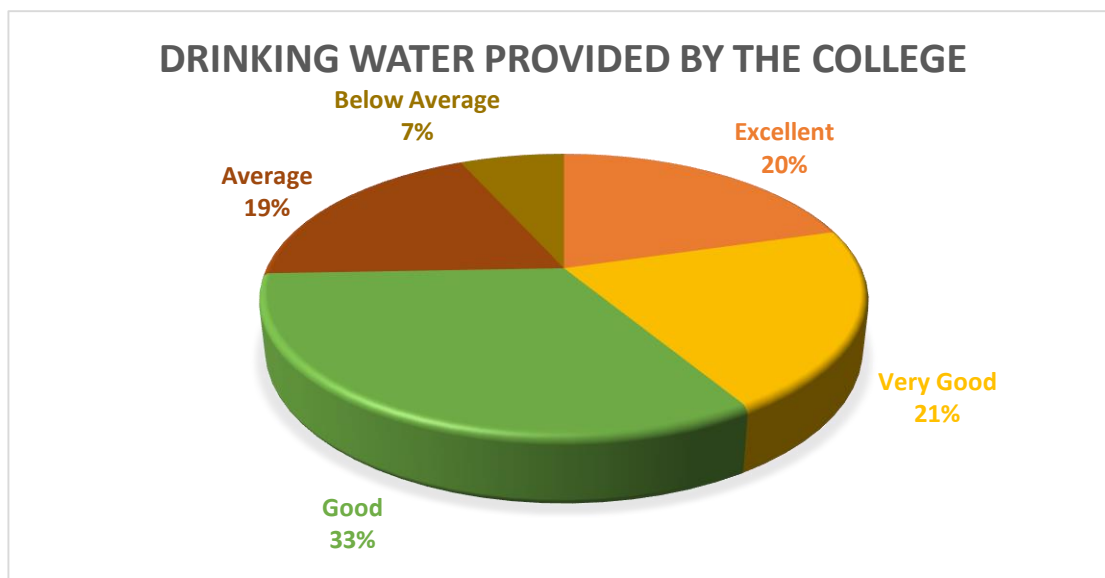
More than 50% of students opined that the infrastructural facilities offered by the college are very good.

2 Toilets are hygienic and properly maintained



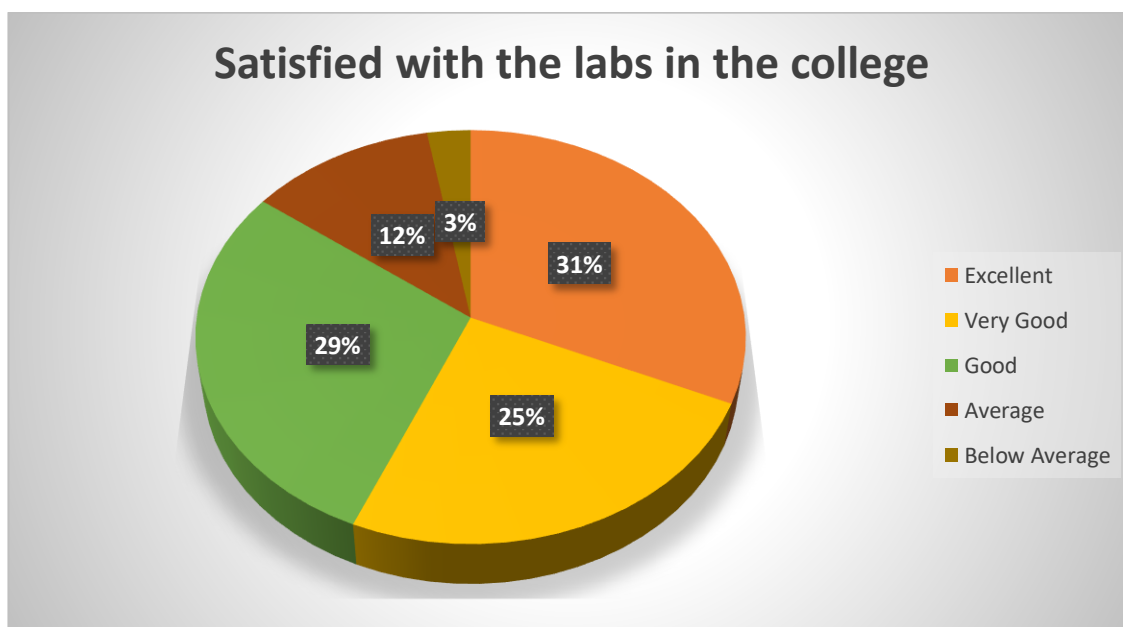
The majority of students complained that toilets are unhygienic and not properly maintained.

3. Drinking water provided by the college



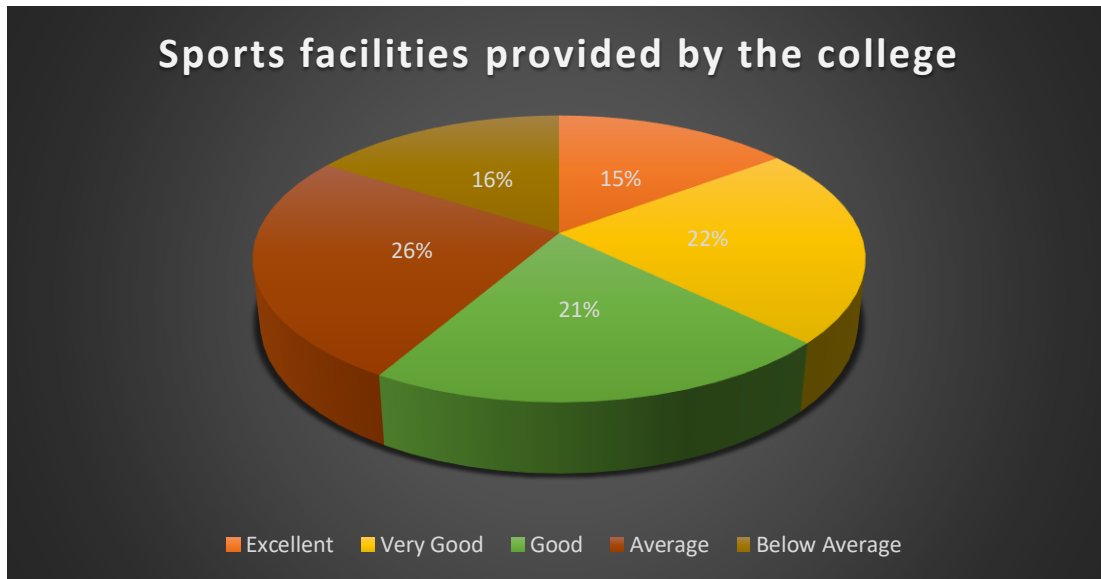
Students are satisfied with the drinking water facilities provided by the college.

4. Satisfied with the labs in the college



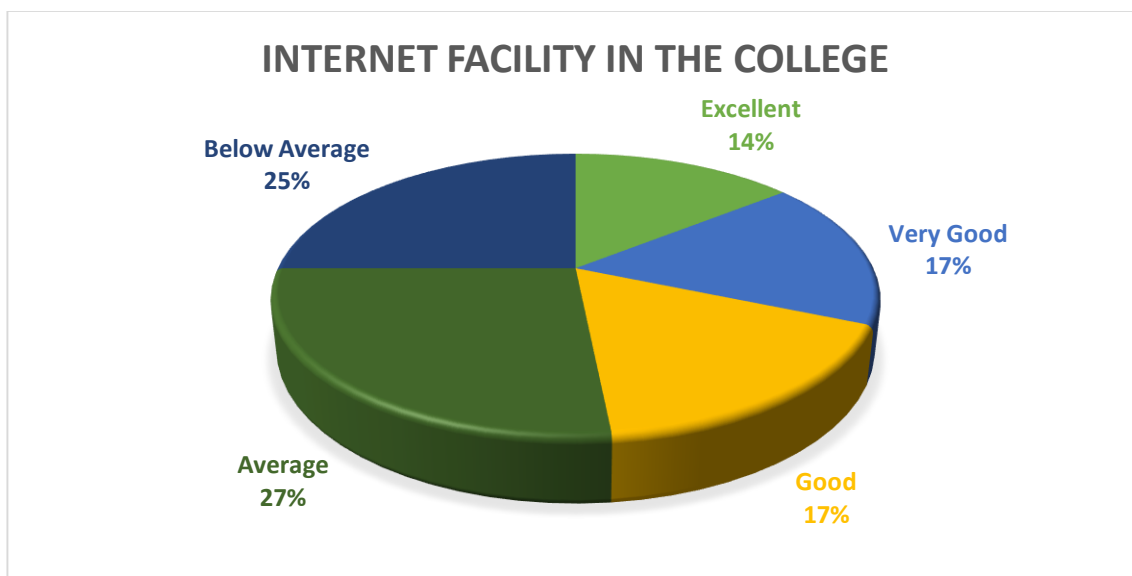
More than half of the students commented that they are satisfied with the laboratory facilities provided by the college.

5. Playground/ sports facilities provided by the college



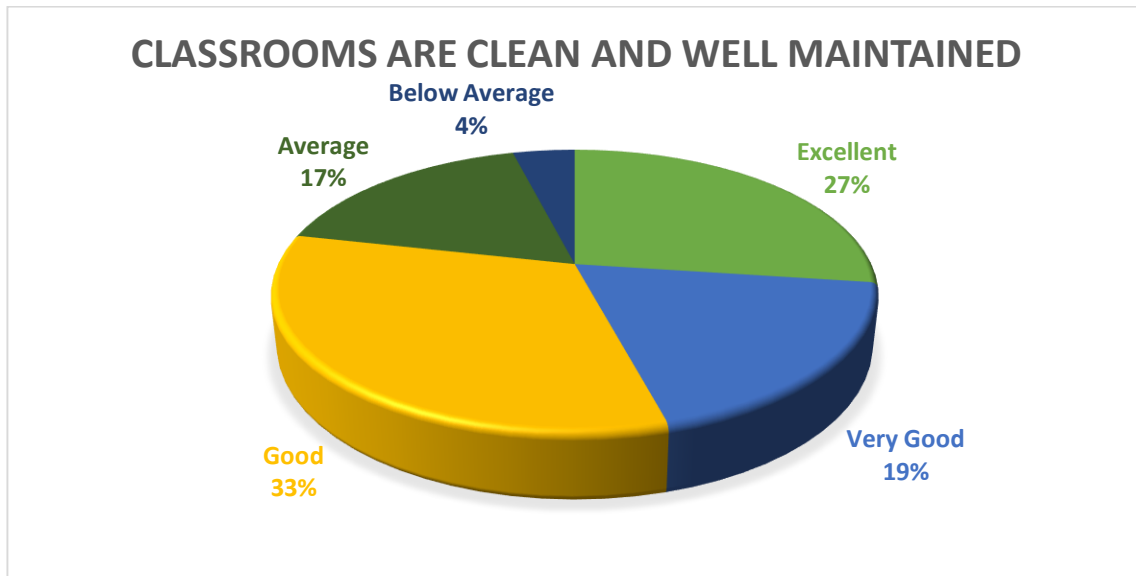
Only 15% of students opined that the sports facilities provided by the college are excellent. Around 50% of students complain about the sports facilities offered by the college.

6. Internet facility in the college



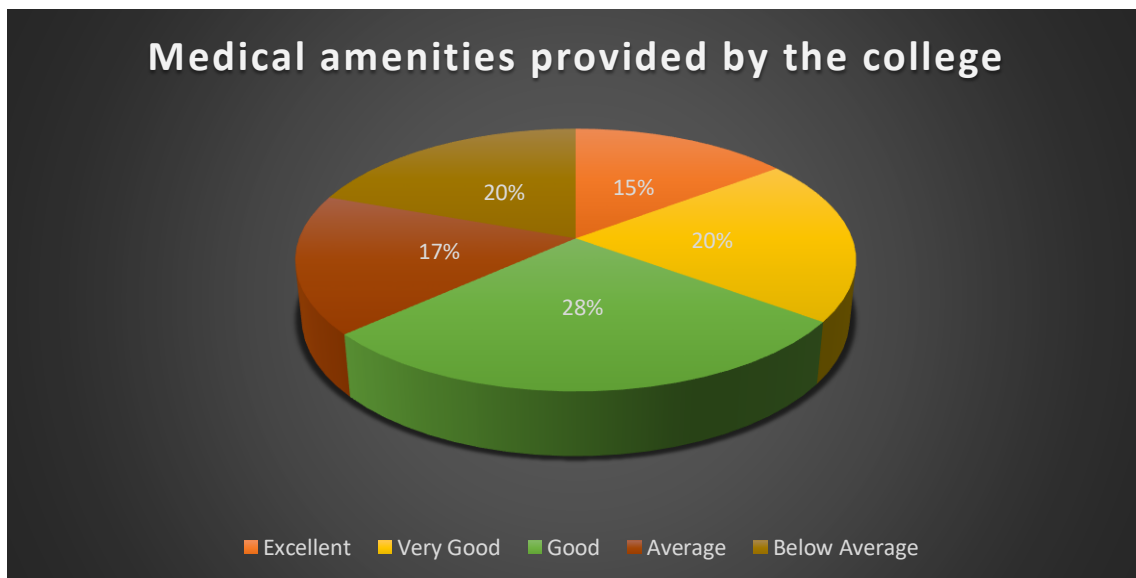
More than 50% of students complained about the internet facilities provided by the college. Only 14% students opined that the internet facilities offered by the college were excellent.

7. Classrooms are clean and well maintained



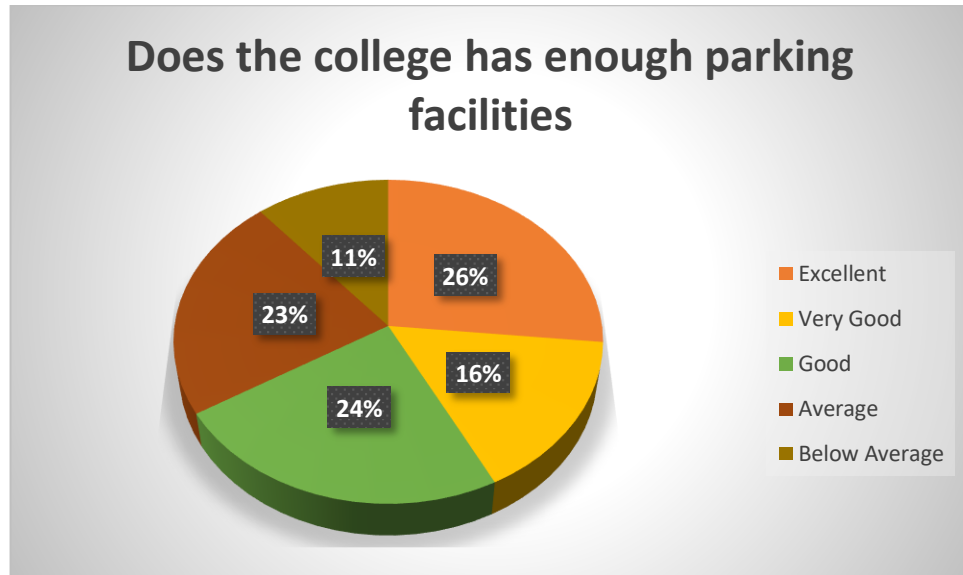
More than 70% of students of students commented that the classrooms are clean and well maintained.

8. Medical amenities provided by the college



Around 60% of students are satisfied with the medical amenities provided by the college. However, 20% of students opined that the medical facilities offered by the college are below their expectation.

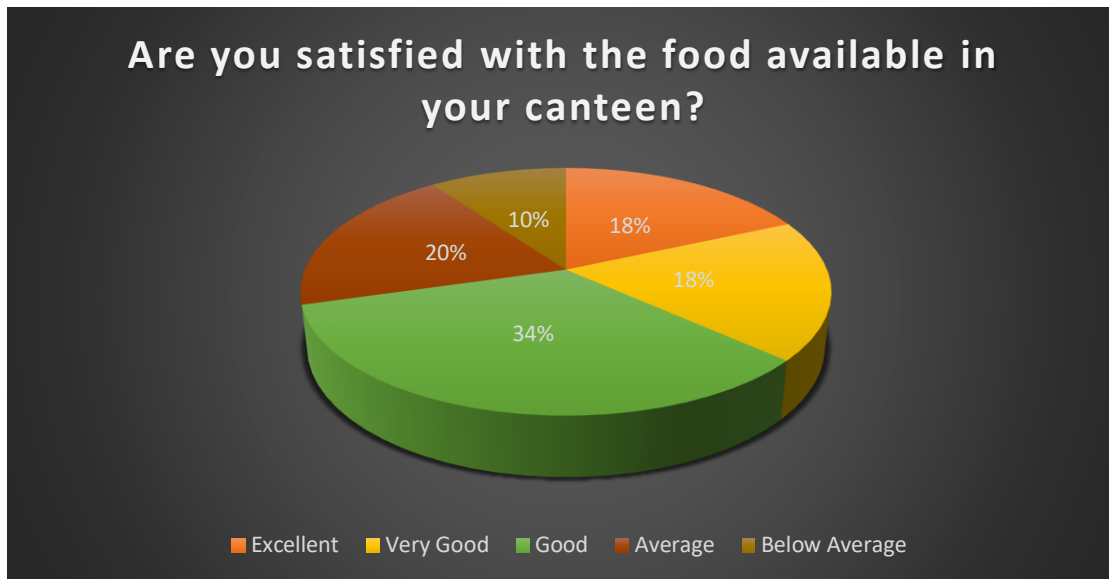
9. Does the college have enough parking facilities?



26% of students opined that the college provides excellent parking facilities. However, 11% of students complained that the parking facilities offered by the college are below their expectation.

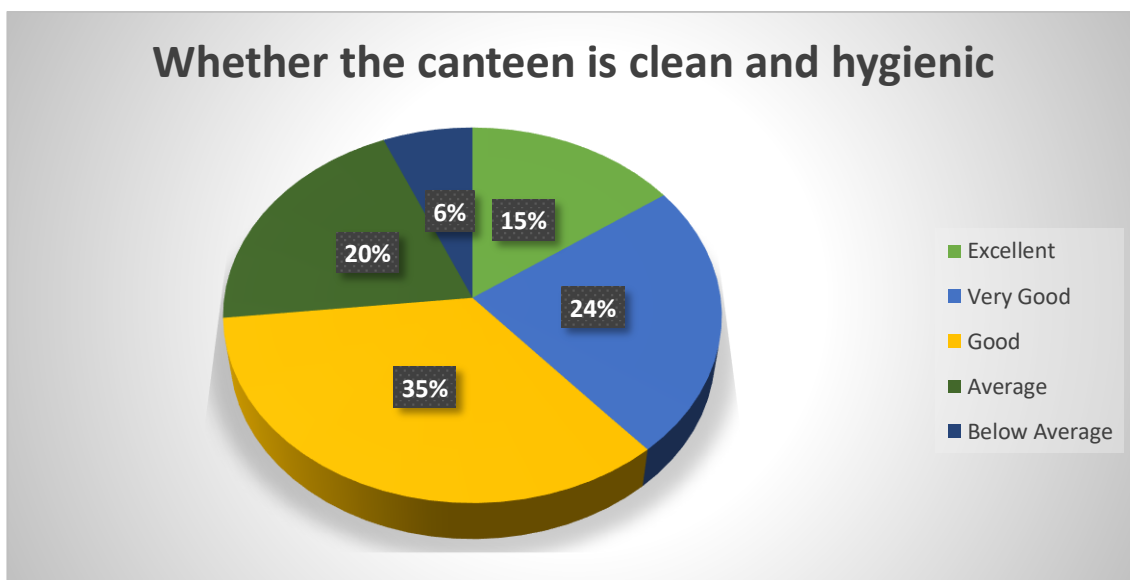
Feedback on Canteen Facilities Provided By the College

1. Are you satisfied with the food available in your canteen?



Majority of students are satisfied with the food available in the college canteen.

2. Whether the canteen is clean and hygienic?



More than half of the students commented that the canteen is clean and hygienic. However, 6% of students possess negative opinion towards this statement.

3. Whether the food is tasty and well-cooked



The majority of students opined that the food provided in college canteen is tasty and well cooked.

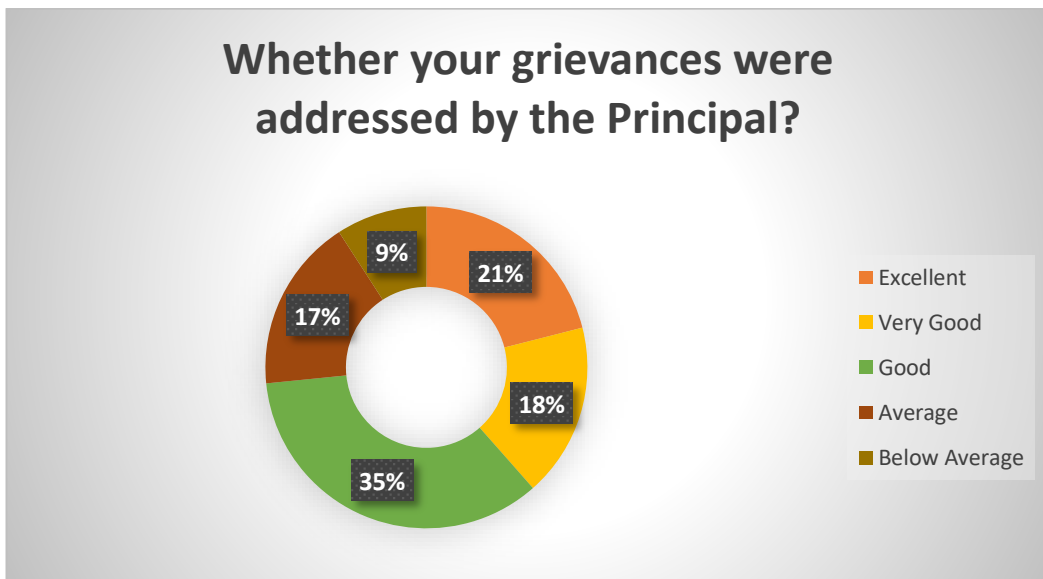
Feedback on the Administrative Function of the College

1. Are you satisfied with the services provided by the office staff?



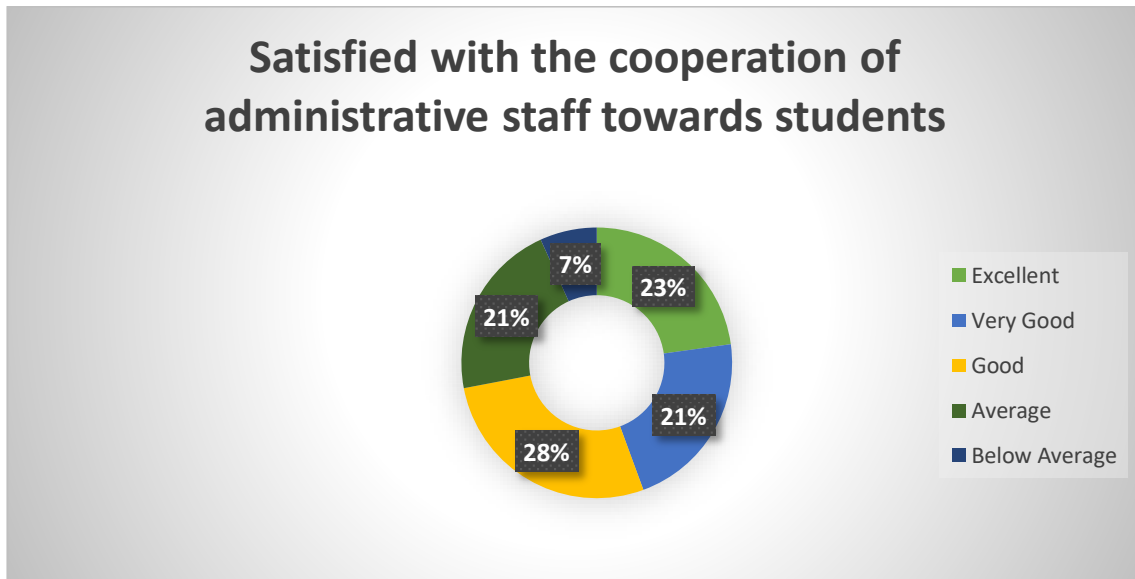
Students are satisfied with the services provided by the office staff.

2. Whether your grievances and complaints were addressed by the Principal?



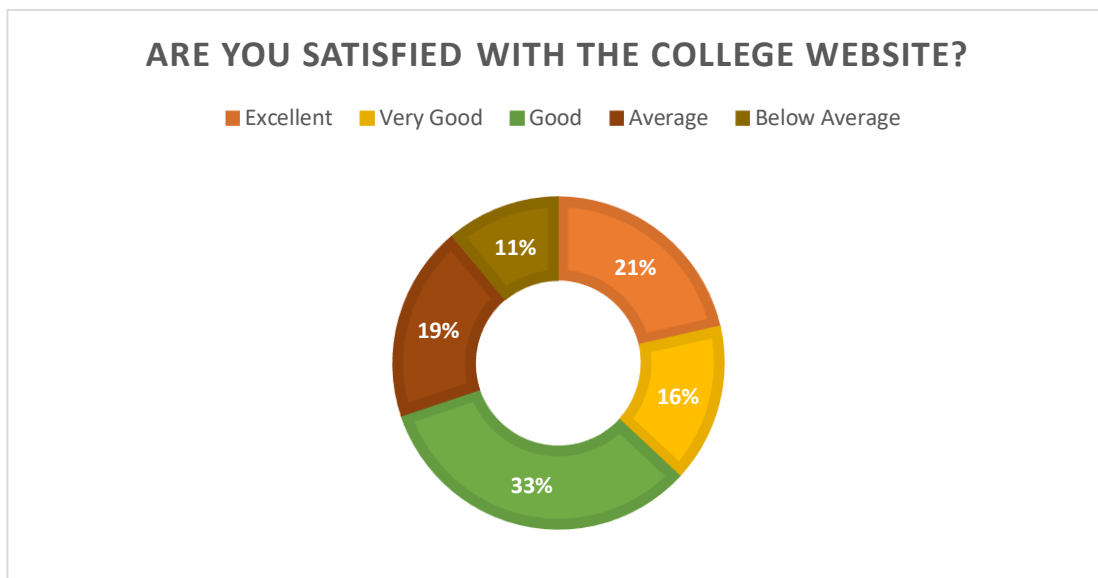
The majority of students commented that their grievances and complaints were addressed by the Principal. Only 9% of students complained that it is not properly addressed by the Principal.

3. Are you satisfied with the attitude and cooperation of administrative staff towards students?



Most of the students opined that they are satisfied with the cooperation of administrative staff towards students.

4. Are you satisfied with the college website?



21% of students commented that the college website are excellent, whereas 11% of students commented that it is below their expectation level.

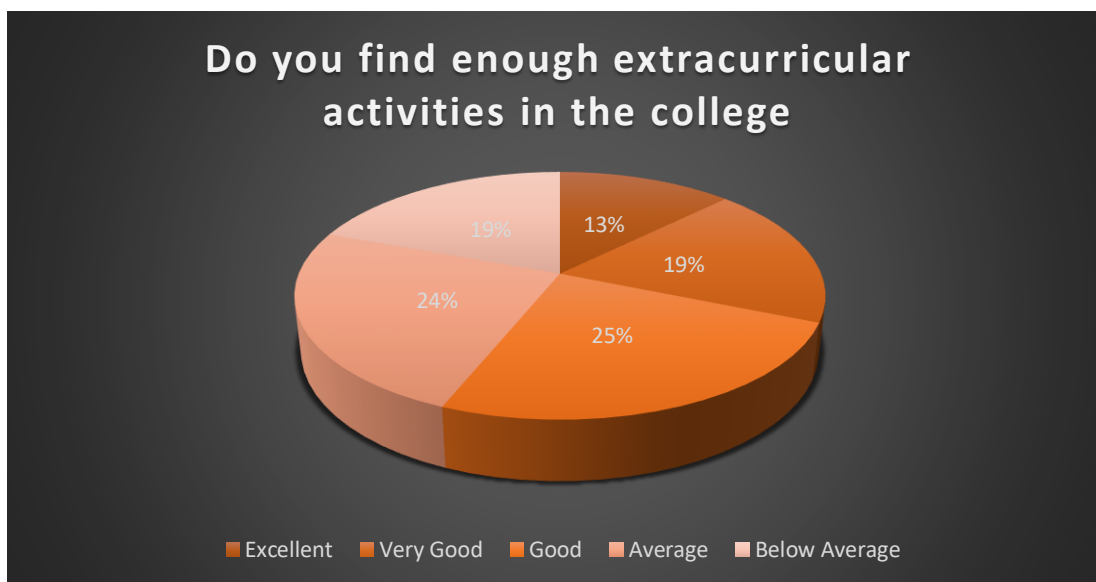
5. Do the office staff redress grievances on time?



40% of students opined that the office staff is very good in redressing their grievance on time. However, 6% of students have negative opinion on the statement.

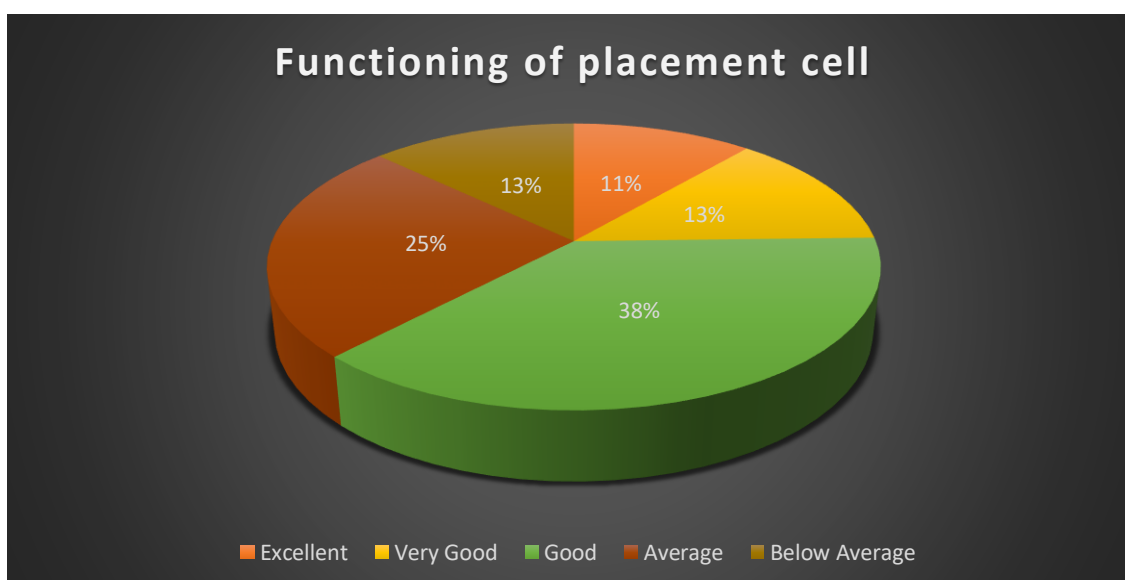
Feedback on Clubs and Activities Organized by the College

1. Do you find enough extracurricular activities in the college?



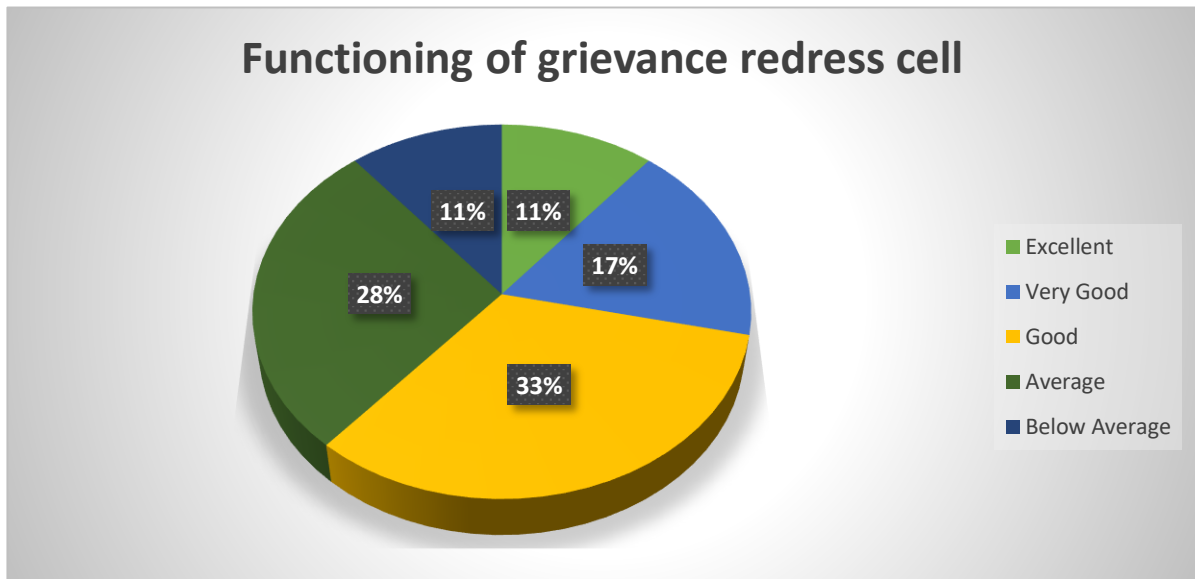
Around 50% of students opined that the college is not offering enough extracurricular activities to the students. Only 13% of students are satisfied with the extracurricular activities offered by the college.

2. Functioning of placement cell



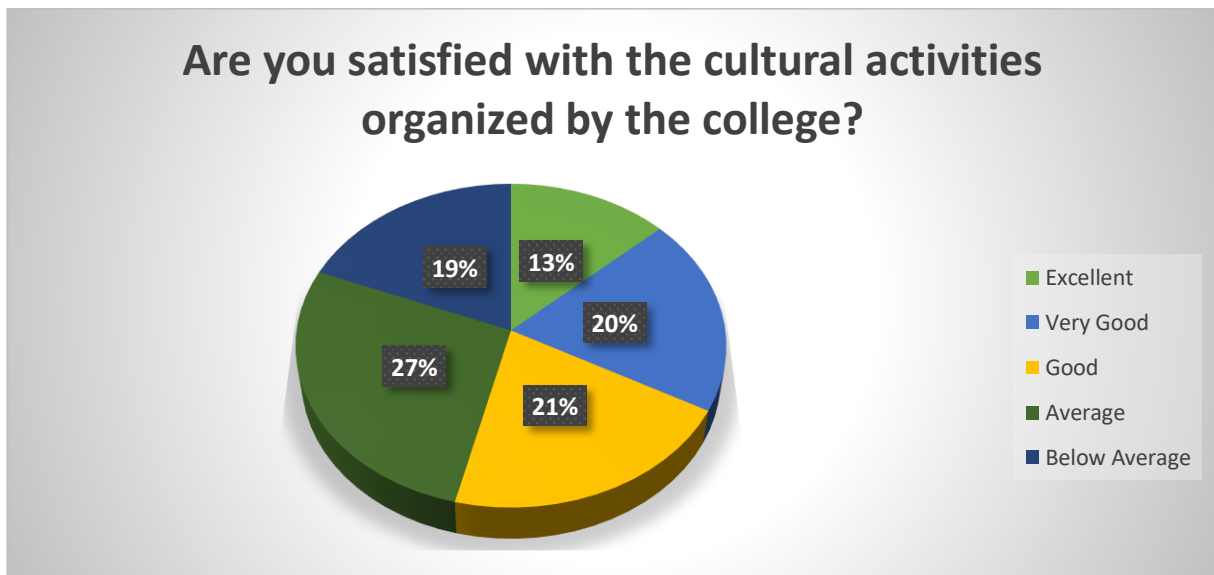
Most of the students are satisfied with the functioning of the placement cell. 13% of students commented that the functioning of the placement cell is below their expectation level.

3. Functioning of grievance redress cell



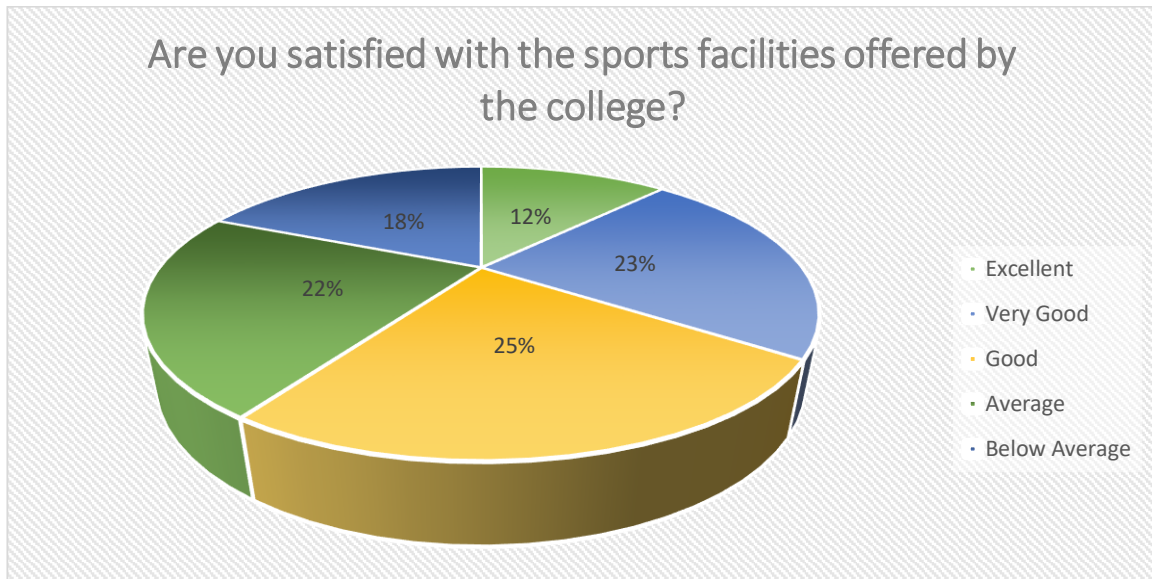
The majority of students opined that the functioning of grievance redress cell is good. However, 11% of students complained that the functioning is below their expectation level.

4. Are you satisfied with the cultural activities organized by the college?



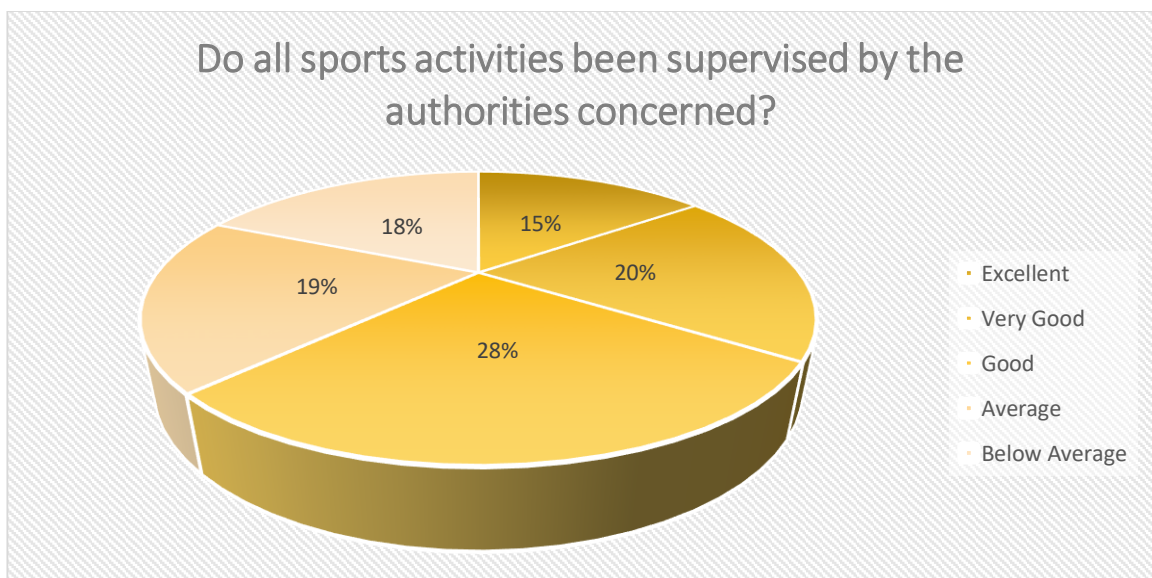
The majority of students are not satisfied with the cultural activities organized by the college.

5. Are you satisfied with the sports facilities offered by the college?



Around 40% of students are not satisfied with the sports facilities offered by the college. Around 60% of students provided average rating to the sports facilities offered by the college.

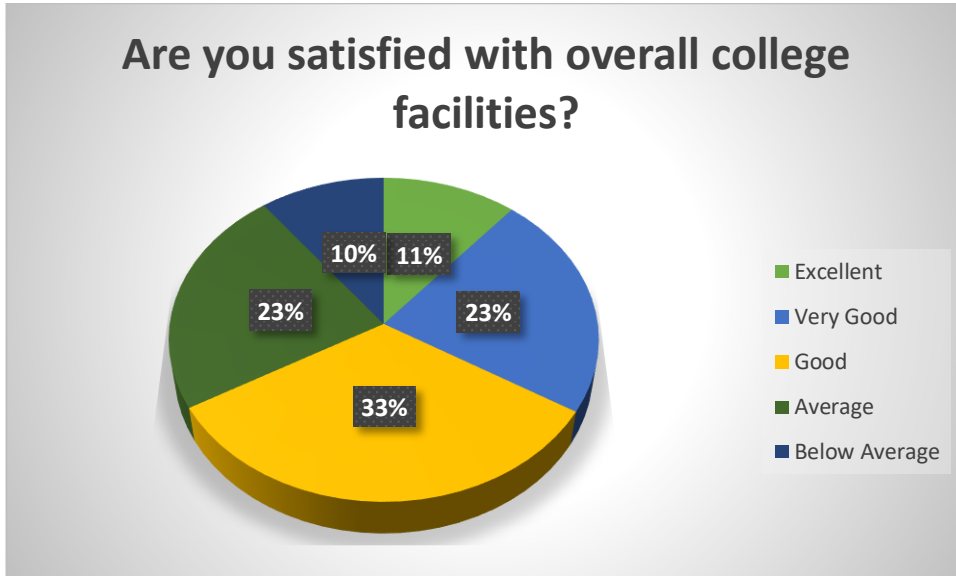
6. Do all sports activities have been supervised by the authorities concerned?



Only 35% of students opined that the sports activities are supervised by the authorities concerned. However, 18% of students complained that it is not properly supervised by the authorities concerned.

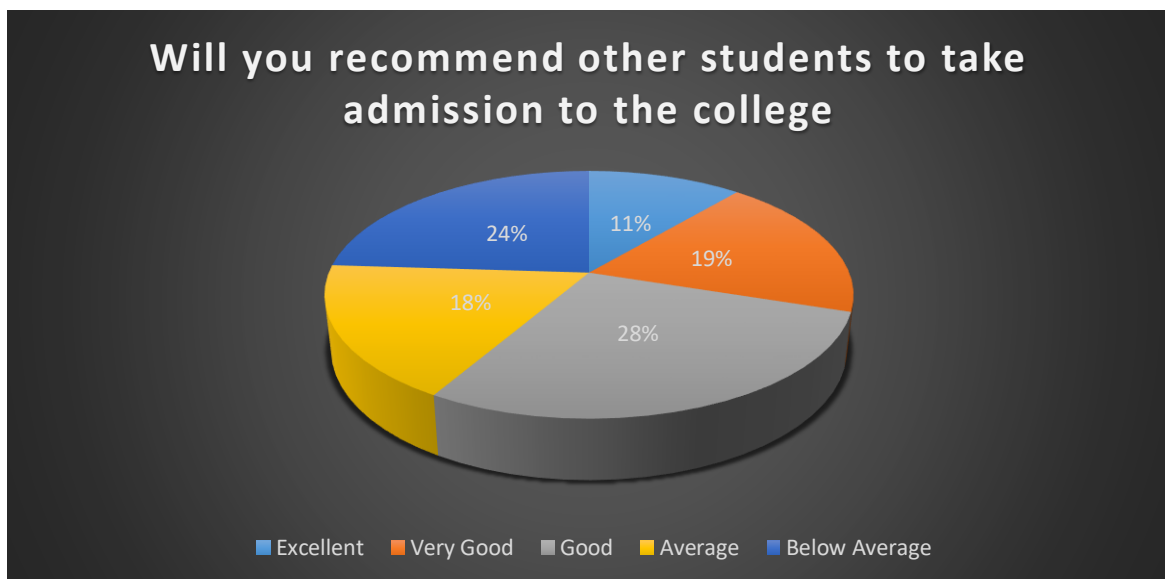
Feedback on the Overall Functioning of the College

1. Are you satisfied with overall college facilities?



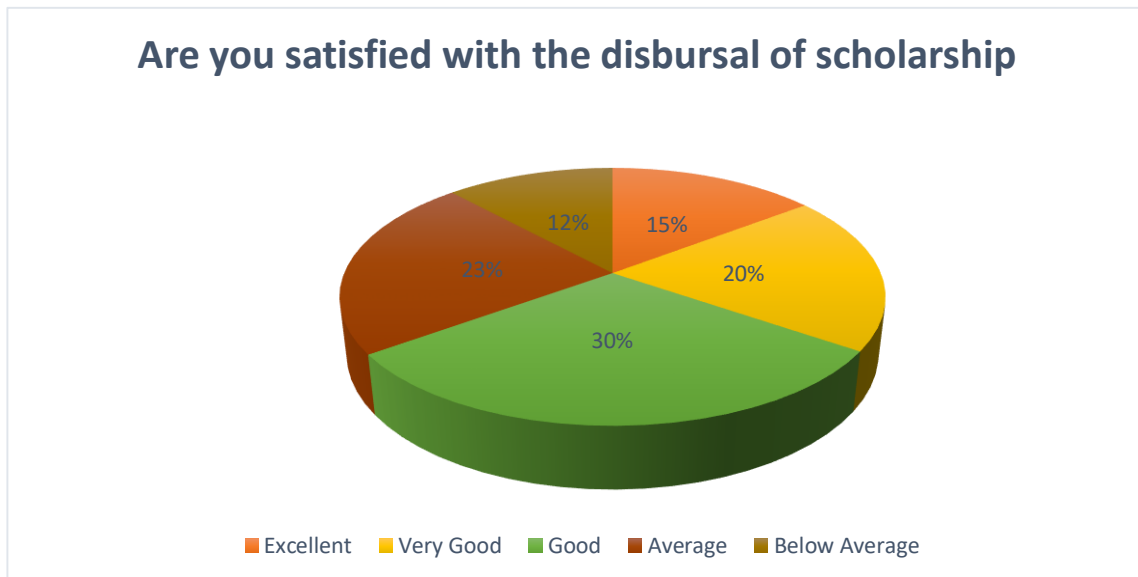
More than 50% of students are satisfied with the overall facilities offered by the college. Only 10% of students are dissatisfied with the overall functioning of the college.

2. Will you recommend other students to take admission to the college



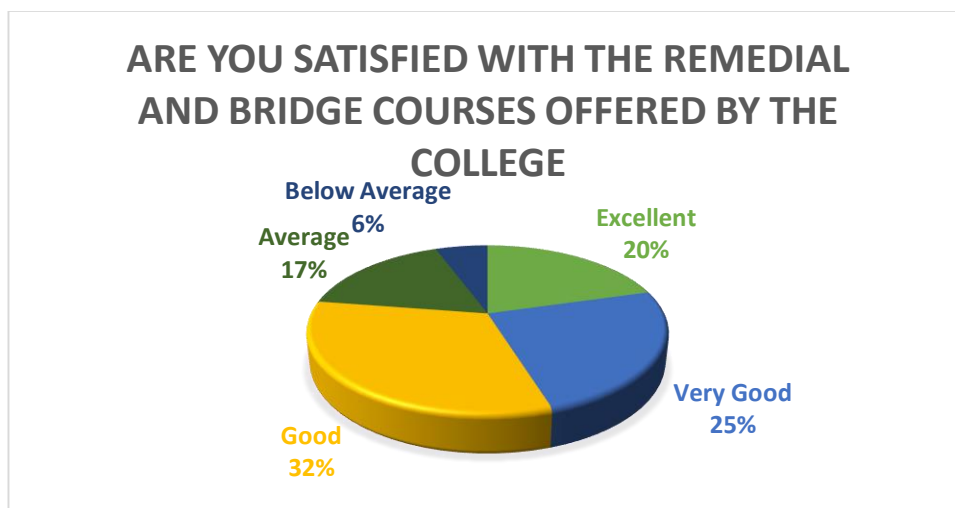
Around 50% of students opined that they will recommend other students to take admission to the college.

3. Are you satisfied with the disbursal of scholarship



35% of students are not satisfied with the disbursal of scholarship. Only 15% of students provide an excellent opinion on the disbursal of scholarships.

4. Are you satisfied with the remedial and bridge courses offered by the college?



The majority of students are satisfied with the remedial and bridge courses offered by the college. Only 6% of students possess negative opinion.

Students' Feedback on Teachers

Department of Food Science

Statements	Excellent	Very Good	Good	Average	Below Average	Total
The teacher covers the syllabus on time	62%	23%	14%	1%		100%
The teacher is regular and punctual in class	62%	20%	14%	4%		100%
The teacher provides guidance in academic and non academic matters	50%	26%	20%	4%		100%
Are you satisfied with the knowledge content of your teacher?	56%	27%	16%	1%		100%
The teacher encourages participation and discussion in class	48%	28%	21%	3%		100%
The teacher uses modern teaching aids/gadgets, hand outs web resources etc.	45%	22%	26%	5%	2%	100%
The teacher invites opinions and questions on the subject matter from students	46%	30%	22%	2%		100%
Teacher creates an interest in the subject	51%	24%	20%	3%	2%	100%
Periodical assessments are conducted as per schedule	52%	25%	20%	3%		100%
The teacher links the subject to real-life experiences and creates interest in the subject	46%	28%	23%	2%	1%	100%
Communicates clearly and efficiently	67%	15%	16%	2%		100%

Overall, students are very satisfied with the performance of teachers in the Food Science Department. However, a smaller percentage of students commented that the performance of teachers are not up to the expectations of students while using modern teaching gadgets and creating an interest in the subject by linking to the outside world

Department of Chemistry

Statements	Excellent	Very Good	Good	Average	Below Average	Total
The teacher covers the syllabus on time	100%					100%
The teacher is regular and punctual in class	100%					100%
The teacher provides guidance in academic and non academic matters	100%					100%
Are you satisfied with the knowledge content of your teacher?	100%					100%
The teacher encourages participation and discussion in class	99%		1%			100%
The teacher uses modern teaching aids/gadgets, hand outs web resources etc.	100%					100%
The teacher invites opinions and questions on the subject matter from students	100%					100%
Teacher creates an interest in the subject	100%					100%
Periodical assessments are conducted as per schedule	100%					100%
The teacher links the subject to real-life experiences and creates interest in the subject	100%					100%
Communicates clearly and efficiently	100%					100%

All the Students have an excellent opinion about the performance of the faculties in the Department of Chemistry. In the case of the teacher encouraging participation and discussion in class, only one student has a difference of opinion, and for all other statements they provide an excellent opinion.

Department of Physics

Statements	Excellent	Very Good	Good	Average	Below Average	Total
The teacher covers the syllabus on time	86%	10%	4%			100%
The teacher is regular and punctual in class	91%	5%	2%	2%		100%
The teacher provides guidance in academic and non academic matters	81%	11%	8%			100%
Are you satisfied with the knowledge content of your teacher?	89%	8%	3%			100%
The teacher encourages participation and discussion in class	84%	10%	6%			100%
The teacher uses modern teaching aids/gadgets, hand outs web resources etc.	77%	17%	6%			100%
The teacher invites opinions and questions on the subject matter from students	84%	11%	5%			100%
Teacher creates an interest in the subject	86%	9%	5%			100%
Periodical assessments are conducted as per schedule	86%	8%	6%			100%
The teacher links the subject to real-life experiences and creates interest in the subject	90%	6%	4%			100%
Communicates clearly and efficiently	87%	9%	4%			100%

From the feedback analysis, it is evident that the majority of students provides an excellent opinion about the faculties in the Department of Physics.

Department of Zoology

Statements	Excellent	Very Good	Good	Average	Below Average	Total
The teacher covers the syllabus on time	71%	16%	11%	2%		100%
The teacher is regular and punctual in class	75%	20%	3%	2%		100%
The teacher provides guidance in academic and non academic matters	80%	15%	5%			100%
Are you satisfied with the knowledge content of your teacher?	92%	8%				100%
The teacher encourages participation and discussion in class	84%	13%	3%			100%
The teacher uses modern teaching aids/gadgets, hand outs web resources etc.	56%	19%	24%	1%		100%
The teacher invites opinions and questions on the subject matter from students	78%	18%	4%			100%
Teacher creates an interest in the subject	75%	18%	6%	1%		100%
Periodical assessments are conducted as per schedule	66%	24%	8%	2%		100%
The teacher links the subject to real-life experiences and creates interest in the subject	65%	20%	13%	2%		100%
Communicates clearly and efficiently	89%	8%	1%	2%		100%

The majority of students in the zoology department commented on the performance of their teachers as excellent. However, a lower percentage of students have some negative opinion and they commented that the performance of their teachers is only average on the given statements.

Department of Politics

Statements	Excellent	Very Good	Good	Average	Below Average	Total
The teacher covers the syllabus on time	81%	14%	5%			100%
The teacher is regular and punctual in class	77%	18%	5%			100%
The teacher provides guidance in academic and non academic matters	76%	15%	7%	2%		100%
Are you satisfied with the knowledge content of your teacher?	81%	16%	3%			100%
The teacher encourages participation and discussion in class	74%	19%	3%	2%	2%	100%
The teacher uses modern teaching aids/gadgets, hand outs web resources etc.	73%	24%	3%			100%
The teacher invites opinions and questions on the subject matter from students	77%	18%	5%			100%
Teacher creates an interest in the subject	78%	15%	6%	1%		100%
Periodical assessments are conducted as per schedule	74%	21%	5%			100%
The teacher links the subject to real-life experiences and creates interest in the subject	81%	13%	6%			100%
Communicates clearly and efficiently	84%	12%	4%			100%

From the feedback analysis, it is evident that the majority of students provide an excellent opinion about the faculties in the Department of Political Science. Only 2% of students commented that the performance of teachers are below average in creating participative environment in the classroom.

Department of Commerce

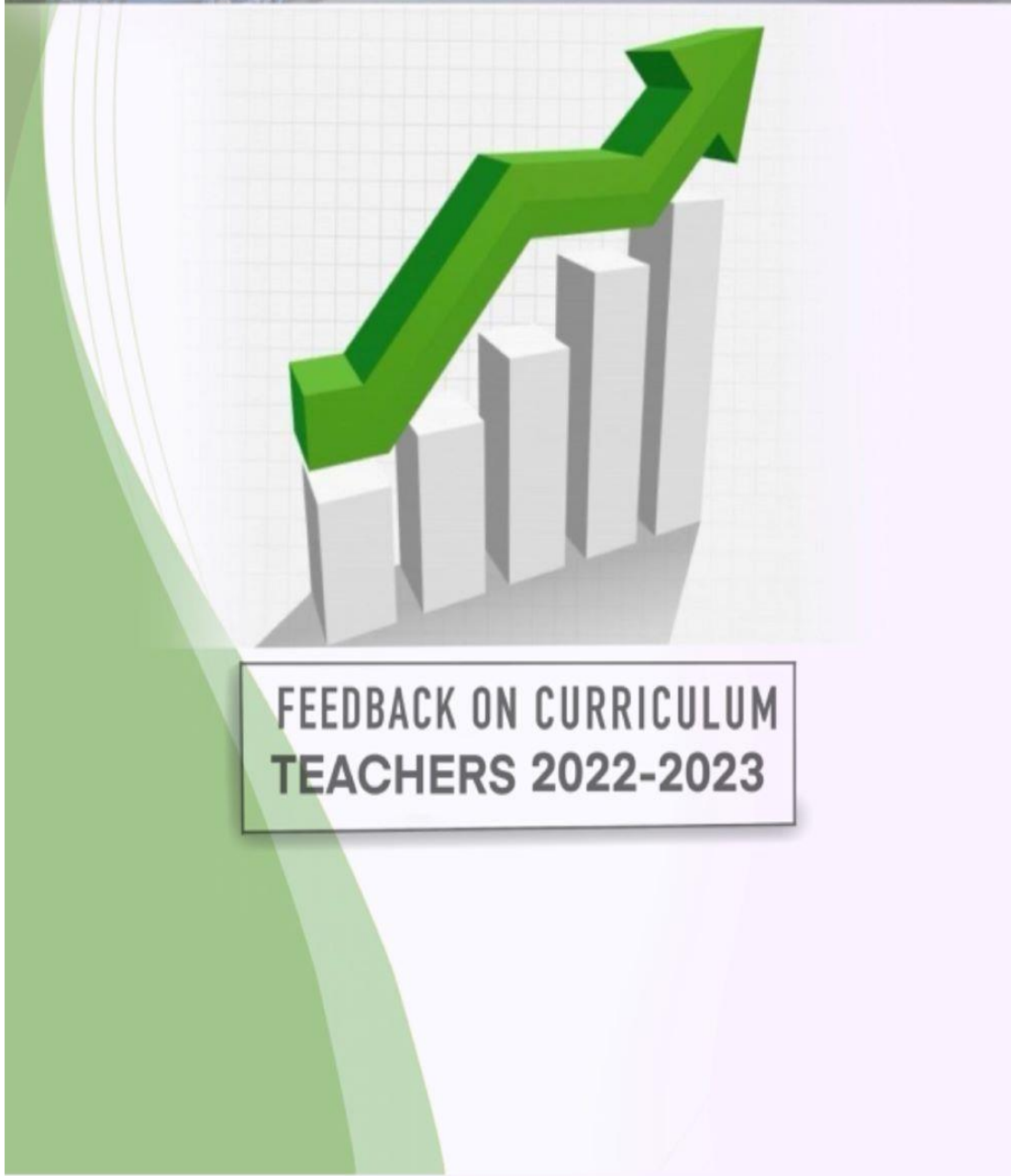

	Excellent	Very Good	Good	Average	Below Average	Total
The teacher covers the syllabus on time	75%	12%	11%	2%		100%
The teacher is regular and punctual in class	85%	10%	5%			100%
The teacher provides guidance in academic and non academic matters	57%	21%	18%	4%		100%
Are you satisfied with the knowledge content of your teacher?	53%	33%	10%	4%		100%
The teacher encourages participation and discussion in class	51%	25%	20%	4%		100%
The teacher uses modern teaching aids/gadgets, hand outs web resources etc.	41%	31%	24%	4%		100%
The teacher invites opinions and questions on the subject matter from students	47%	31%	20%	2%		100%
Teacher creates an interest in the subject	56%	18%	20%	6%		100%
Periodical assessments are conducted as per schedule	54%	28%	16%	2%		100%
The teacher links the subject to real-life experiences and creates interest in the subject	57%	21%	15%	7%		100%
Communicates clearly and efficiently	65%	22%	10%	3%		100%

The majority of students are satisfied with the performance of teachers in the Department of Commerce. However, around 8% of students have some displeasure with the performance of their teachers.

Department of Economics

Statements	Excellent	Very Good	Good	Average	Below Average	Total
The teacher covers the syllabus on time	61%	22%	15%	2%		100%
The teacher is regular and punctual in class	52%	28%	17%	3%		100%
The teacher provides guidance in academic and non academic matters	50%	29%	18%	3%		100%
Are you satisfied with the knowledge content of your teacher?	58%	23%	16%	3%		100%
The teacher encourages participation and discussion in class	52%	29%	15%	3%	1%	100%
The teacher uses modern teaching aids/gadgets, hand outs web resources etc.	44%	35%	19%	2%		100%
The teacher invites opinions and questions on the subject matter from students	50%	31%	16%	2%	1%	100%
Teacher creates an interest in the subject	50%	28%	19%	3%		100%
Periodical assessments are conducted as per schedule	51%	27%	20%	2%		100%
The teacher links the subject to real-life experiences and creates interest in the subject	46%	32%	19%	3%		100%
Communicates clearly and efficiently	60%	21%	16%	2%	1%	100%

Around 50% of students commented that the performance of the teachers are excellent. However, one percentage of students commented that it is below average level.



**FEEDBACK ON CURRICULUM
TEACHERS 2022-2023**

CONTENTS

	TITLE
1	INTRODUCTION
2	FEEDBACK COMMITTEE
3	FEEDBACK METHODOLOGY
4	FEEDBACK PROCESS
5	FEEDBACK ANALYSIS OF TEACHERS

1. INTRODUCTION

Feedback collection and analysis play a vital role in effective curriculum discharge. The feedback committee and the IQAC are entrusted with the responsibility of collecting the valuable suggestions and recommendations from teachers, alumni, employers and students. Teachers' feedback on the existing curriculum exposes the strengths and flaws of the curriculum as they are the tangible source and proponents of curriculum.

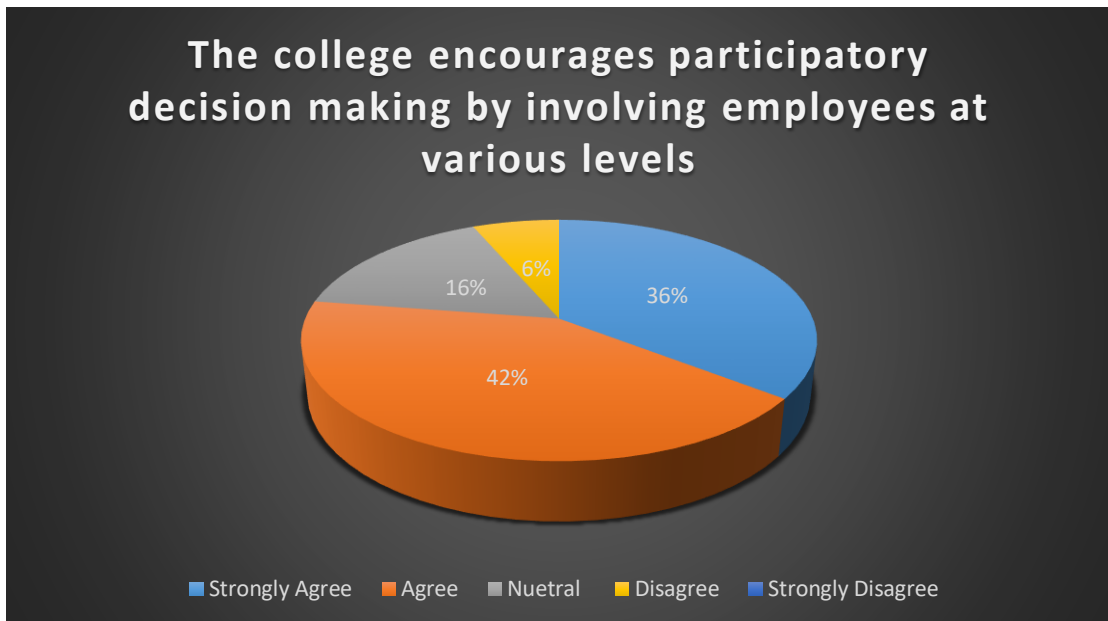
2. FEEDBACK COMMITTEE

This committee has the sole right to distribute, analyze and file the responses they received through feedbacks. They forward these suggestions to the IQAC and the Council for further action.

3. FEEDBACK METHODOLOGY

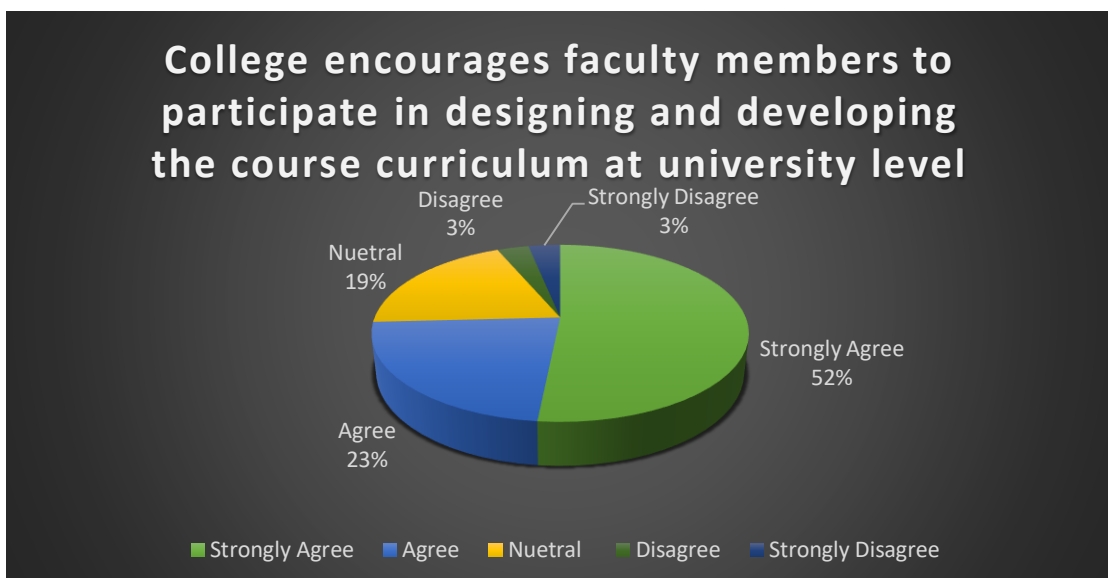
Feedback from teachers is recorded through Google forms and through staff/council and academic meetings. Their suggestions and recommendations are discussed and analyzed by the IQAC and other apex committees before forwarding it to the Universities concerned.

1. The college encourages participatory decision-making by involving employees at various levels



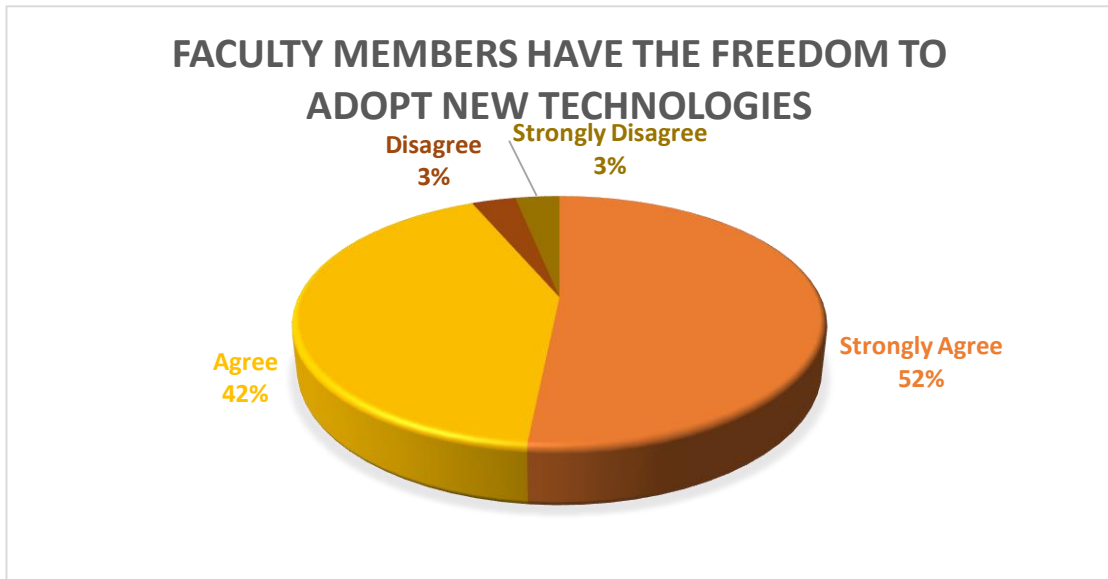
The majority of teachers opined that the college encourages participatory decision-making by involving employees at various levels. However, 16% of teachers neutrally commented on the statement whereas 6% of teachers disagreed with the statement.

2. The college encourages faculty members to participate in designing and developing the course curriculum at the university level



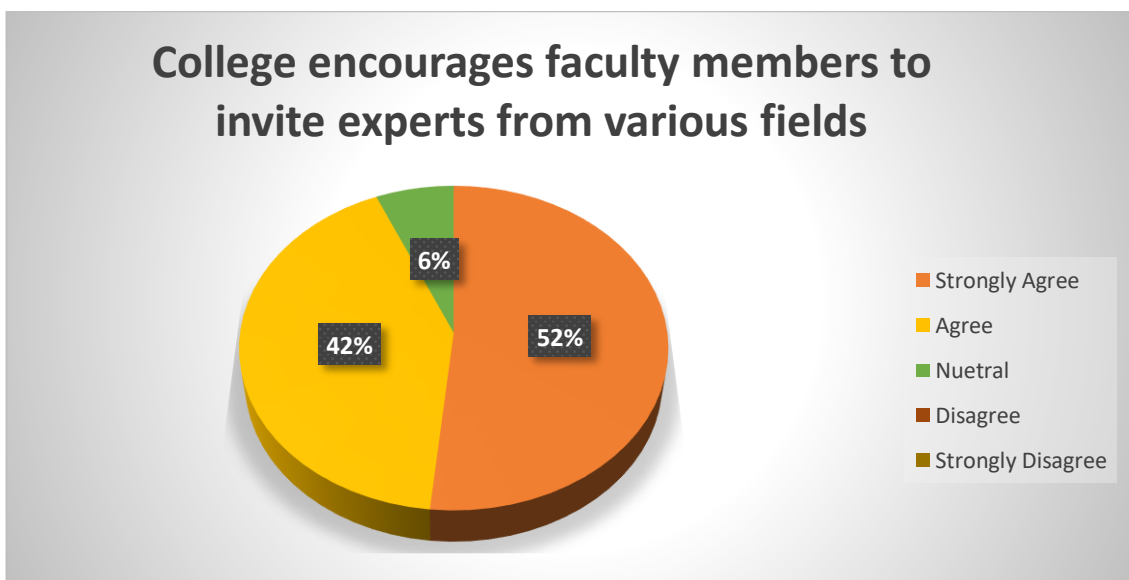
52% of faculty members opined that the college encourages faculty members to participate in designing and developing course curriculum. However, some of the faculty members opined that the college is not encouraging faculty members to participate in designing and developing the course curriculum at the university level.

3. Faculty members have the freedom to adopt new technologies/ strategies of teaching such as group discussions, seminar presentations, etc.



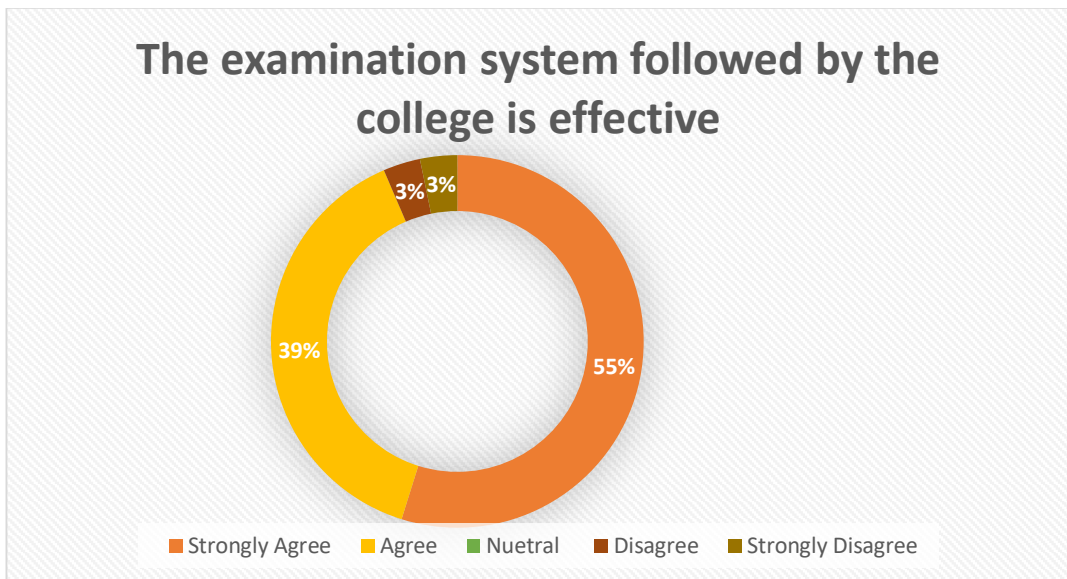
Most of the faculty members opined that the college provides freedom to adopt new technologies.

4. The college encourages faculty members to invite experts from academia, research and institutions, and industry in workshops/seminars etc. organized by respective Departments



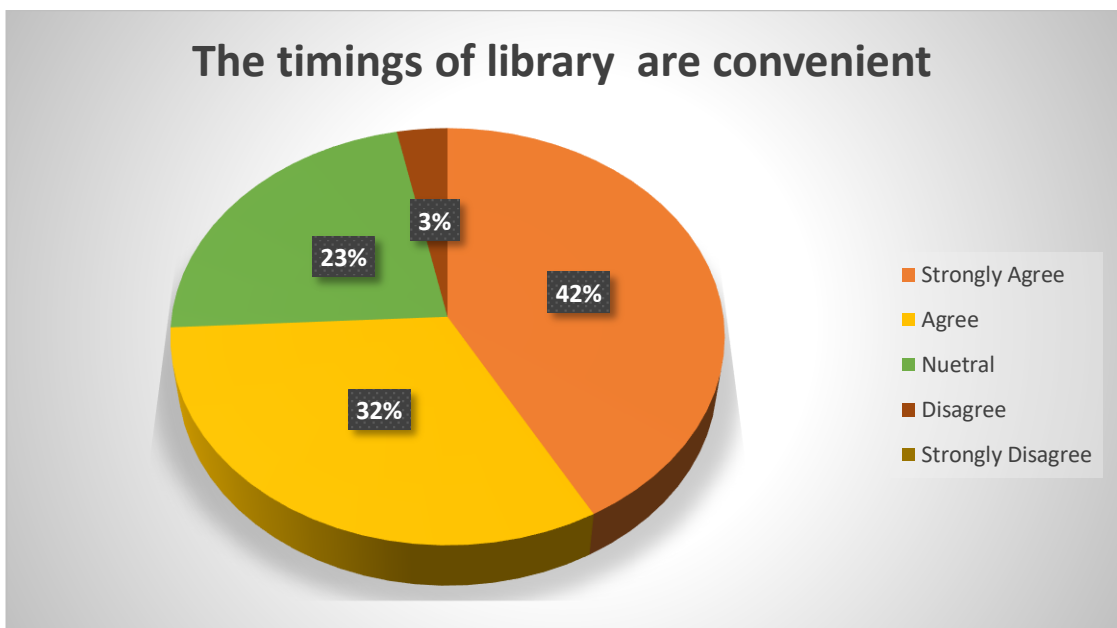
The majority of teachers opined that the college encourages faculty members to invite experts from various fields.

5. The examination and evaluation system followed by the college is effective and fair in judging students' academic performance



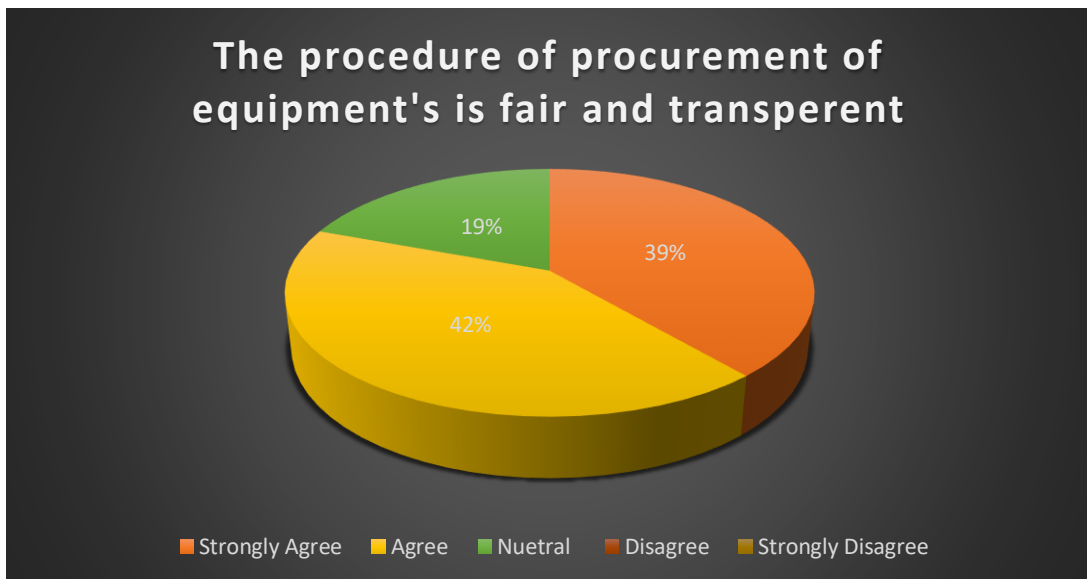
More than 90% of faculty members opined that the examination system followed by the college is effective and fair in judging students' academic performance

6. The timings of the library, as well as the procedure for issues/ return of books in the library, are convenient



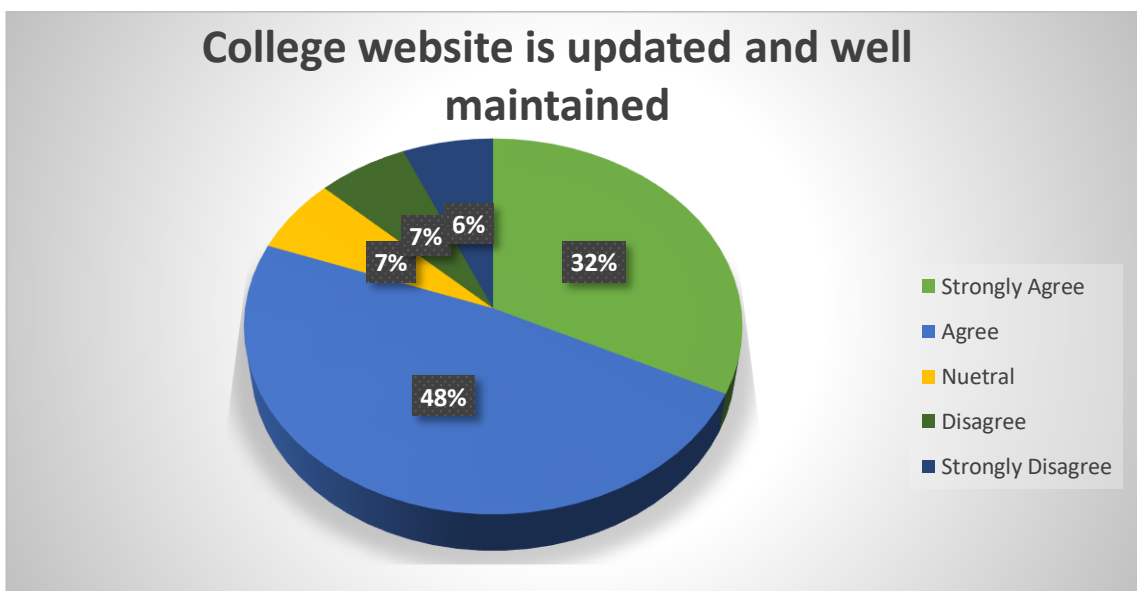
The majority of the faculty members opined that the timings of the library are convenient whereas 23% of the academic staff provided a neutral opinion towards the statement.

7. The procedure of procurement of equipment's software etc. in your department is fair and transparent



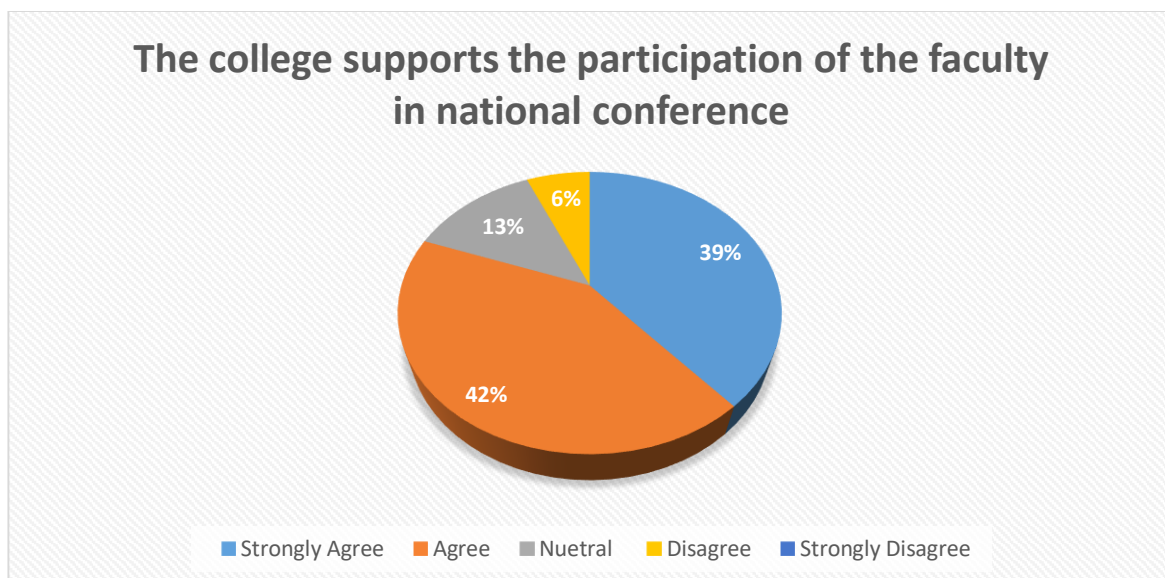
Most of the faculty members opined that the procedure of procurement of equipment's software etc. in their department is fair and transparent. However, 19% of faculty members provide a neutral opinion of the statement.

8. The college website is updated and well-maintained



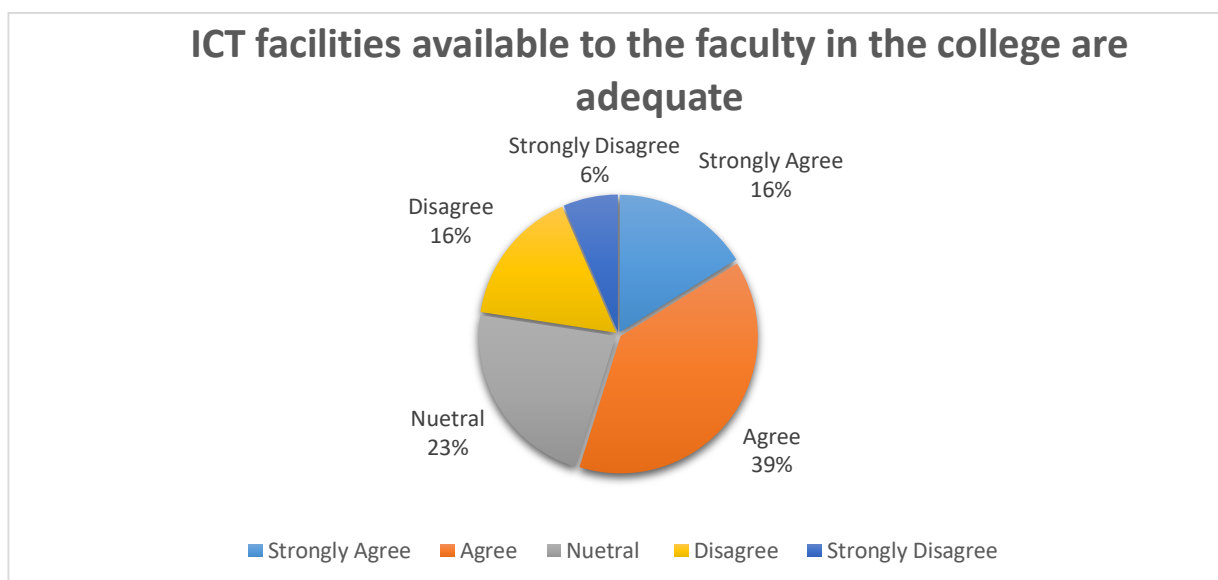
More than half of the faculty members commented that the college website is updated and well-maintained. However, around 20% of faculty members think that it needs improvement.

9. The college supports the participation of the faculty in national conferences/seminars/symposia by providing academic leave



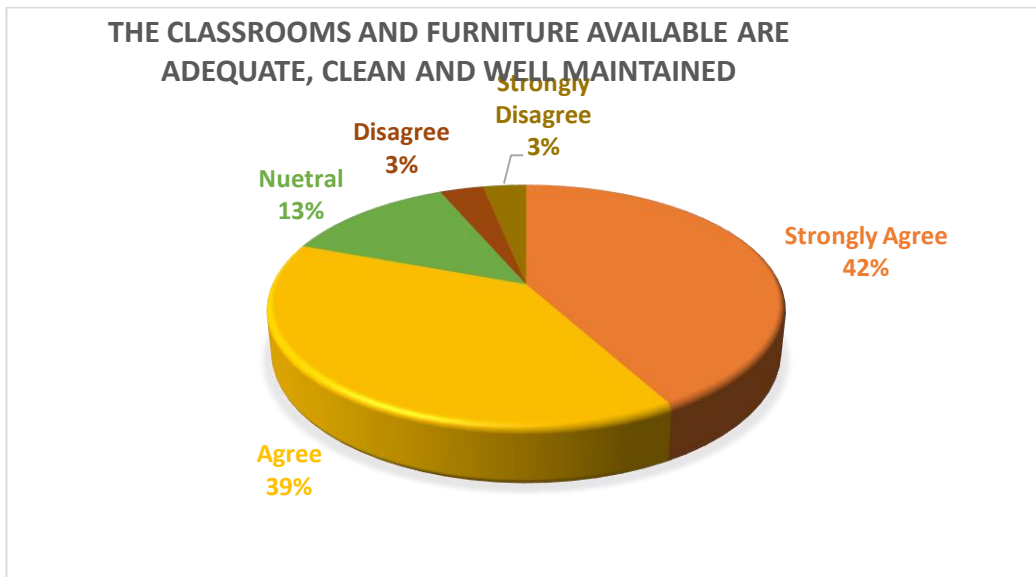
The majority of faculty members opined that the college supports the participation of the faculty in national conferences/seminars/ symposia by providing academic leave. However, some of the faculty members disagree with this statement.

10. ICT facilities available to the faculty in the college are adequate and satisfactory



More than 40% of faculty members believe that the ICT facilities available to the faculty in the college are not adequate. Only 16% of the faculty members strongly agree with this statement.

11. The classrooms and furniture available are adequate, clean, and well-maintained



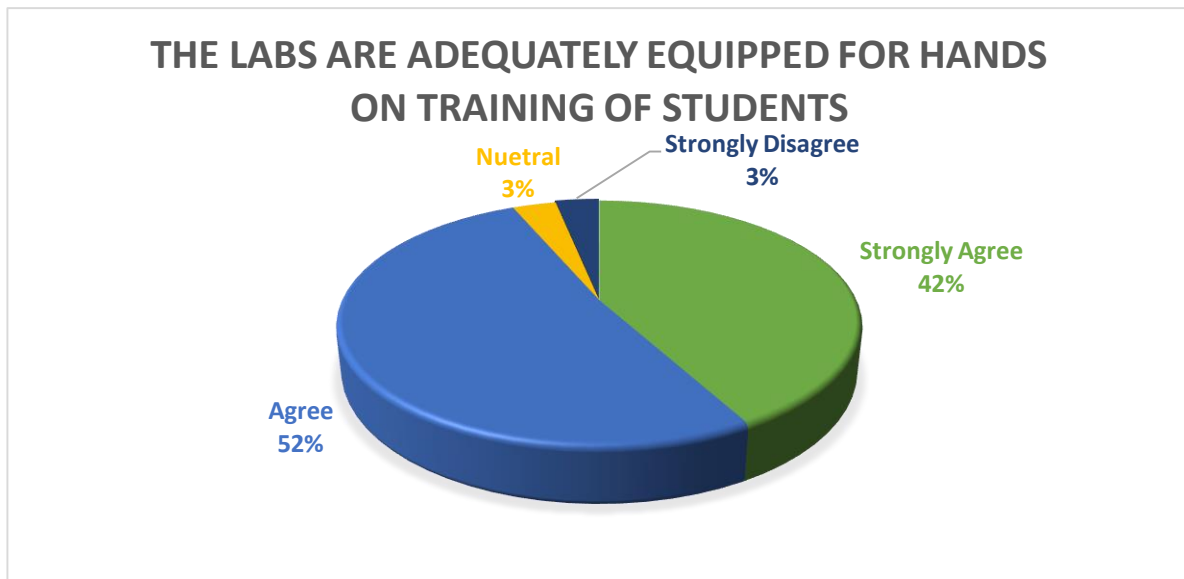
More than half of the faculty members commented that the classroom and furniture available are adequate, clean, and well-maintained. Around 20% of faculty members opined that it needs to be improved.

12. The toilets are sufficient, clean, and well-maintained



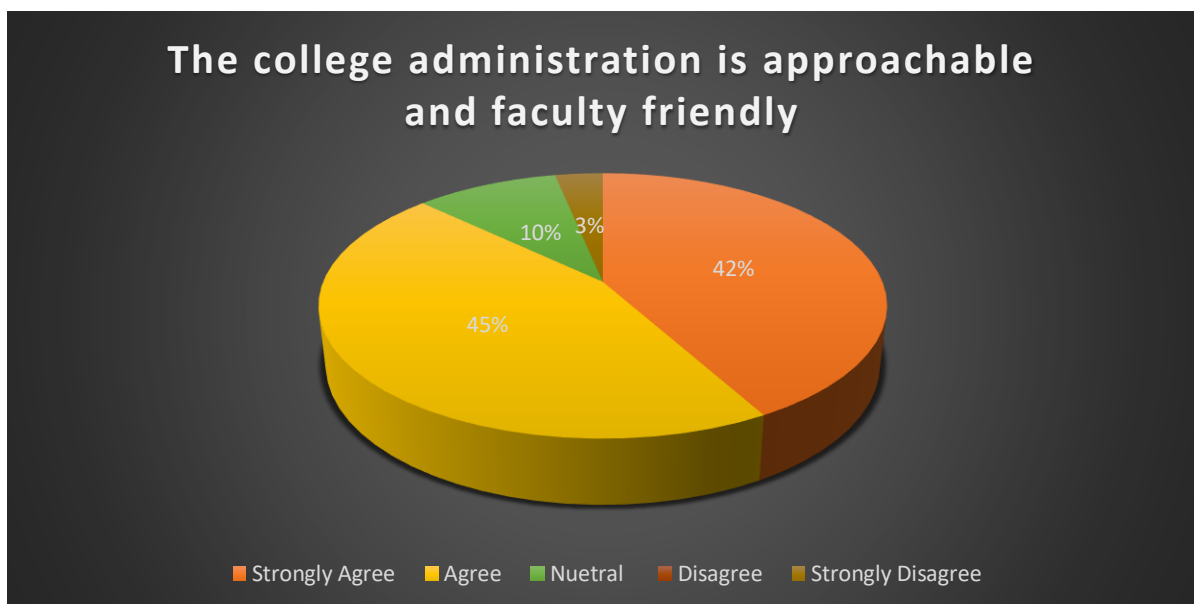
Around 80% of faculty members opined that the toilets are sufficient, clean, and well-maintained. However, 6% of faculty members strongly disagreed with the statement.

13. The labs are adequately equipped for hands-on training of students



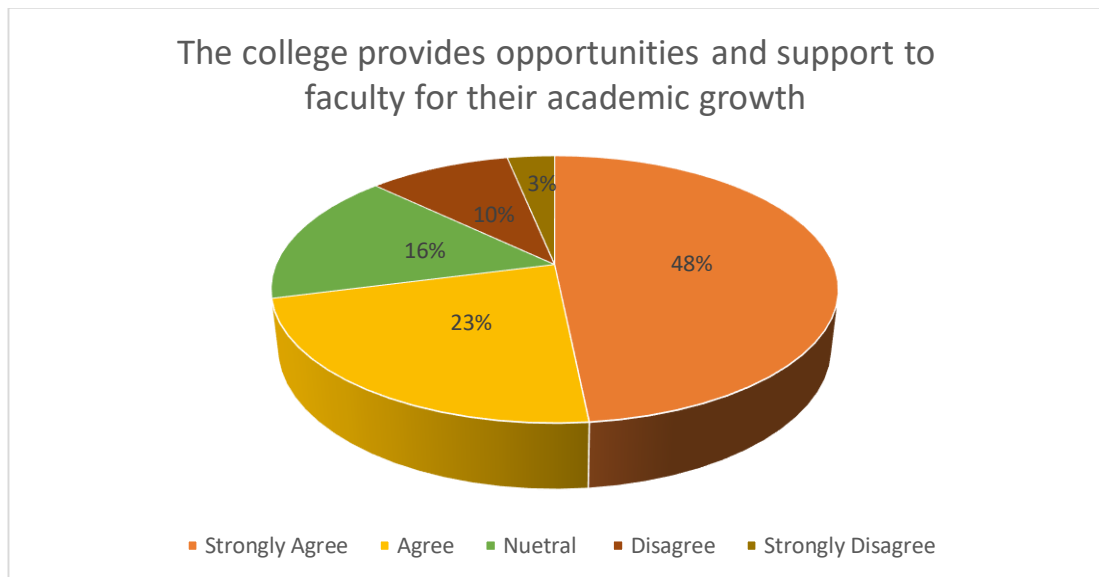
52% of the faculty members agreed that the labs are adequately equipped for hands-on training of students. However, 3% of faculty members strongly disagreed with this statement.

14. The college administration is approachable and faculty-friendly



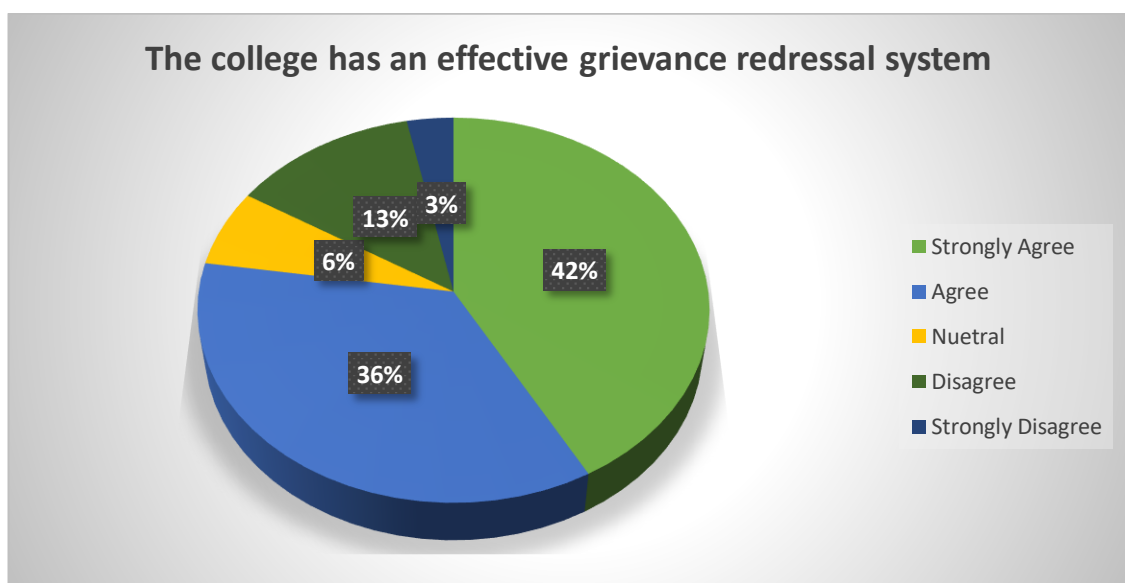
More than 80% of faculty members is of the opinion that the college administration is approachable and faculty friendly. However, 10% of faculty members have neutral opinion on this statement.

15. The college provides adequate opportunities and support to faculty for their academic growth



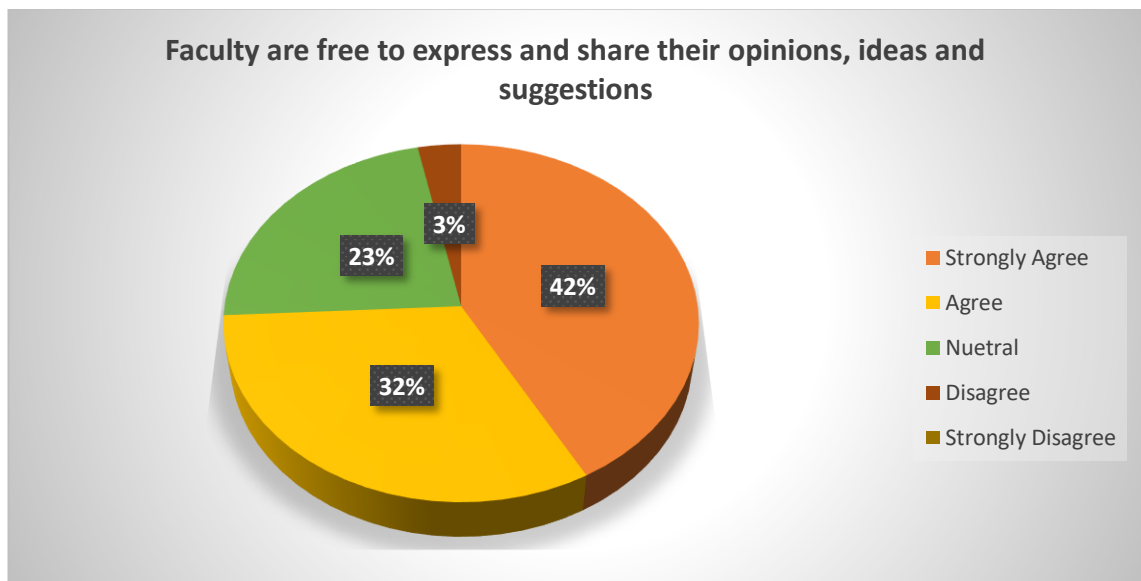
70% of the faculty members opined that the college provides adequate opportunities and support to the faculty for their academic growth. Around 30% of faculty have some disagreement with this statement.

16. The college has an effective grievance redressal system



42% of faculty members agreed that the college has an effective grievance redressal system, whereas 13% of faculty members disagreed with this statement.

17. Faculty are free to express and share their opinions, ideas, and suggestions



More than half of the faculty members opined that they are free to express their ideas, opinions, and suggestions. However, 23% of faculty members provide neutral opinions towards the statement.


13.11.18

Notice

There is an important meeting of the Teaching Staff on 15.11.2018 at 3.30 PM. All teachers are requested to attend the meeting without fail.
(Venue I Phy - classroom)

Agenda

- (1) Staffs Tour
- (2) NAAC Accreditation
- (3) Date of closing of III sem classes
- (4) Other Items
- (5) Open Feed Back Analysis


13.11.18

Name of Teacher

Signature

1) P. C Ravi Sankar



2) medine John



3) A G Rekha



4) Shaima & Thamir



5) C P Hareendran




6) Priya B Nair



7) VT Anie



8) Tomy Joseph 

9) C.C. Bigumon 

10) P manu mohan

- 10) payas varghese RV
- 12) sobi Joseph FIP
- 13) saju daniel Saju
- 14) T. shariika shika
- 15) S smitha Discontinued. on journey of Sajin Ms.
- 16) Nitkin Chandran kill
- 17) K.J. Abraham JA
- 18) sarita Ramachandran Rita
- 19) Blessy V Rajan —
- 20) P.V. Athiza ~~Athiza~~
- 21) Sijo mathew ~~Sijo~~
- 22) Tomy mathew ~~Tomy~~
- 23) Tomy Joseph ~~Tomy~~
- 24) R. Rakhi Rakhi
- 25) Litty Thomas. Litty
- 26) Roy mathew ~~Roy~~
- 27) Parvathy Chandran reecat tom
- 28) VV Bibu Bibu
- 29) V. Anny Davis Adlalayamackh
- 30) Gimson D. Parambil - Ury
- 31) T A ANJU
- 32) Amala Joseph —

33)

Joseph Abey

34)

Sheemol Chandran

35)

Jobin Simon

36)

Jijo Jacob

37)

Amaya Puvushothoman

38

Bestine C Michael

Minutes

1. It is decided to conduct a staff tour on 1.12.18 to a suitable place. All the TS members will participate.
 2. NAAC accreditation process will start immediately. IIPA will be submitted before 31.12.2018.
 3. ~~Final base analysis and evaluation to be done by school~~
 4. Date of closure of IIIrd sem will be decided on Monday 19.11.18
 5. Invited the date of vacation camp of open course to teachers i.e. on 17.11.18 at 8 centers
 6. All the teachers are asked to make the local communications in Malayalam.
 7. It is decided to give a memento gift to Sri Thankachan who is retiring this month, worth below Rs. 5000/-
 8. Possibility of arranging conveyance to students up to Bund road 4 station will be planned, after discussing with students.
- The meeting ended at 5 PM

15/11/18

Meeting of the ~~Head's~~ ^{Faculty Council} held on 14/2/19
at _____ in the Principal's cabin.

Agenda

- (1) Insem exams for VII & VIII sem students
- (2) ~~Staff meeting on 14/2/19~~
- (3) NAAC - SSR submission
- (4) Other Items
- (5) SSS Planning and schedule, Feedback Analysis

Present

- (1) Dr. Rajamm T. Manohar
- (2) Dr. Rang Mathew - Eco
- (3) Dr. Rang Joseph (Phy) - Phy
- (4) Dr. Hansandran C P - Vice Principal
- (5) Lt. Rang Mathew - Pol.
- (6) Sri. Pappas Varghese - Chem
- (7) Dr. Abraham K. J. - Zoo
- (8) Dr. Ginson D. Parakkal - Annam
- (9) Dr. Rang Joseph (ECO) IQAC
- (10) ~~Dr. Hansandran C P (Head)~~
- 10) Anja T.A
- 11. Anis. V.S
- 12. Anny Davis. V
- 13. Rekha. A. G
- 14. Merine John

15.	ANALA JOSEPH	<u>Ab</u>
16.	Blancy V. Rajan	<u>Wh. sh</u>
17.	Athira. P. V	<u>Wh. sh</u>
18.	Litty Thomas	<u>Ab</u>
20.	Rakhi. R	<u>Rakhi</u>
21.	Dr. Smita Ramachandran	<u>Rakhi</u>
22.	Shamika T.	<u>Shk</u>
23.	Rani sarkar. P. e	<u>DR</u>

Decisions

- (1) Insses exams to commence on 28/2/19.
- (2) Schedule for S.S.R submissions formulated
Teachers to should complete their entries within
the prescribed time.
- (3) Feedback to be collected from the stakeholders.
Evaluate and assess the feedback from the
students and parents and make immediate
actions to address the grievances.

Dr

Meeting of the College Council on 21/07/2020.

Time: 11.30 a.m.

Venue: Conference Hall

- (1) Discussion on connecting one College into a First Line Treatment Centre.
- (2) Review of online class and feedback analysis.
- (3) Need of Guest lecturers and their payments.
- (4) Financial help to Mr. Varghese & family.
- (5) Feedback analysis to be done and remedial measures to be taken.

Members Present

- (1) Dr. Raymond T. Marunkal ~~AK~~ ~~21/7/2020~~
- (2) Dr. Tony Joseph (Phys)
- (3) Dr. Jinson D. Parambil. ~~AK~~
- (4) Prof. Annie V.T.
- (5) Prof. Pooja Varghese.
- (6) ~~Pres.~~ Roy Mathew.
- (7) Dr. Abraham K.J.
- (8) Prof. Ramesankar P.C. ~~AK~~
- (9) Baby. K.S.
- (10) Dr. Bijumon. C.C.

The meeting started at 11.30 a.m. Principal presided over the meeting. Staff Secretary extended welcome to the members. Following decisions were taken during the meeting.

Principal gave a short briefing about the current situation. Following Members expressed their opinion regarding the conversion of College into First line Treatment Centre. Has also decided to submit a memorandum to the Collector with the consent of the Manager Pamy Joseph - So far no college has been taken as a first line treatment centre.

- Attitude of the people on a considerable may affect the admission process.

- Many infrastructure facilities outside the College Campus can be used as First line centre.

- Parents apprehensions -

- Expressed his strong disapproval in utilizing College as a First line Centre.

- Conduct of practical examinations during this period is a daunting task.

Johnson - may affect the admission process

- Utilise other facilities outside the campus for rehabilitating social patients

- Students who have completed their degree course may find it difficult to complete the office procedures.

Bijman C.C. - Advertiser may affect the academic
which in turn will negatively affect the
academic situation of the college
- so far no college has been considered as
FLTC

Ray Mahua - Collector has to inform the authorities
concerned in advance
- Enquire whether the local body has
forwarded one intimation as a FLTC

Innesel - Manager can voice his apprehension to the
LSG and the collector after discussing it with
the publishers.

Dr. Bhaskar J - May affect the academic situation of
the college.

Anil V.T. - College is an examination centre for more
than 80 students including private candidates
it will adversely affect the smooth
conduct of examinations.

It is followed by a review of Online Classes. Teachers
opined in detail that the conduct of online classes
for 8th and 5th semesters is progressing as per the existing
schedule. Some apprehension should be forwarded
with the consent of the H.O.D. Dr. K.S. Harshan expressed
his concern over the non appointment of guest faculty in
the Botany dept. The Council has agreed to appoint
a guest lecturer each in Botany and Economics for
the smooth conduct of classes. **Red back form**
for students and stakeholders to be submitted
for the correlation or guest lectures regarding online
classes. The meeting ended at 4.30 pm.

Notice

Meeting of the College Council held on 7/7/2021 2.30PM in the Principal's Office

Agenda

- (1) Academic Matters
- (2) NAAC
- (3) Future Plans
- (4) Feedback
- (5) Other Items.

- | | |
|---------------------------|----------------------------|
| 1. P.C. Ramisanthar | 6. Anju T. A. |
| 2. Dr. Ginson D. Parambil | 7. Dr. K.J. Abraham |
| 3. Dr. Bijumon | 8. Dr. Subi Joseph |
| 4. Anie V.T | 9. Roy Mathew |
| 5. Do Tony Joseph | 10. Princy D. Nellanath |
| | 11. Dr. Rajumon T. Marudal |
| | 12. Baby K.S. Office Supt. |

Minutes of the College Council held on 7/7/2021

Agenda

- 1. Academic matters
- 2. NAAC
- 3. Future Plans
- 4. Feedback evaluation
- 5. Other Items.

Present

- | | |
|---------------------------|----------------------------|
| 1. Dr. Ginson D. Parambil | 9. Roy Mathew |
| 2. Dr. Bijumon | 10. Princy D. Nellanath |
| 3. Anie V.T | 11. Dr. Rajumon T. Marudal |
| 4. Do. Tony Joseph | 12. Ramisanthar P.C. |
| 5. Do Tony Joseph | 13. Baby K.S. Office Supt. |
| 6. Anju T.A. | |
| 7. Dr. K.J. Abraham | |
| 8. Dr. Subi Joseph | |

The meeting was presided over by the Principal. Following decisions were taken by the Council Members as per the items listed in the agenda

Academic Matters

- ① Internal or Model exams to be conducted prior to University notifications.
- Revision of previous semesters to be conducted prior to University Exams.
- Classes for 3rd semester commence on 11/8/2021.
- Semester wise course plan for lecturers to be furnished
- Engage guest-lecturers to assist teaching
- Feed back analysis and evaluations to be done to reduce the grievances.
- N.A.A.C Future Plans
- Promote and conduct Webinars.
- Conduct in-service training for Teaching and Non-Teaching faculty
- Counselling for students
- Constitute a committee to meet the Manager to discuss matters related to expenditure and to meet day to day activities
- Commerce Department to prepare a budget for the academic year 2021-2022.
- Conduct TCS online orientation programme for Final year Degree Students.
- Furnish details of 5th semester results in Excel format to the Vice-Principal
- Other items

- Convene a staff meeting in the month of July sep.
- All expense to be carried to 130 dupes per head for teaching faculty.

The meeting concluded at 4:30 pm
 Vice Principal Dr. [Name] proposed the vote of Thanks.

[Signature]
 7/1/2021



[Faint, illegible handwritten text, likely bleed-through from the reverse side of the page.]

Meeting of the Staff Council held on 9/1/2023











Time: 3:45 p.m

Venue: Principal's office

Agenda:-

- (1) Commencement of classes (2022 and 21/5/22)
- (2) EVANOA (Global Educational Carnival)
- (3) University South Festival
- (4) Union, Organisations and Arts Festival
- (5) Conduct of Internal Exams (Results)
- (6) I.D Card and Discipline.
- (7) ~~Others~~ Feedback analysis and review of action taken

Members Present:-

- (1) Dr. Gannon. P. Perumbil 
2. Roy Mathew - 
3. Dr. Tommy Joseph 
4. Ravi Shankar. P.C 
5. Bijumon. ec 
6. Subi Joseph 
7. Athira Shaji 
- 8) Anja T.A 
- 9) Anie V.S 
10. Baby. K.S 

The meeting was presided over by the principal and the following decisions were taken

- 1) Second semester classes (2022 batch) to be commenced from the first week of February and 4th semester classes (2021 batch) to begin from the 3rd week of January 2023

- 2) Students accompanied by teachers can attend the M.G. University exhibition on education - EUNOIA, 2023.
- 4) Union Inauguration and Arts day rescheduled for the 13th and 16th of January tentatively.
- 5) To have a discussion with the manager over the participation in youth festival events.
- 6) Valuable feedbacks from different state holders are discussed and analysed by IQAC and other apex committees. The Council has ~~given clear~~ suggested to constantly monitor and ~~adopt~~ our approach based on the feedback taken from the state holders.



Princed

Prof. (Dr.) Gerson D. Parambil

Principal
St. Xavier's College Palakkad
Kothavara P.O. - 686607

ACTION TAKEN REPORT 2020-2021

The institution has taken prompt and effective measures to redress the grievances based on the feedback taken from the stake holders. It enhanced the academic performance of the institution and created a conducive atmosphere for learning. Following measures are adopted by the institution to satisfy the needs of the curriculum.

- Strengthened the network by providing better access to Wi-Fi connectivity.
- Provided smartphones to students hailing from poor family background.
- E- Resources and other learning materials supplemented the non- availability of primary and secondary sources.
- National and international webinars opened up new world of learning
- Arranged on-line remedial classes to poor learners which boosted their confidence and ability.
- Despite its financial burden, the Management has agreed to upgrade the ICT facility to meet the needs of the teachers
- Has arranged Wadhvani Foundation to give special training in employability skills.

The functioning of the grievance cell has been accelerated to redress the grievances of the students.



for *Principals*

Principal, St. Xavier's College
Vaikom, Kothamangalam P.O.

ST.XAVIER'S COLLEGE VAIKOM

FEED BACK 2021-2022

ACTION TAKEN REPORT

The institution has taken adequate and timely measures to redress the grievances based on the feedback taken from the Employers, Alumni, Students and the Teachers. It enhanced the academic performance of the institution and created a student friendly atmosphere in the campus. Following are the measures adopted by the institution to cater to the needs of the curriculum.

- Dearth of funds and lack of time confined the extra-curricular activities to a certain extend. Besides intermittent outbreak of the Covid19 pandemic has indeed curtailed the number of extracurricular activities in the campus. The Management and the staff have now provided ample opportunities to the students to showcase their talents. The institution has grabbed nine individual 'A Grades' in the University Youth Festival and presented two group events in the cultural festival providing them with professional training and support.
- Recently we have hosted a mega job fair in our campus for the students as well as the public to boost up the placement activity in collaboration with different outside agencies. It was a great success and well received by the public. We look forward to similar placement activities every year to provide ample opportunities to the students.
- We have appointed a professional Physical Education guest faculty against LWA vacancy to give necessary physical training to the students and continue the good work we have been doing in the past years. The Council and the PTA executive members are on constant vigil to provide adequate facilities to the students.
- Lack of menial staff due to financial stringency adopted by the government regarding the appointment of non- teaching staff has adversely affected the smooth functioning of the college. The college PTA has appointed two menial staff on daily wages to clean the restrooms twice a day. Teaching and

non-teaching staffs are deputed to make periodic surveillance of the washrooms and lavatories.

- The authorities concerned have constantly informed the MLA, RTO and private bus owners to issue new bus permits to mitigate the inconveniences of the students. The college is situated in a remote hamlet frequented by a few buses. It is a major issue which goes unattended even after repeated reminders.
- The functioning of the grievance redress cell has been accelerated to redress the grievances of the students at the earliest. The committee has been reconstituted to tide over laxity.
- Despite its financial burden, the Management has agreed to upgrade the ICT facilities to meet the needs of the teachers. Being a Unitary Management, it has many limitations to execute all the demands of the teachers.
- The institution offers only seven UG courses and one Post- Graduate course. Delay in appointments, even in retirement vacancies, due to government policies, the Management is forced to run on limited resources. The Management is not against teachers attending Seminars and Workshops but is forced to limit their participation to ensure the smooth functioning of day to day activities.



Vice-Principal, St. Xavier's College
Vaikom, Kottavara P. O.



ACTION TAKEN REPORT


We understand the importance of addressing student's concerns and are committed to creating an educational environment that fosters growth and success. We will continue to monitor and adapt our approach based on ongoing feedback taken from the Students, Employers, Alumni, and Teachers. It has helped to propel our performance in a better fashion and created a student friendly atmosphere in the campus. Following are the measures adopted by the institution to recompense the grievances.

1. The financial condition of the Government has imposed many restrictions in appointing non-teaching staff which has adversely affected the periodic maintenance of the existing facilities. The College PTA has appointed two menial staffs on daily basis to clean the wash rooms and lavatories. Teaching and non-teaching staffs are deputed to make periodic surveillance of the lavatories and rest rooms.
2. We have represented the Government officials and the RTO to issue new bus permits or to extend the bus routes to mitigate the inconvenience of the students. Only a few buses ply through the roads to our institution. This is a major issue which goes unattended even after repeated reminders.
3. We have successfully installed LCD projectors at least in our Seminar Halls and Common Media Room despite our financial stringency. The Management is doing yeoman service to upgrade the ICT facilities.
4. Implemented measure to enhance food quality and maintain higher standards of hygiene in the canteen.
5. We have appointed a Physical Education Instructor (Guest Faculty) against LWA vacancy to give necessary physical training to the students and continue the good work we have been doing in the past years. The Council and the PTA are on constant vigil to promote physical health and fitness among students. We plan to expand our sports activities with Inter Collegiate Tournaments to encourage student participation in sports.
6. Undertook various Initiatives to enhance the overall campus ambience, including landscaping, Infrastructure improvements and proper

maintenance of playground providing systematic drainage system to avoid water logging.

7. Shortage of funds and lack of time restricted the extra- curricular activities to certain extent. The management and the staff have now provided ample opportunities to the students to showcase their talents. The College represented three group events and several other individual events at the University Youth Festival and bagged many grades in the individual events.

We always appreciate the valuable feedbacks from different stake holders and these actions are a testament to our commitment to provide a conducive learning environment. We will continue to shine for excellence and address any further concerns raised by our wards, alumni, employers and faculty.



A handwritten signature in black ink, appearing to read "Gimson D. Parambil".

Prof. (Dr.) Gimson D. Parambil
Principal
St. Xavier's College Valom
Kothavara P.O - 686607