

ST. XAVIER'S COLLEGE VAIKOM
Re-accredited with B+ Grade by NAAC



**FEEDBACK ON CURRICULUM
ALUMNI 2022-2023**

CONTENTS

| | TITLE |
|----------|------------------------------------|
| 1 | INTRODUCTION |
| 2 | FEEDBACK COMMITTEE |
| 3 | FEEDBACK METHODOLOGY |
| 4 | FEEDBACK PROCESS |
| 5 | FEEDBACK ANALYSIS OF ALUMNI |

1. INTRODUCTION

In the process of curriculum delivery, feedback plays an important role. The IQAC is responsible in constituting a feedback committee to conduct a fair and systematic analysis of the responses received from different bodies in evaluating the academic as well as non- academic activities conducted in the institution.

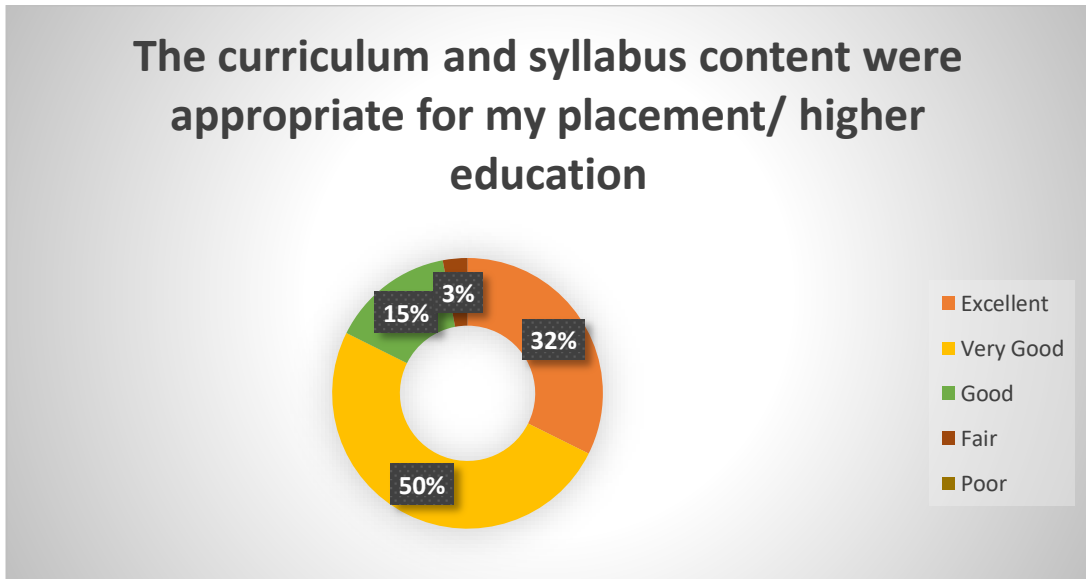
2. FEEDBACK COMMITTEE

The Feedback Committee consists of the Principal, IQAC Coordinator and Heads of different Departments. They would be responsible for distributing, collecting, filing, analyzing and directing the actions taken based on the feedback. It acts as an advisory body to the Council, allowing them to prompt changes based on the responses.

3. FEEDBACK METHODOLOGY

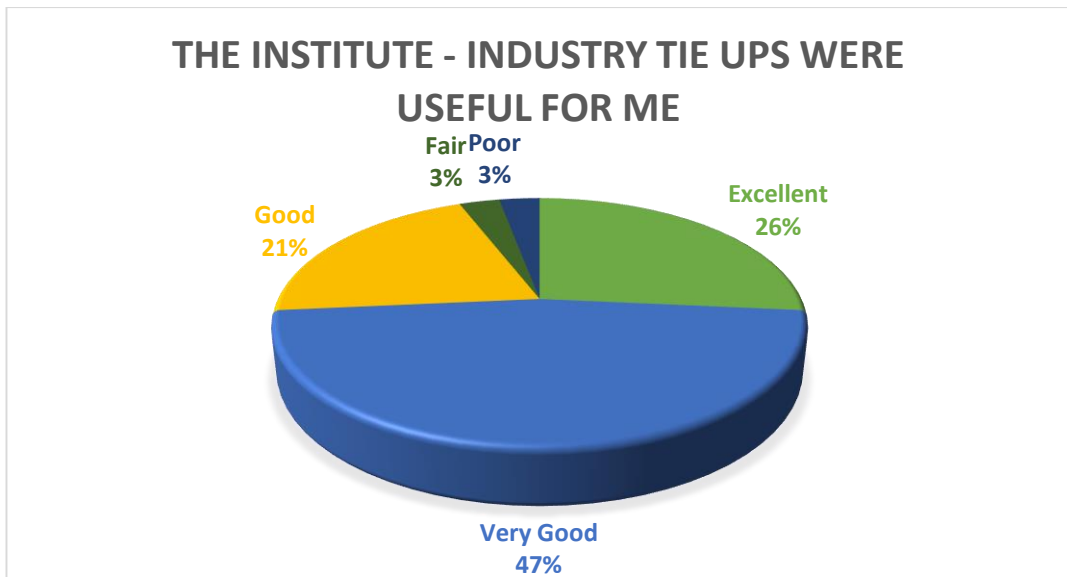
The feedback is compiled from the alumni through a well prepared set of questions during college level as well as department level alumni meetings and through Google forms. The collected feedbacks are analyzed and the summary is forwarded to IQAC for further action. Once the IQAC is convinced of the suggestions, it is forwarded to the council for implementation.

1. The curriculum and syllabus content were appropriate for my placement/ higher education



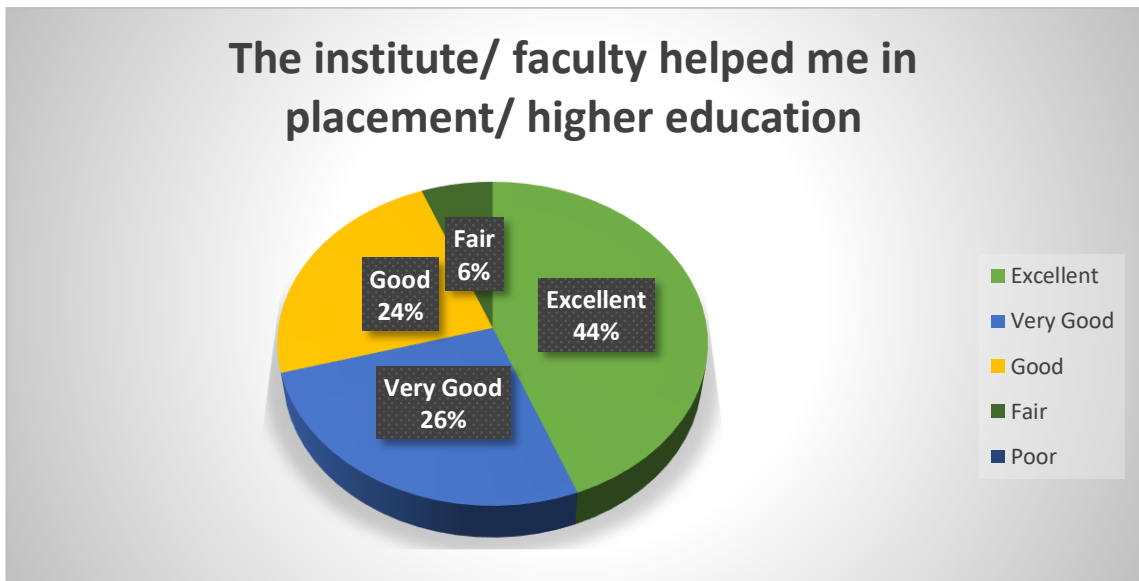
More than half of our alumni opined the syllabus content was appropriate for their placement and higher education. Only 3% of our previous students opined that the syllabus content was inappropriate for placement and higher education

2. The institute-industry tie-ups were useful for me



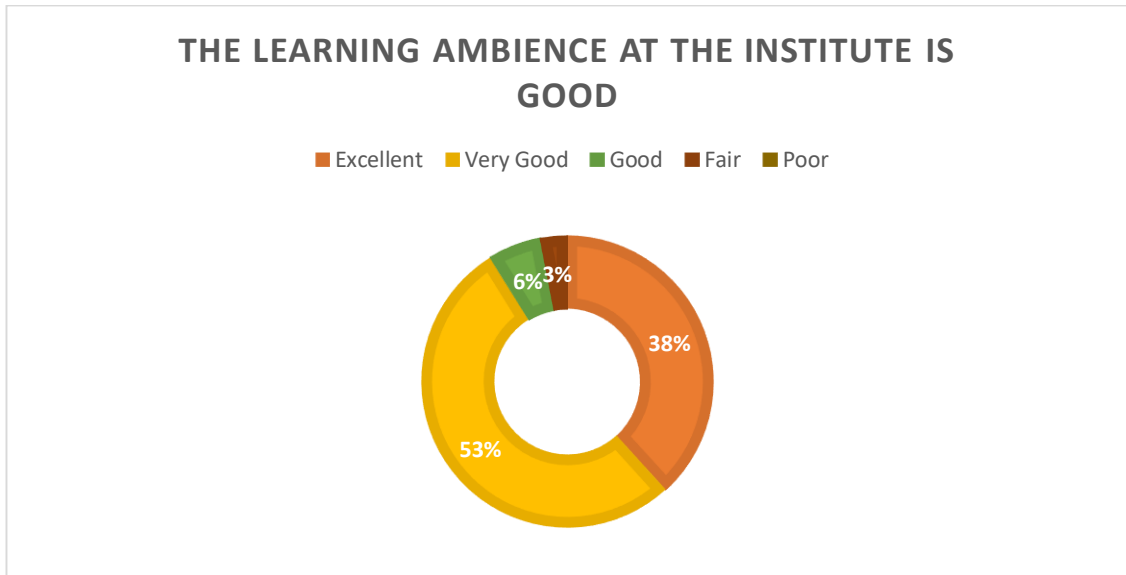
26% of our alumni commented that the institute industry tie-ups were useful and 47% of our students opined the institute industry tie-ups were useful. However, 6% have negative opinions.

3. The institute/ faculty helped me in placement/ higher education



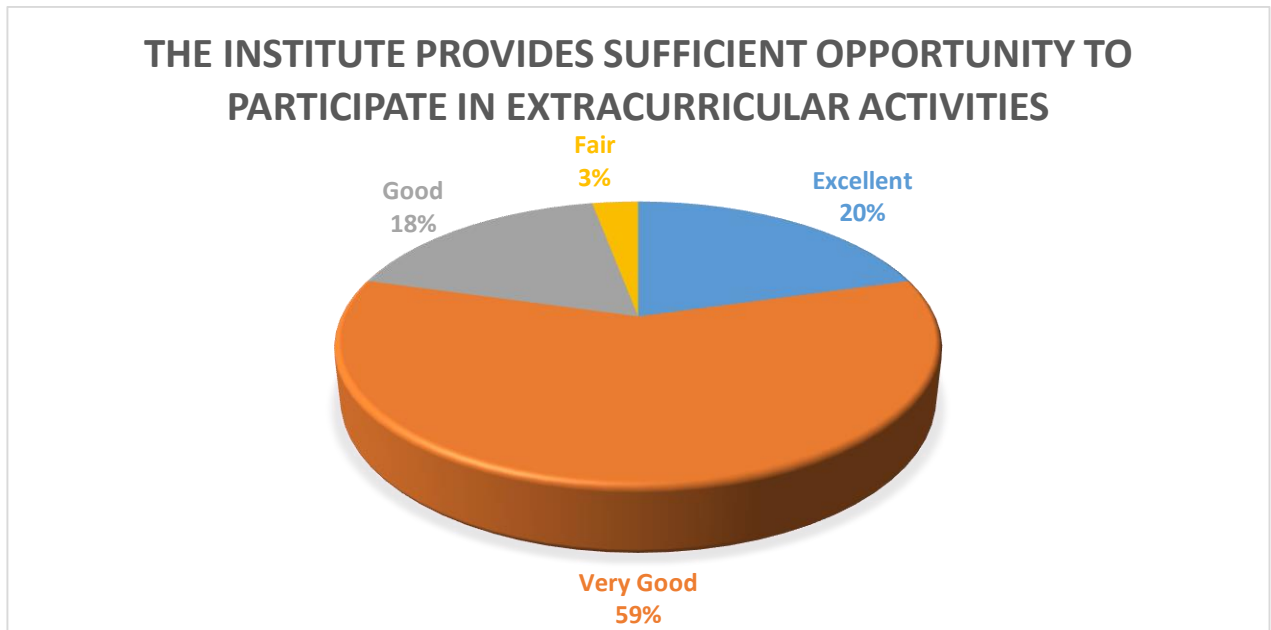
The majority of our alumni members opined that the faculties in this institution helped them for securing jobs and higher education.

4. The learning ambience at the institute is good



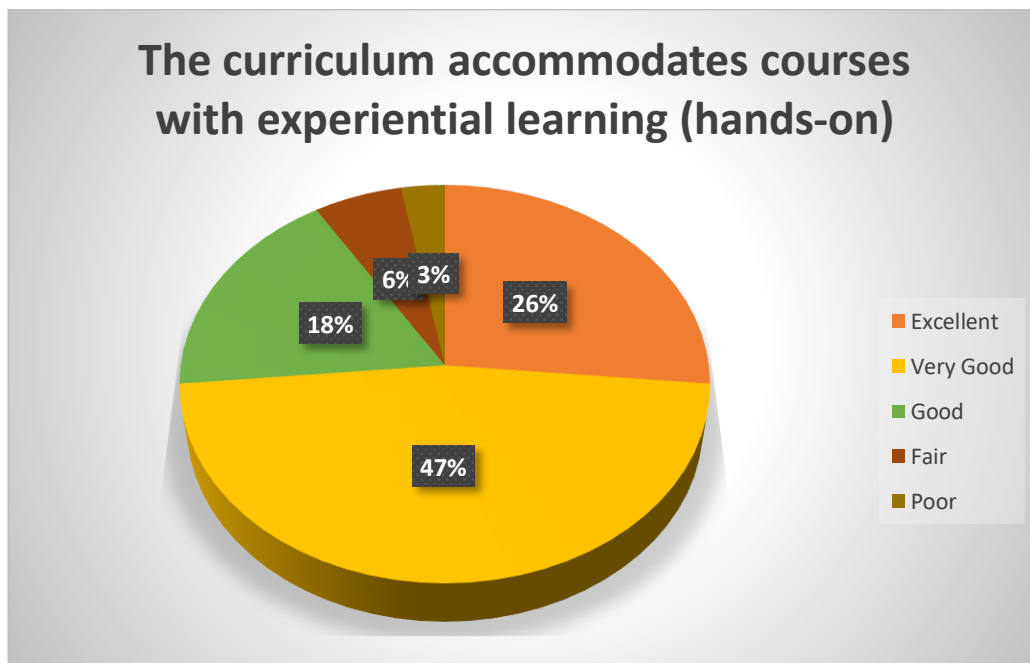
Most of the respondents opined that the learning ambience provided by St. Xavier's College was very good. Only 3% have some displeasure with the learning ambience provided by the institute.

5. The institute provides sufficient opportunities to participate in extracurricular activities



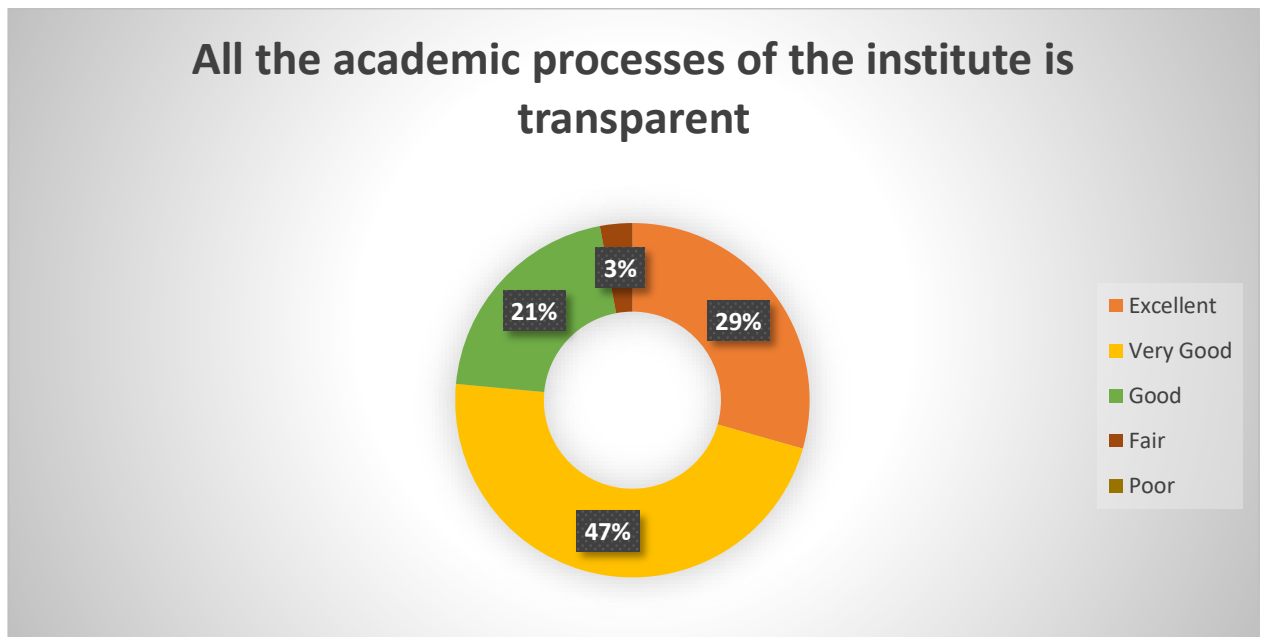
59% of alumini commented that the institute offers sufficient opportunities for extracurricular activities. 20% commented the institute provides fair opportunities to participate in extracurricular activities.

6. The curriculum accommodates courses with experiential learning (hands-on)



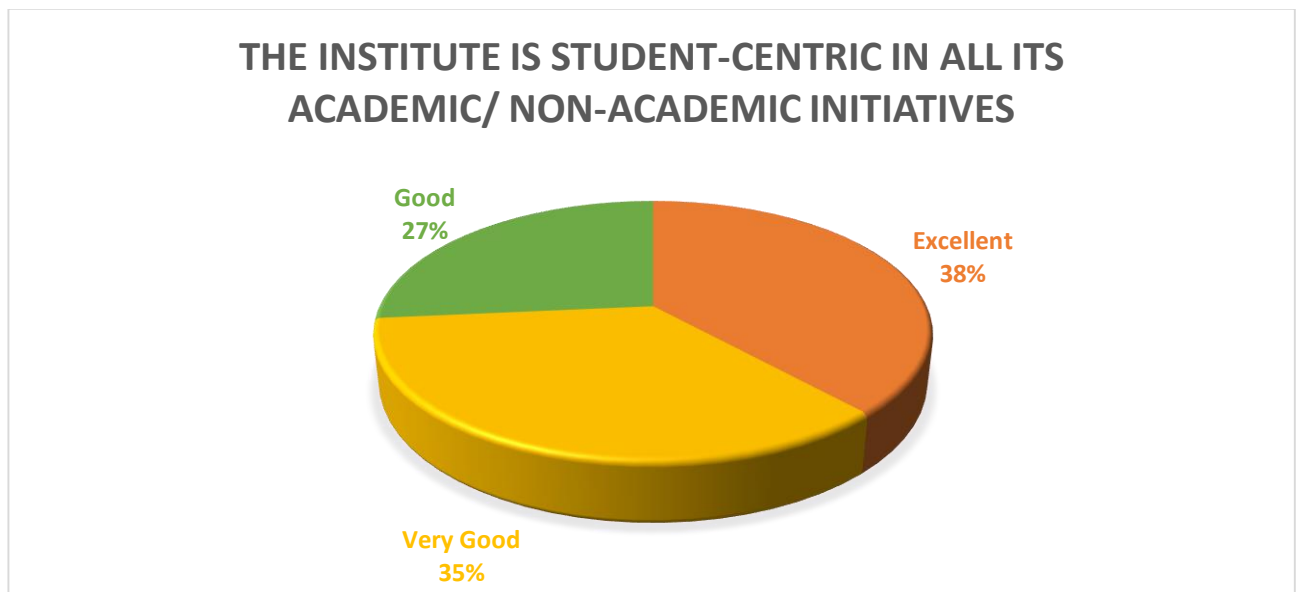
The majority of the students opined that the curriculum offered by the institute accommodates courses with experiential learning. However, some alumini members have a negative opinion on the statement.

7. All the academic processes of the institute are transparent



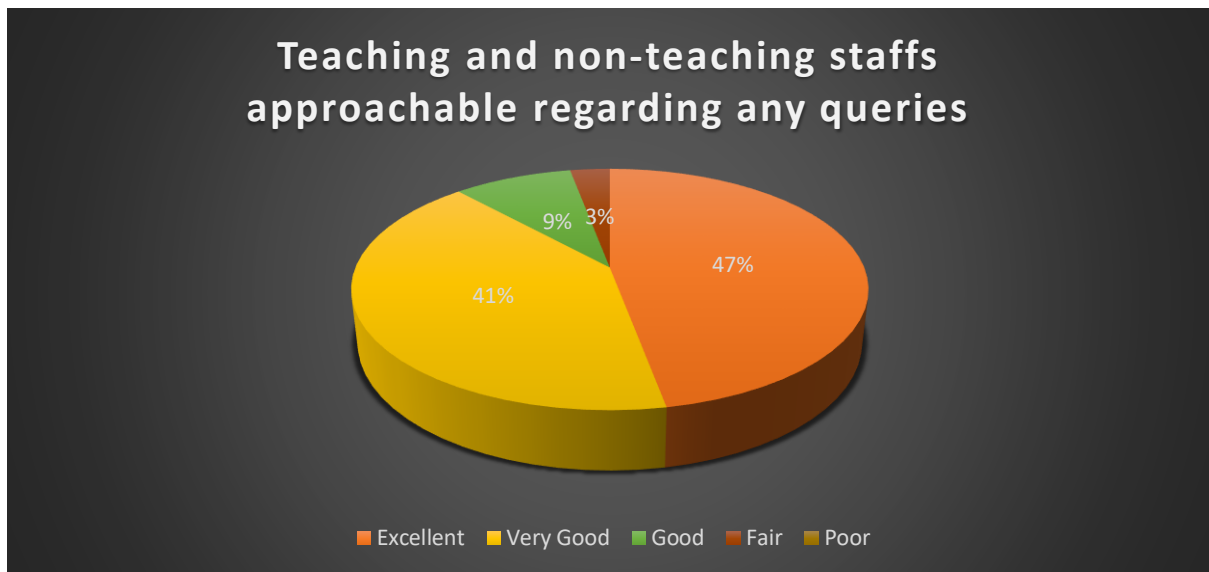
The majority of alumini members opined that all the academic processes of the institute are transparent. Only 3% of alumini members commented that the academic process followed by the institute is not transparent.

8. The institute is student-centric in all its academic/ non-academic initiatives




All the alumini members who participated in the feedback analysis opined that the institute is student-centric in all its academic and non-academic initiatives

9. Teaching and non-teaching staff approachable regarding any queries



Most of the students who participated in the feedback analysis opined that the teaching and non-teaching staff are approachable regarding the queries raised by students. However, 3% of students have some displeasure with this statement.



ST. XAVIER'S COLLEGE VAIKOM
Re-accredited with B+ Grade by NAAC



**FEEDBACK ON CURRICULUM
EMPLOYERS 2022-2023**

CONTENTS

| | TITLE |
|----------|---------------------------------------|
| 1 | INTRODUCTION |
| 2 | FEEDBACK COMMITTEE |
| 3 | FEEDBACK METHODOLOGY |
| 4 | FEEDBACK PROCESS |
| 5 | FEEDBACK ANALYSIS OF EMPLOYERS |

1. INTRODUCTION

The feedback by employers stands out when we assess the curriculum as it provides a true and existing need which is so relevant and demanding. The IQAC of the college is responsible for constituting an employer feedback committee.

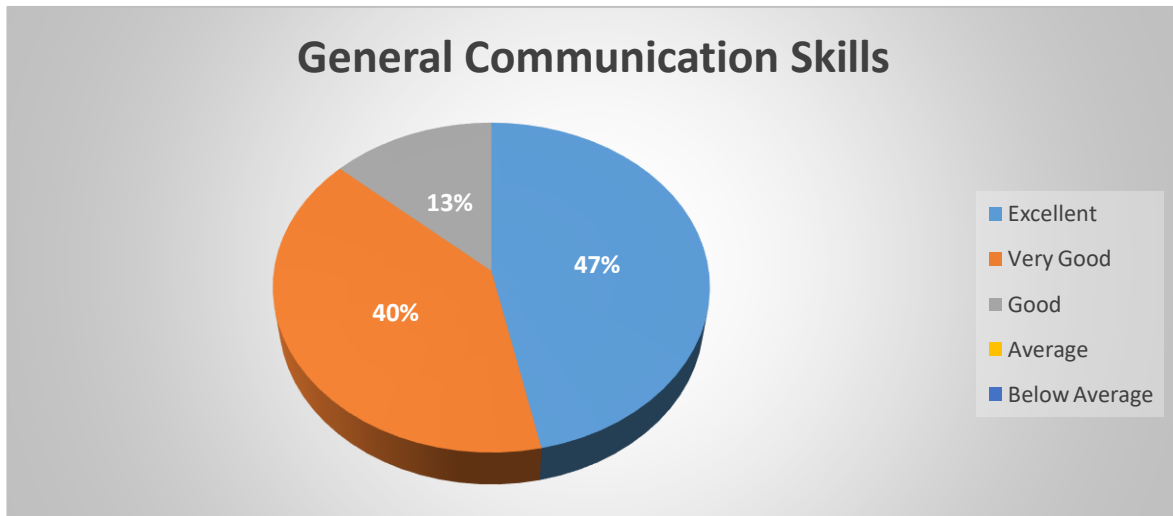
2. FEEDBACK COMMITTEE

The Feedback Committee consists of the Principal, IQAC Coordinator and Heads of different Departments .They are responsible for distributing, compiling, filing, analyzing and directing the actions based on the feedback. This committee acts as an advisory body to the IQAC and the Council allowing them to make necessary changes based on the feedback.

3. FEEDBACK METHODOLOGY

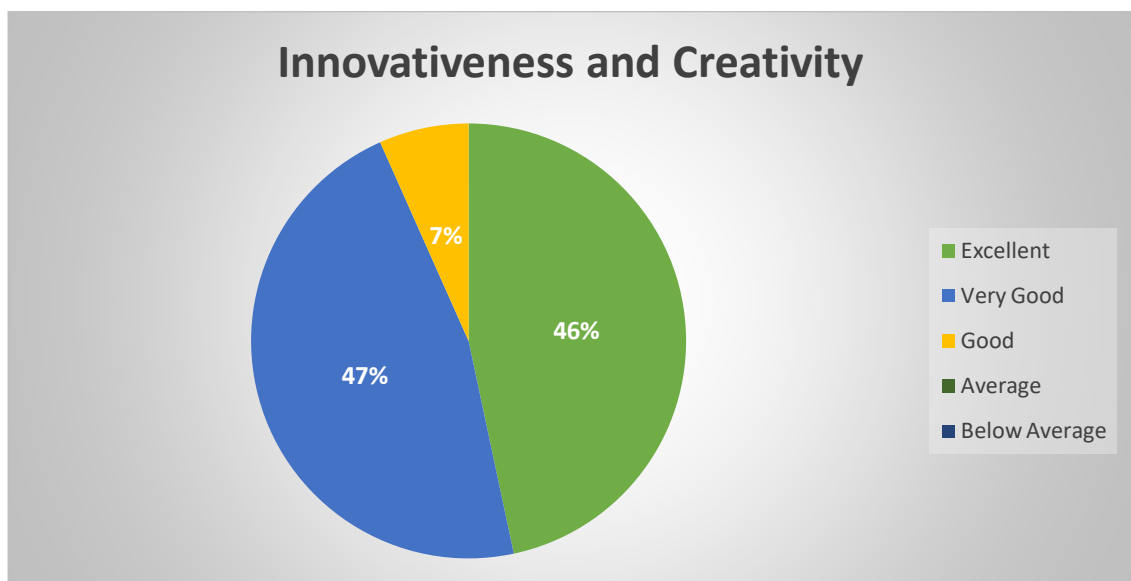
The feedback is collected from the employers through filled in Google forms prepared by respective departments. After collecting the feedback, it is put to further analysis and submitted to the IQAC for further clarifications. Once the IQAC is convinced of the suggestions, it is forwarded for implementation.

1. General Communication Skills



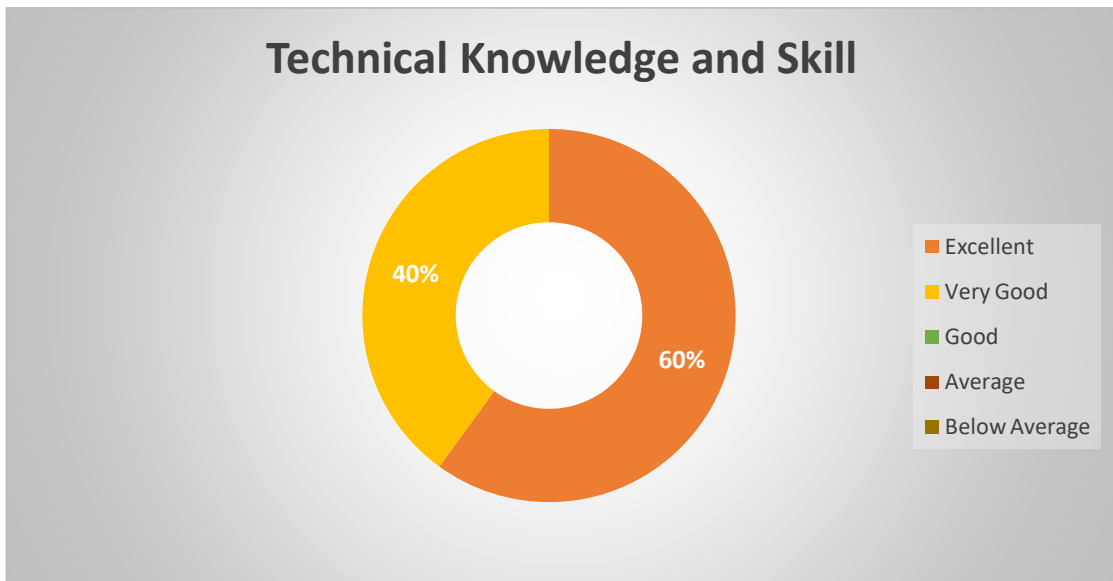
47% of the employers opined that our students have excellent communication skills and 40% of employers opined that they have very good communication skills.

2. Innovativeness and Creativity



Employers are very satisfied with the innovative and creative ability of our students.

3. Technical Knowledge and Skill



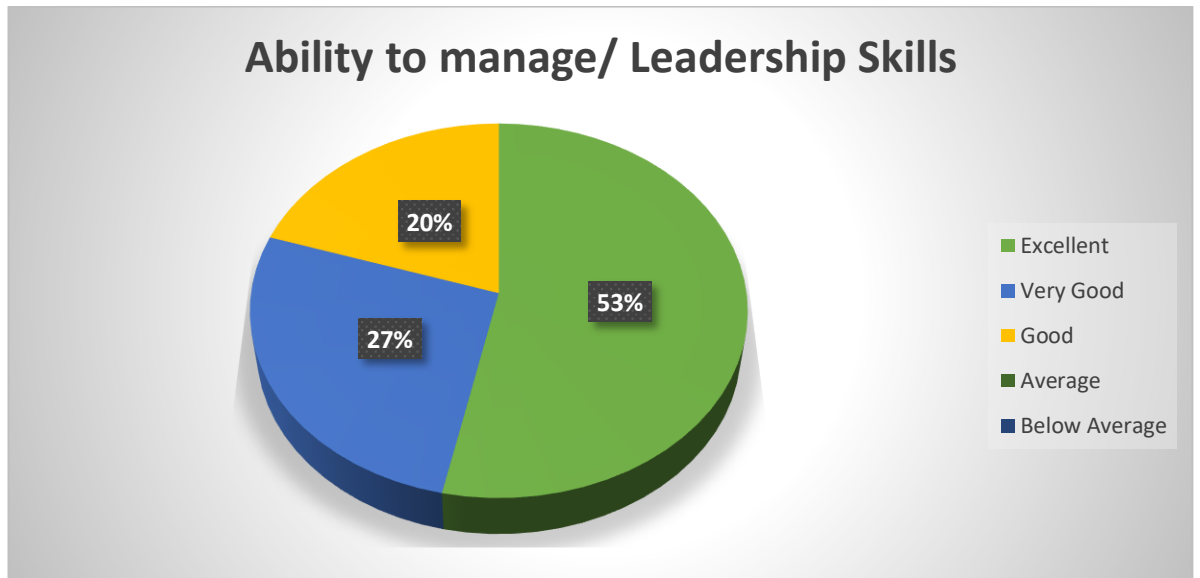
60% of the employers opined that our students possess excellent technical knowledge and skills whereas 40% believe that they are very good in their technical abilities

4. Self-Motivated and Responsible



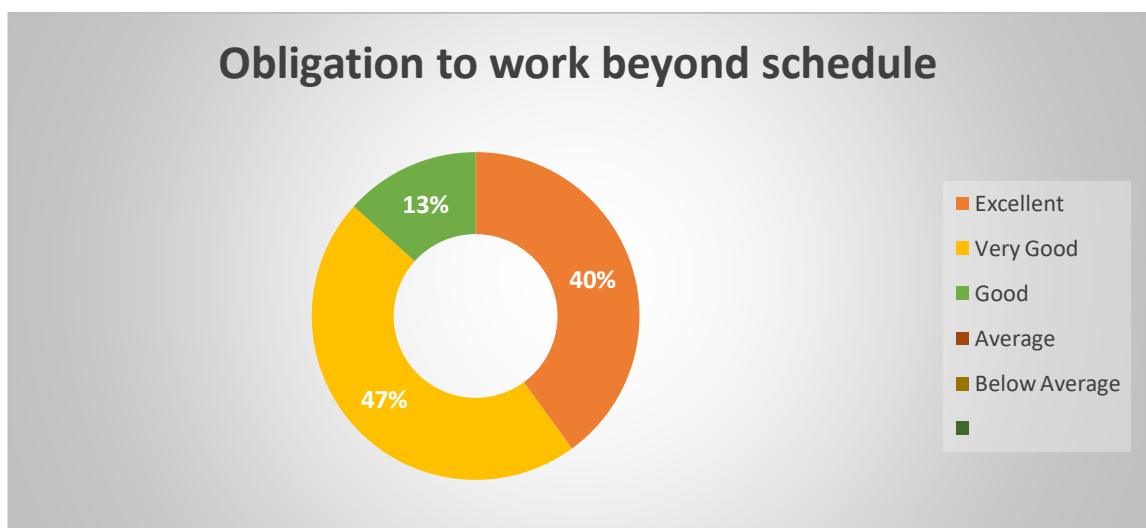
Employers opined that our students are self-motivated and responsible in handling their responsibilities.

5. Ability to manage/ Leadership Skills



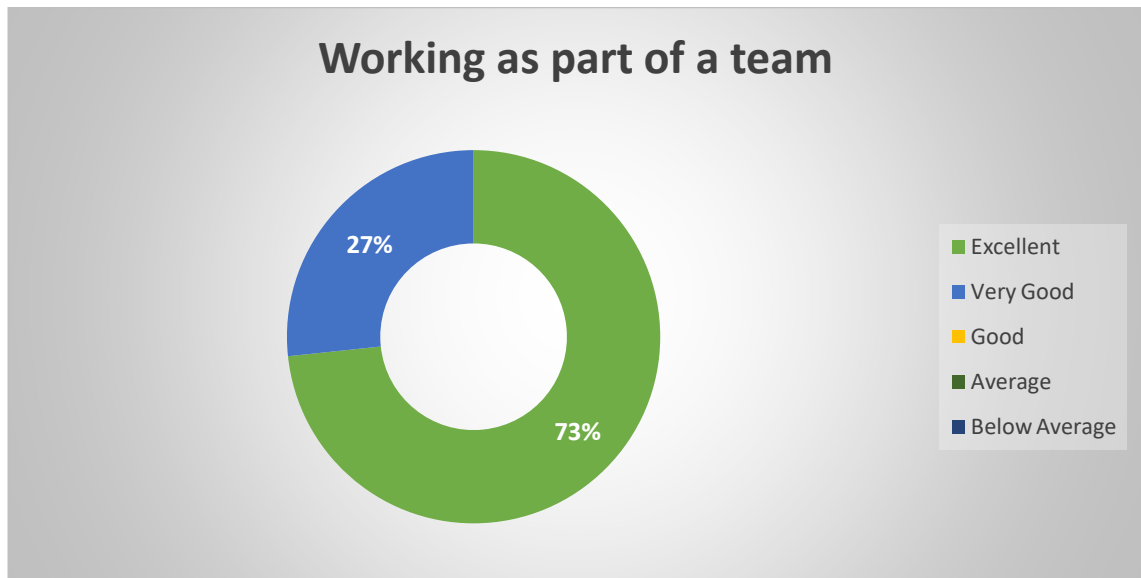
53% of the employers opined that our students have excellent leadership skills whereas 27% opined that they have very good leadership skills and 20% opined that they have excellent leadership skills.

6. Obligation to work beyond schedule



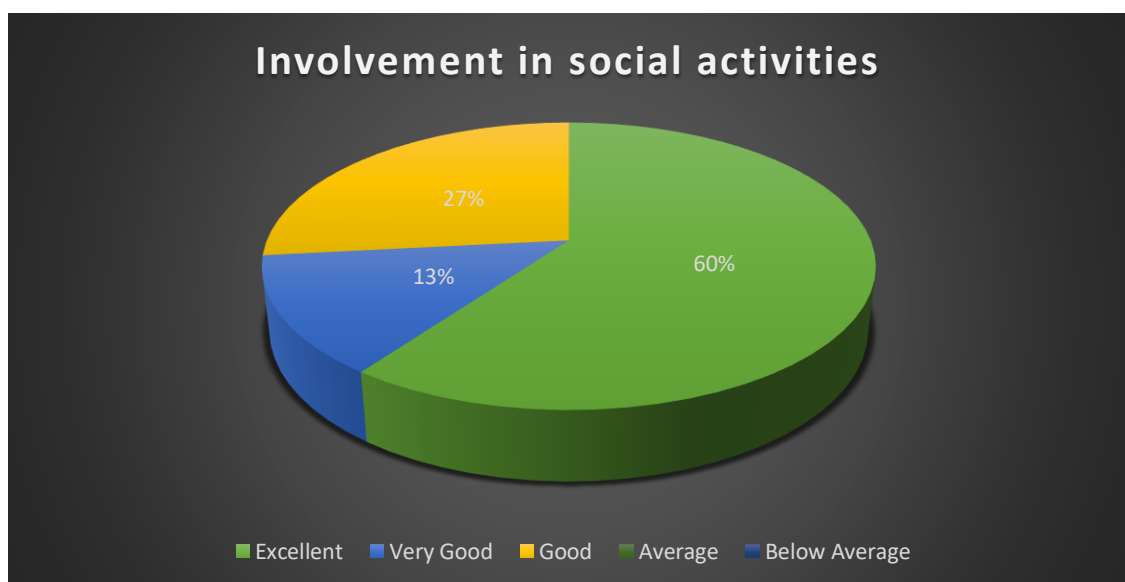
Most of the employers think that our students are responsible and willing to work beyond their schedule. Only 13% of employers commented that they are good to work beyond schedule.

7. Working as part of a Team



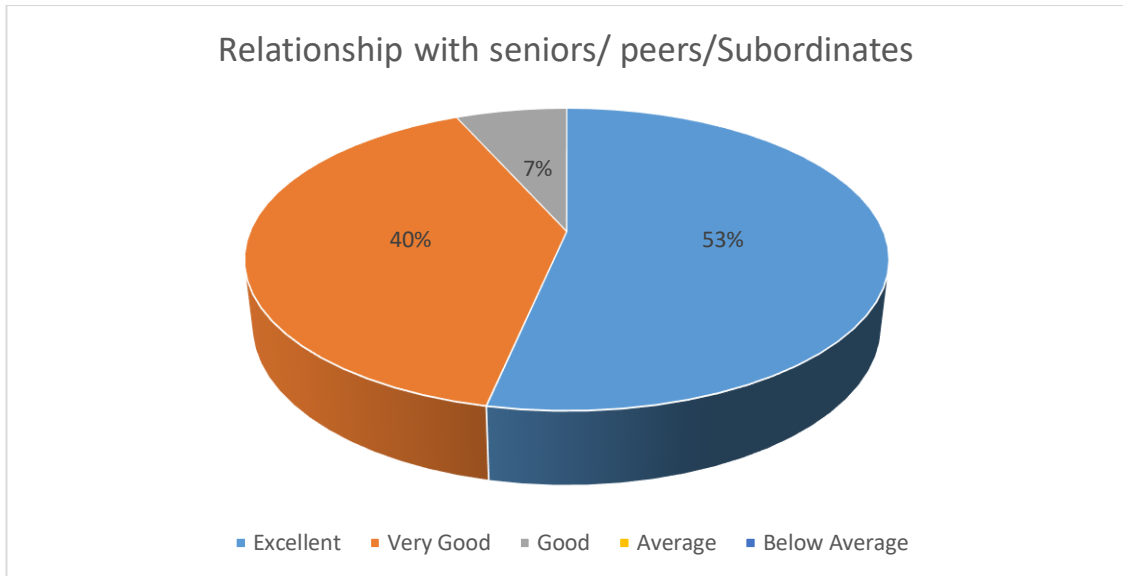
Employers opined that our students are very cooperative in nature and willing to work as part of a team.

8. Involvement in social activities



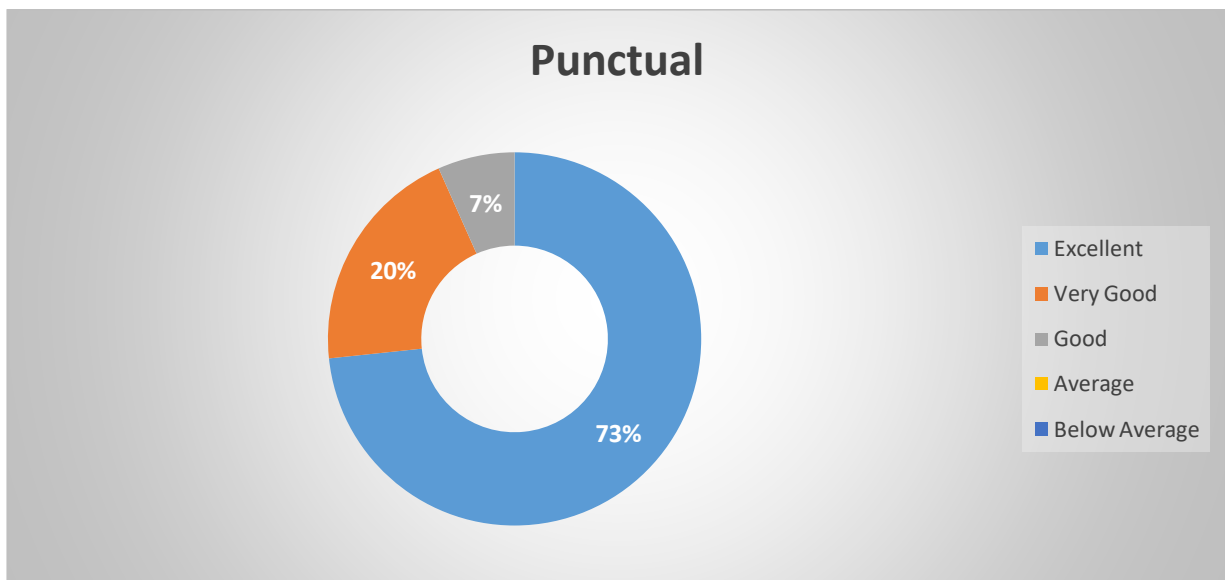
The majority of the employers commented that they are excellent at being involved in social activities. 27% of employers commented that they are good at handling social activities.

9. Relationship with seniors/ peers/ subordinates




Employers commented that our students are very cooperative and maintains a cordial relationship with peers, seniors and subordinates.

10. Punctual



73% of employers opined that our students are excellent in maintaining punctuality whereas 20% of employers opined that our students are good at maintaining punctuality.



**FEEDBACK ON CURRICULUM
STUDENTS 2022- 2023**

CONTENTS

| | TITLE |
|----------|--------------------------------------|
| 1 | INTRODUCTION |
| 2 | FEEDBACK COMMITTEE |
| 3 | FEEDBACK METHODOLOGY |
| 4 | FEEDBACK PROCESS |
| 5 | FEEDBACK ANALYSIS OF STUDENTS |

1. INTRODUCTION

Feedback has a significant role in curriculum delivery. IQAC committee compiles feedback on the curriculum from students, teachers, employers and alumni, for the smooth conduct of curriculum. A feedback committee is constituted to collect and analyze the feedback received from the students and intimates the authorities concerned to take necessary steps.

2. FEEDBACK COMMITTEE

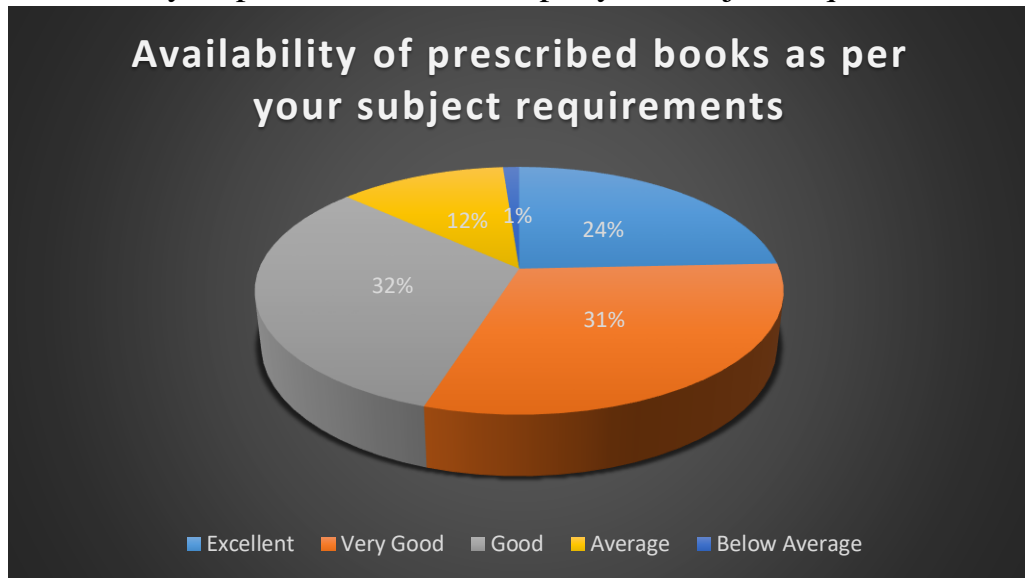
The Feedback Committee consists of the Principal, IQAC Coordinator and Heads of different Departments .They are entrusted with the duty of distributing the questionnaire among the students of different programmes and collecting, analyzing the feedback from the students.

3. FEEDBACK METHODOLOGY

The feedback is compiled from the students through Google forms having variety of questions from different areas of importance and through personal interface with students at open house meetings etc. The collected feedback is analyzed and a summary is submitted to IQAC for further action. IQAC further sends it to the council to implement the suggested changes.

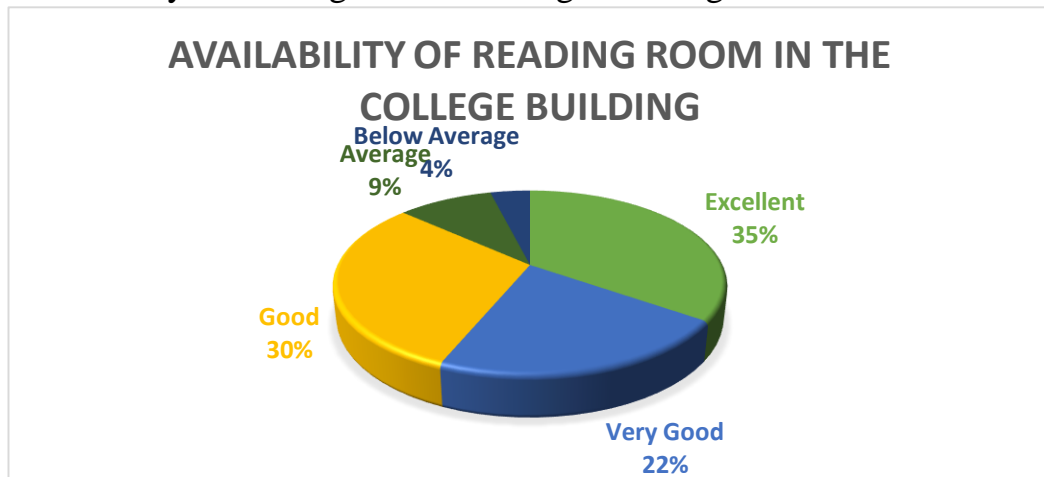
Feedback on the Functioning of the Library

1. Availability of prescribed books as per your subject requirements



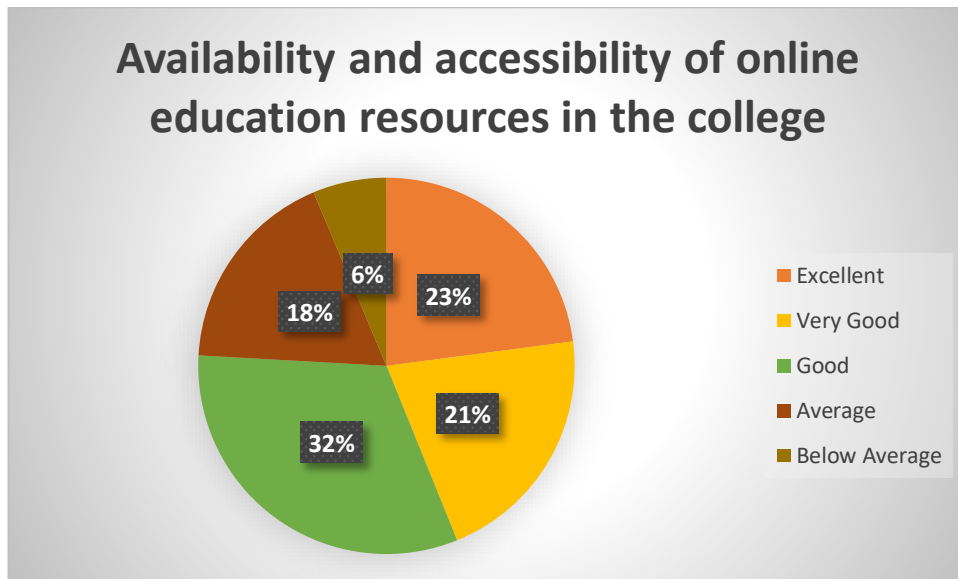
The majority of students opined that the library prescribed books as per their subject requirements. However, some students possess negative opinion of this statement.

2. Availability of reading room in college building



Most of the students are satisfied with the availability of reading room in college building

3. Availability and accessibility of online education resources in the college (e-resources)



Students are satisfied with the availability and accessibility of online education resources in the college (e-resources). However, 6% of students have a negative opinion.

4. Availability of reading materials (Newspaper, magazine, Journals and general books)



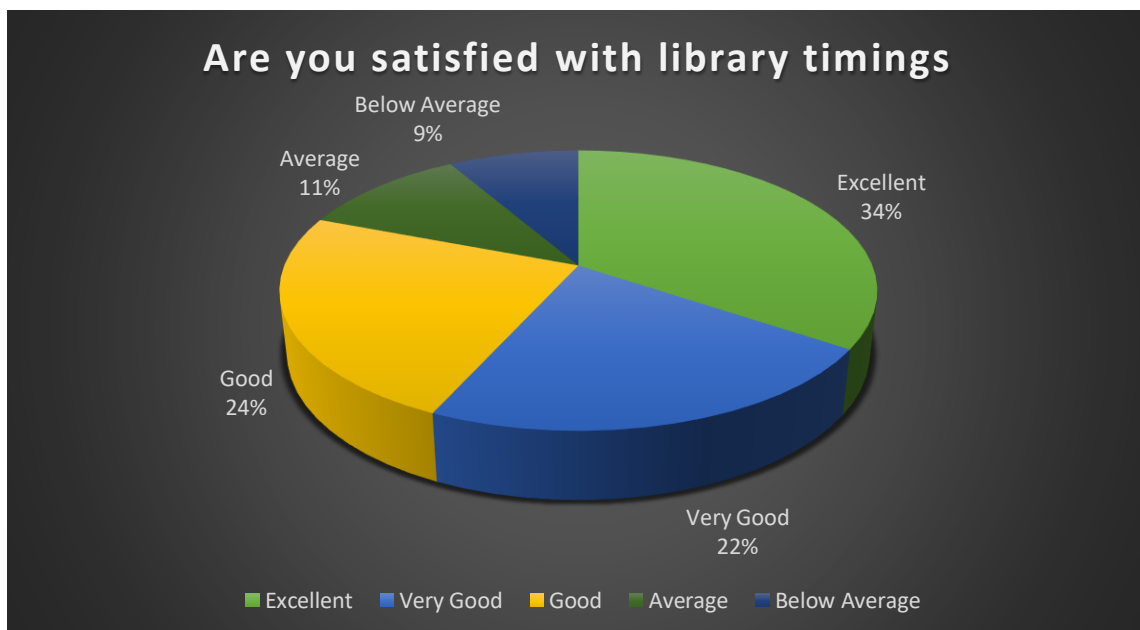
42% of students commented that there are excellent reading materials available in the college, where as 25% commented that the reading material available is very good.

5. Are you satisfied with the overall library services?



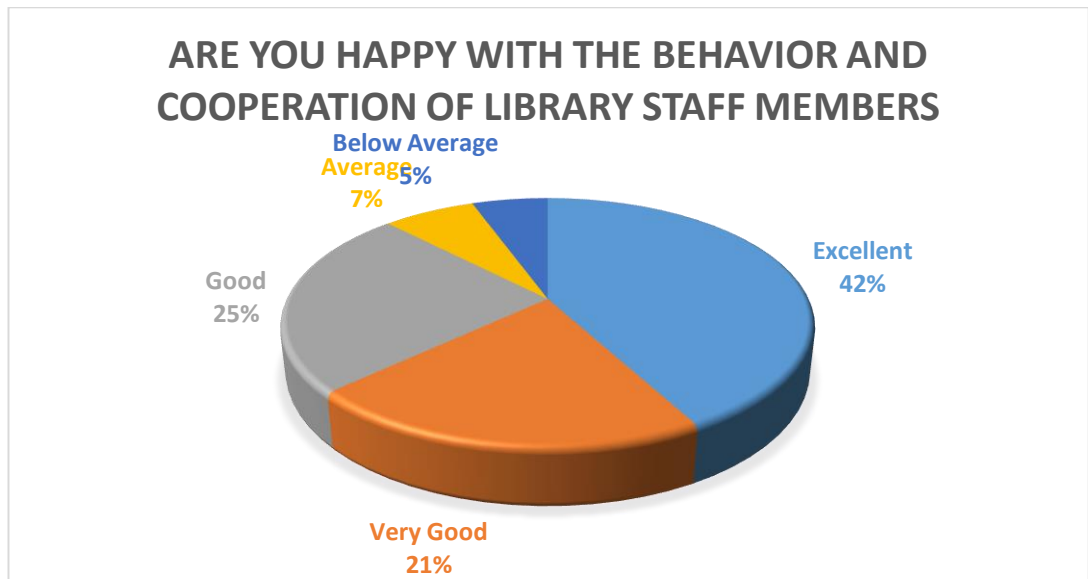
The majority of students are satisfied with the overall services provided by the library.

6. Are you satisfied with library timings



More than 50% of students are satisfied with the library timings. However, 9% of students are very dissatisfied with the library timings.

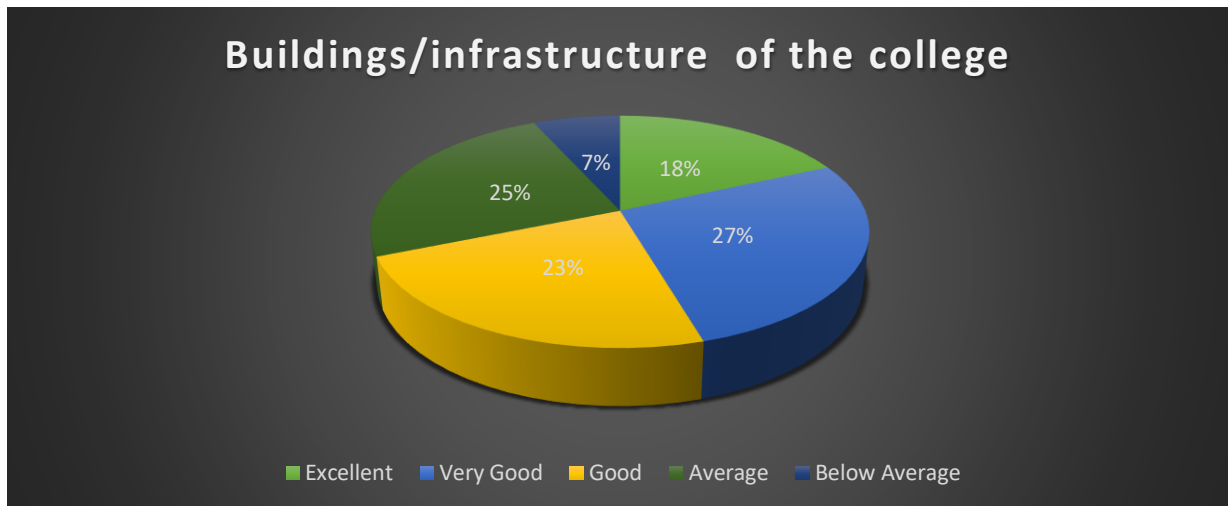
7. Are you happy with the behaviour and cooperation of library staff members



Most of the students participated in the feedback survey opined that they are very satisfied in the behavior and cooperation of library staff members.

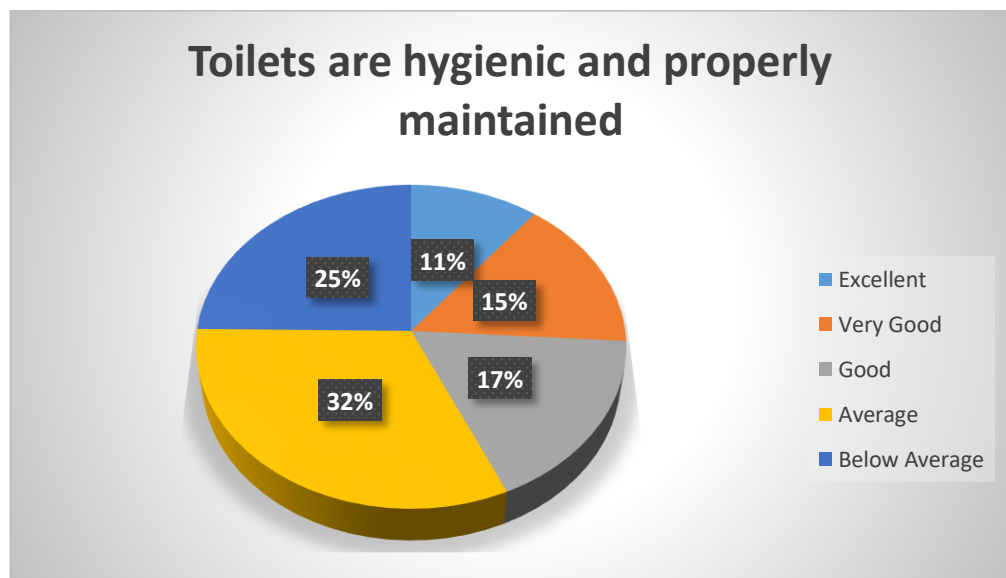
Feedback on infrastructural facilities of the College

1. Buildings/infrastructure of the college



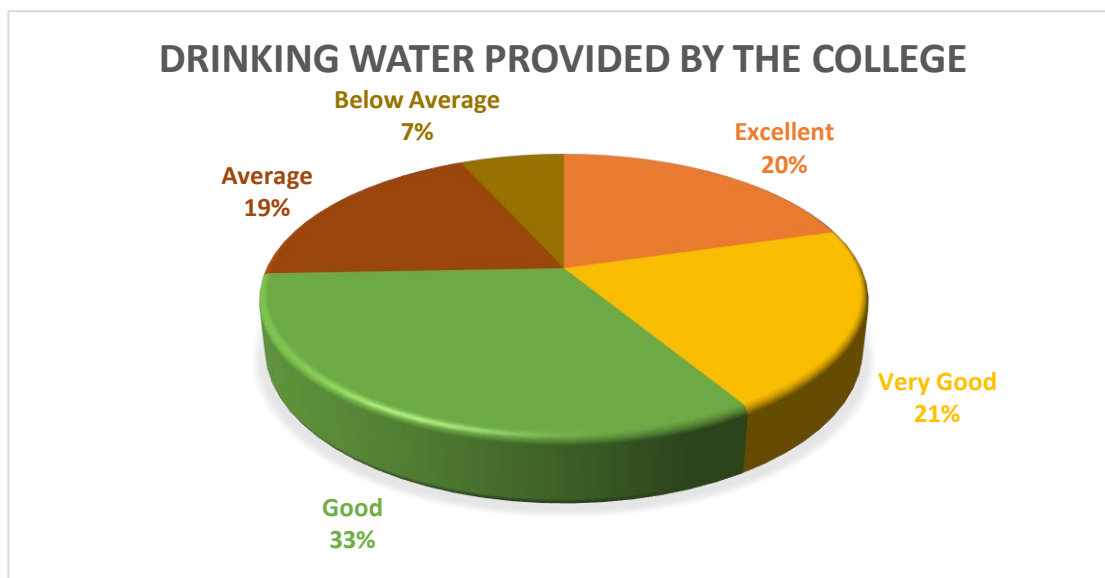
More than 50% of students opined that the infrastructural facilities offered by the college are very good.

2 Toilets are hygienic and properly maintained



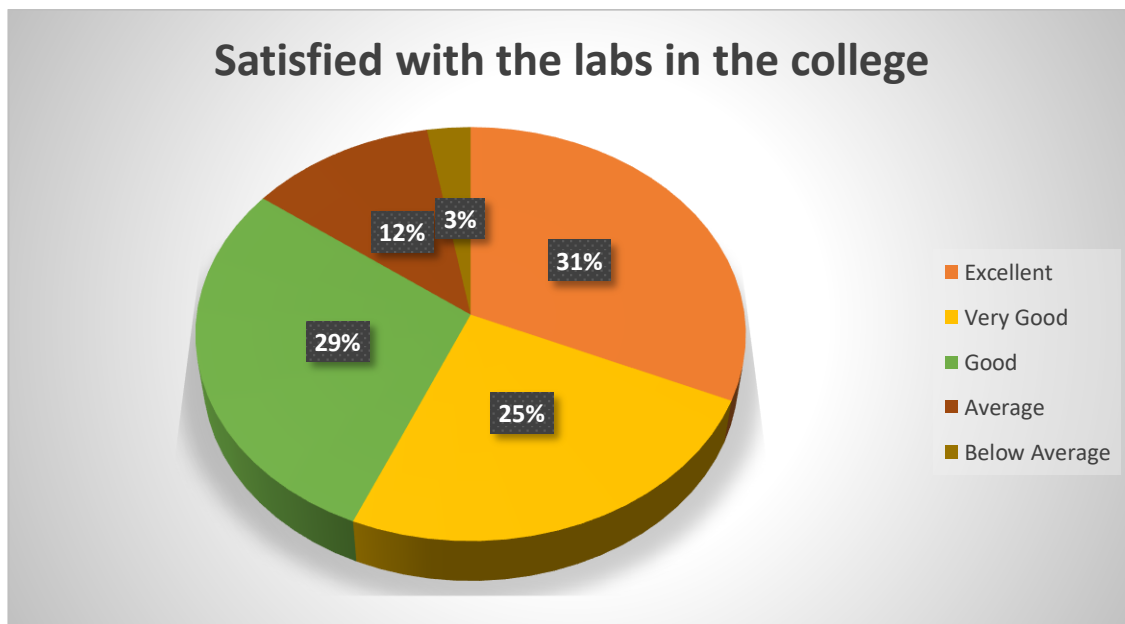
The majority of students complained that toilets are unhygienic and not properly maintained.

3. Drinking water provided by the college



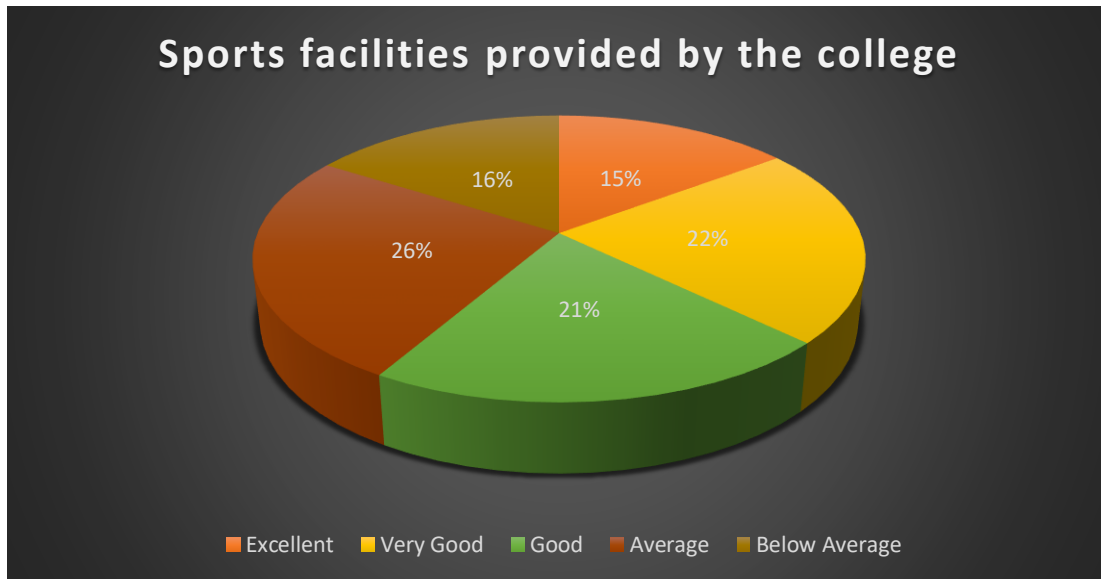
Students are satisfied with the drinking water facilities provided by the college.

4. Satisfied with the labs in the college



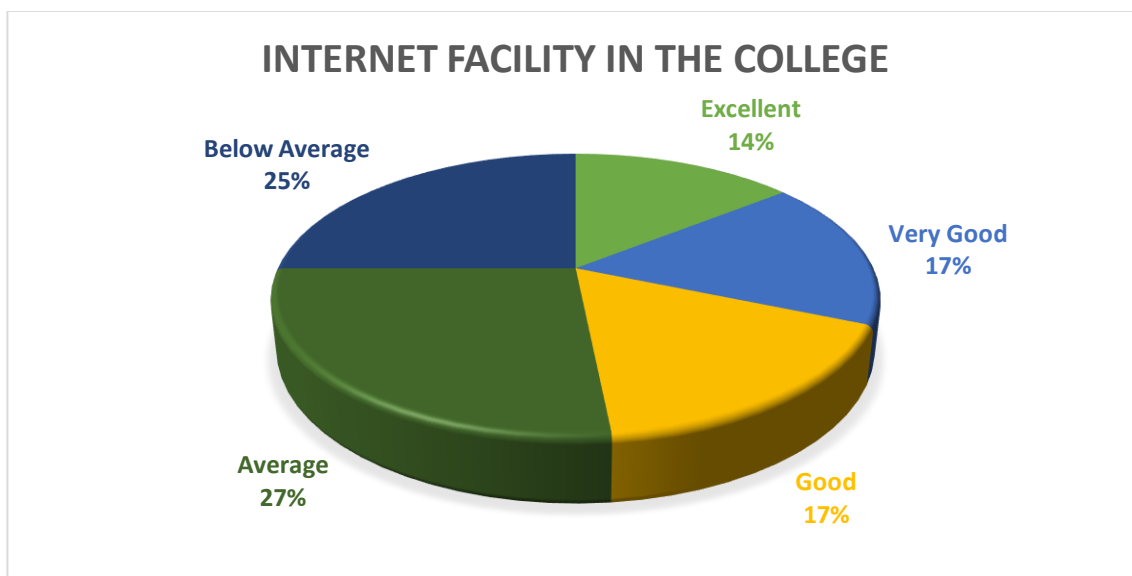
More than half of the students commented that they are satisfied with the laboratory facilities provided by the college.

5. Playground/ sports facilities provided by the college



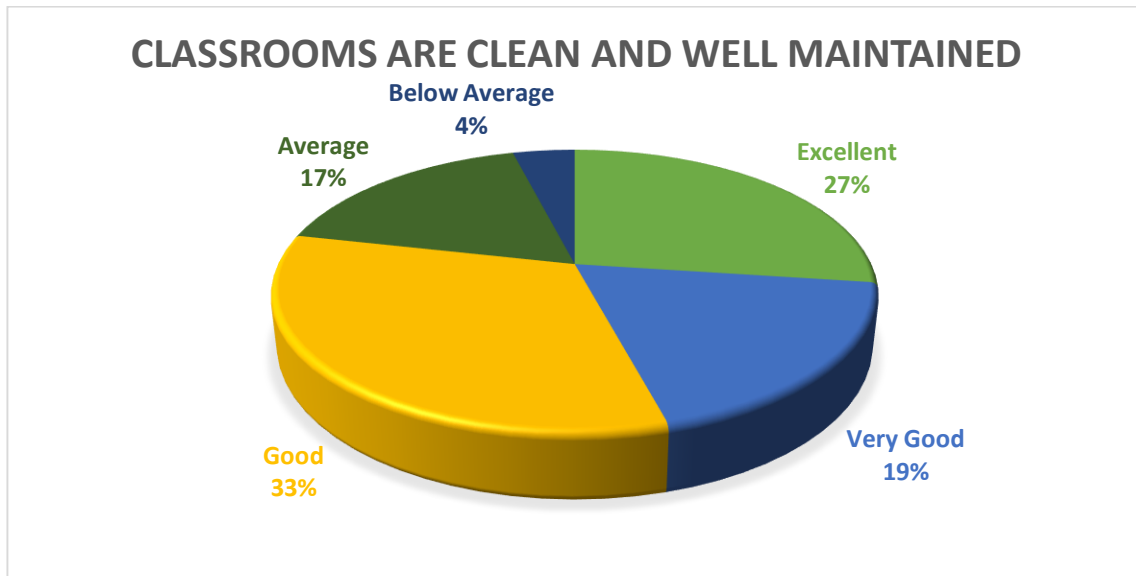
Only 15% of students opined that the sports facilities provided by the college are excellent. Around 50% of students complain about the sports facilities offered by the college.

6. Internet facility in the college



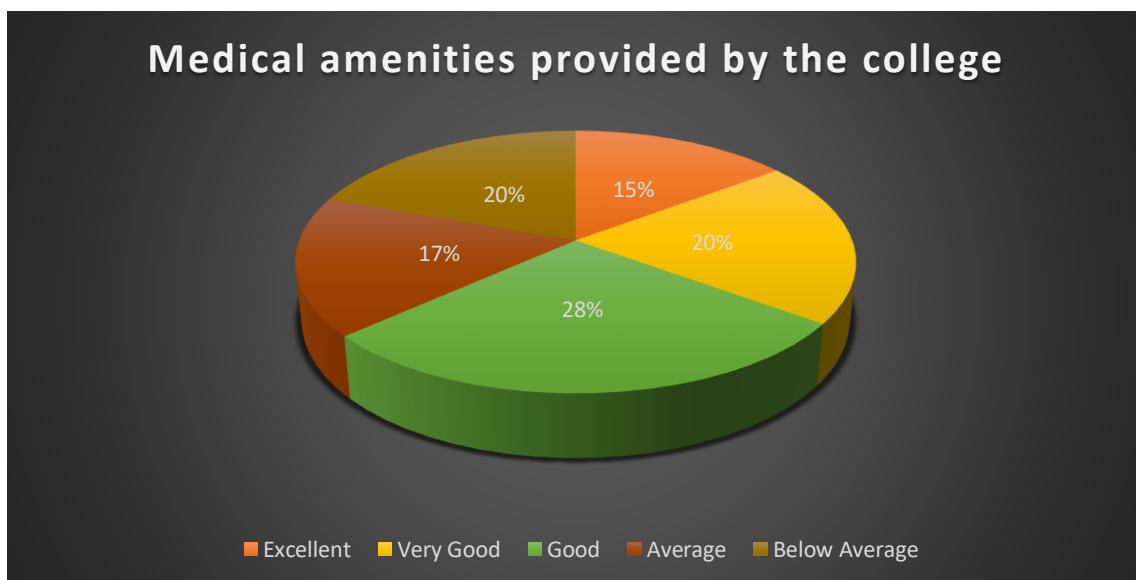
More than 50% of students complained about the internet facilities provided by the college. Only 14% students opined that the internet facilities offered by the college were excellent.

7. Classrooms are clean and well maintained



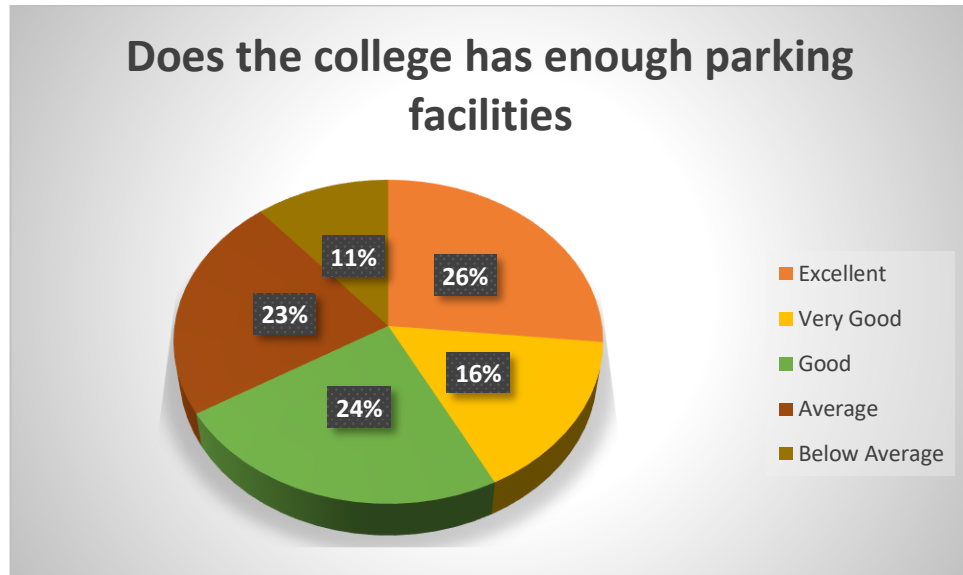
More than 70% of students of students commented that the classrooms are clean and well maintained.

8. Medical amenities provided by the college



Around 60% of students are satisfied with the medical amenities provided by the college. However, 20% of students opined that the medical facilities offered by the college are below their expectation.

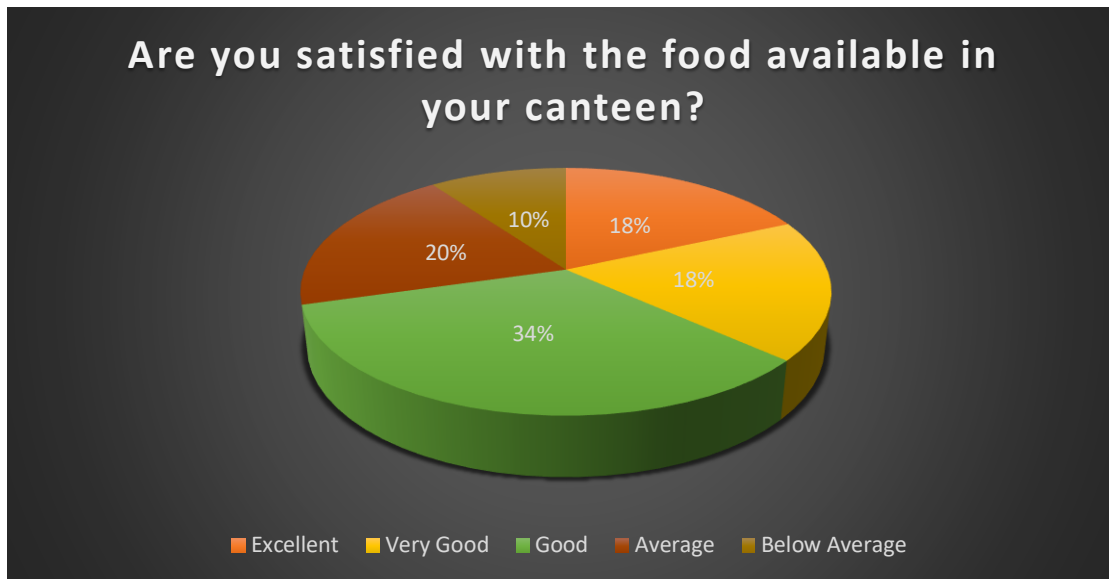
9. Does the college have enough parking facilities?



26% of students opined that the college provides excellent parking facilities. However, 11% of students complained that the parking facilities offered by the college are below their expectation.

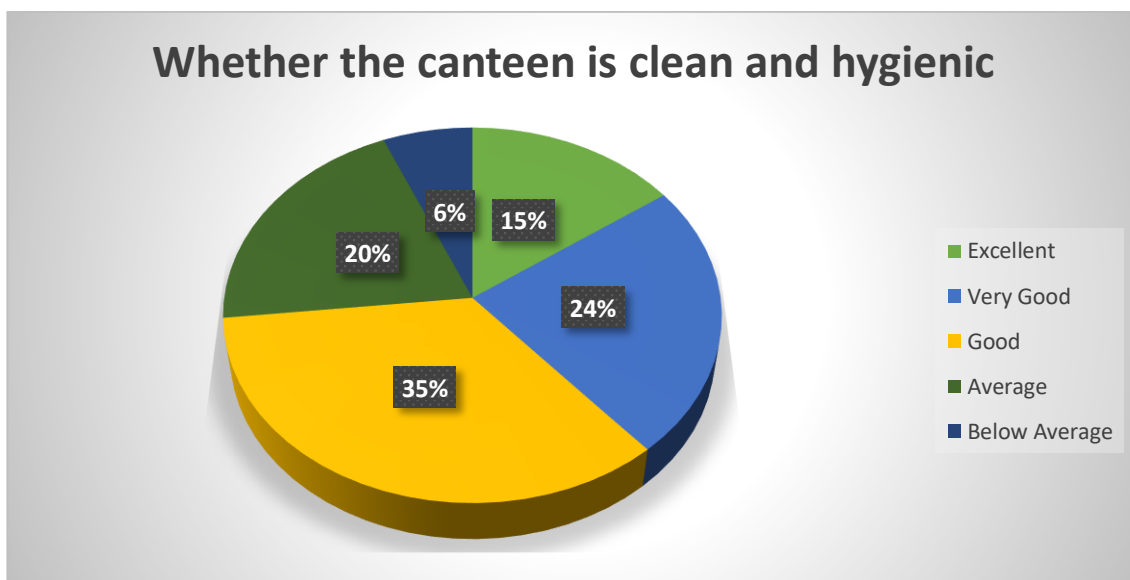
Feedback on Canteen Facilities Provided By the College

1. Are you satisfied with the food available in your canteen?



Majority of students are satisfied with the food available in the college canteen.

2. Whether the canteen is clean and hygienic?



More than half of the students commented that the canteen is clean and hygienic. However, 6% of students possess negative opinion towards this statement.

3. Whether the food is tasty and well-cooked



The majority of students opined that the food provided in college canteen is tasty and well cooked.

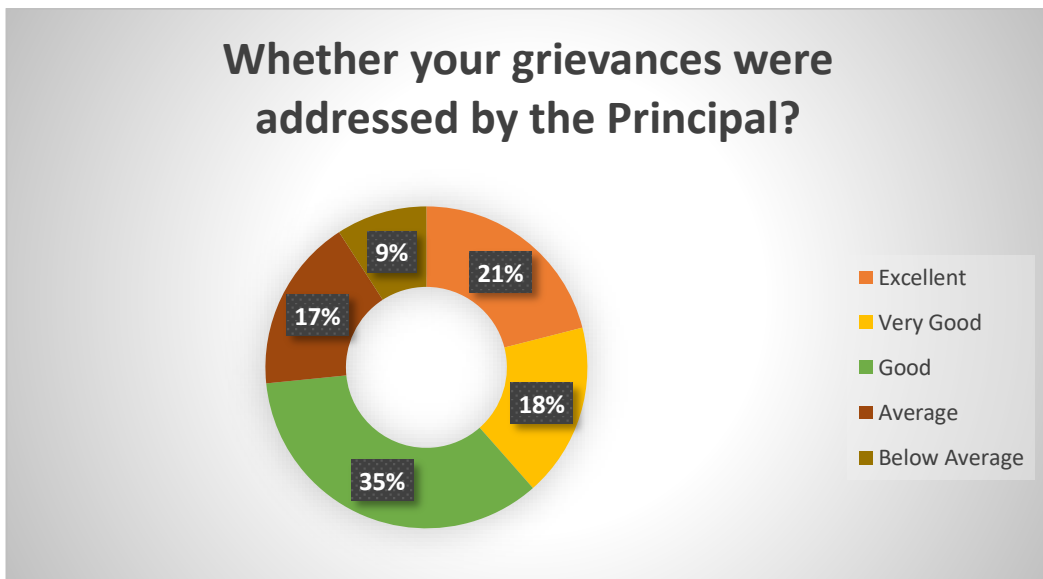
Feedback on the Administrative Function of the College

1. Are you satisfied with the services provided by the office staff?



Students are satisfied with the services provided by the office staff.

2. Whether your grievances and complaints were addressed by the Principal?



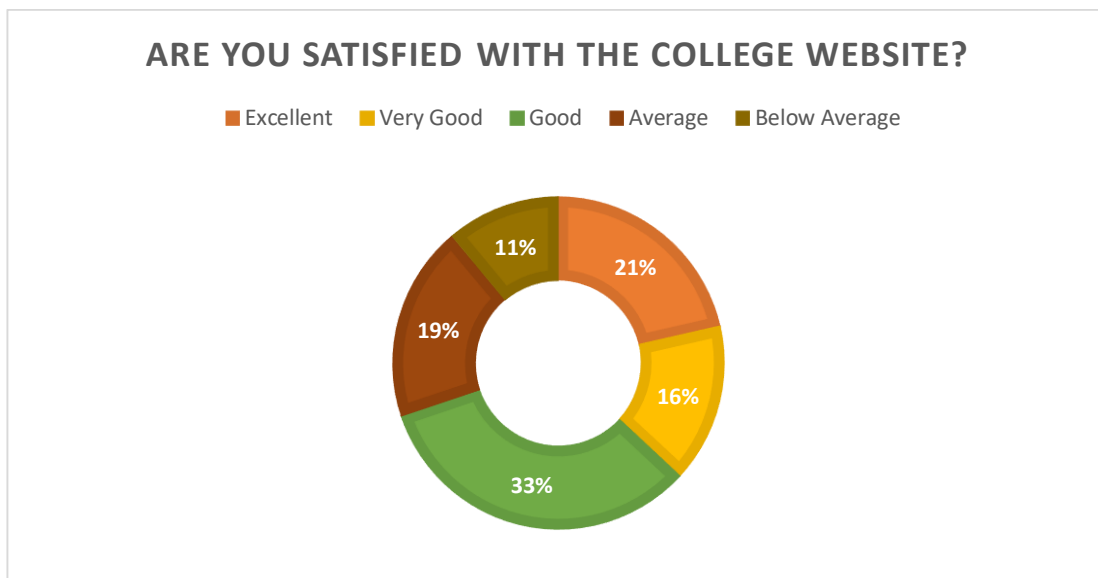
The majority of students commented that their grievances and complaints were addressed by the Principal. Only 9% of students complained that it is not properly addressed by the Principal.

3. Are you satisfied with the attitude and cooperation of administrative staff towards students?



Most of the students opined that they are satisfied with the cooperation of administrative staff towards students.

4. Are you satisfied with the college website?



21% of students commented that the college website are excellent, whereas 11% of students commented that it is below their expectation level.

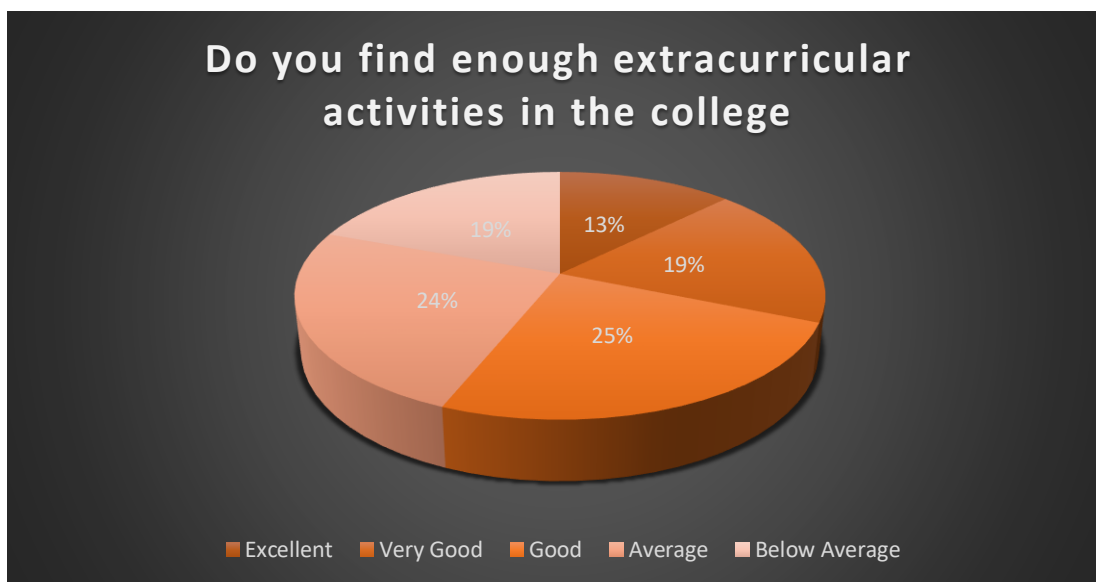
5. Do the office staff redress grievances on time?



40% of students opined that the office staff is very good in redressing their grievance on time. However, 6% of students have negative opinion on the statement.

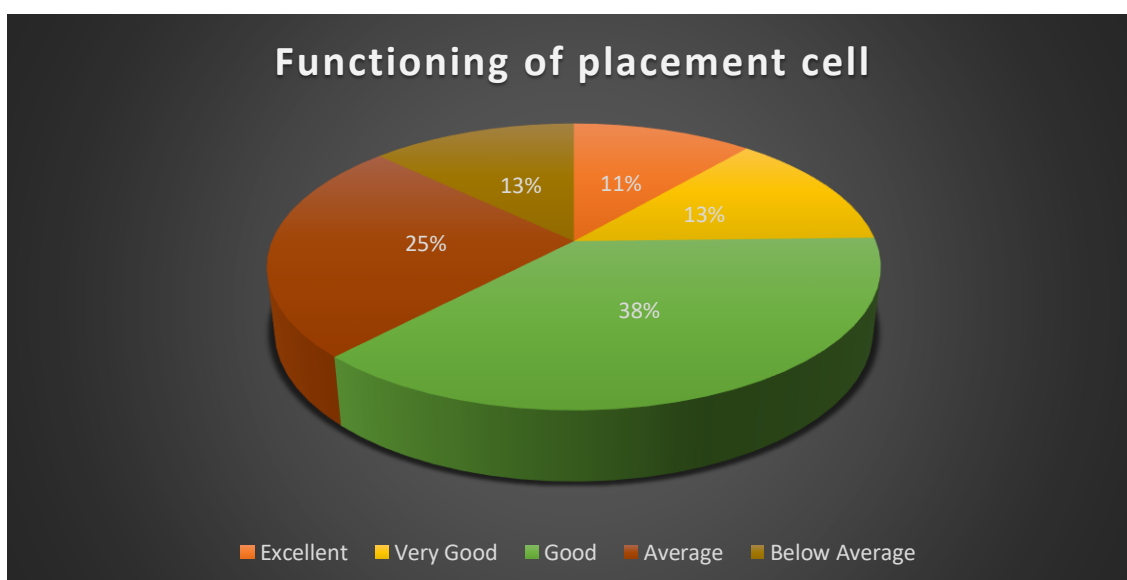
Feedback on Clubs and Activities Organized by the College

1. Do you find enough extracurricular activities in the college?



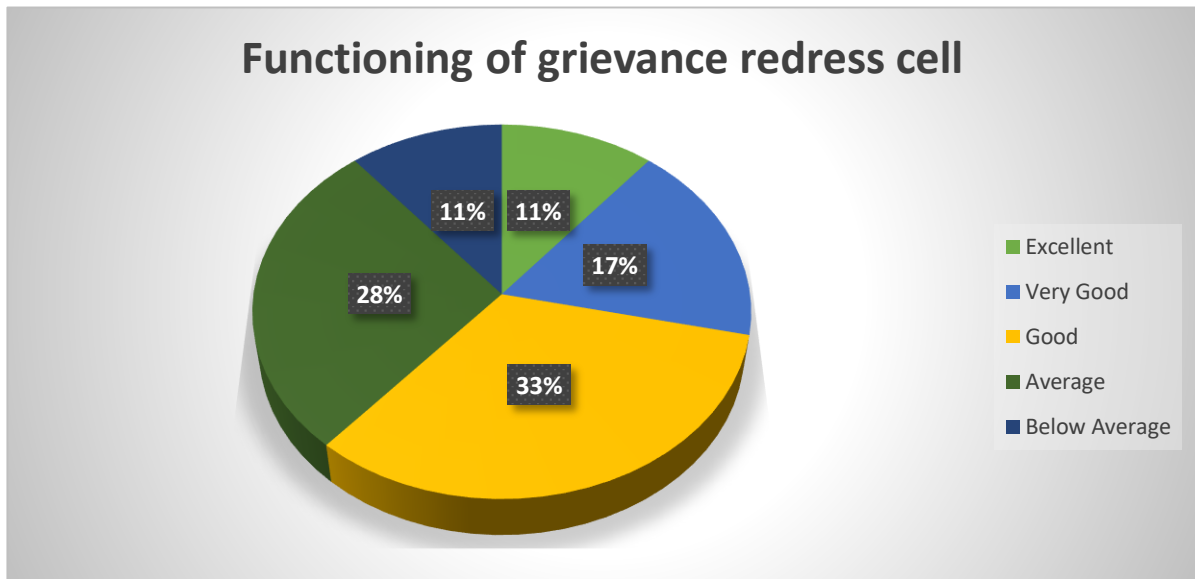
Around 50% of students opined that the college is not offering enough extracurricular activities to the students. Only 13% of students are satisfied with the extracurricular activities offered by the college.

2. Functioning of placement cell



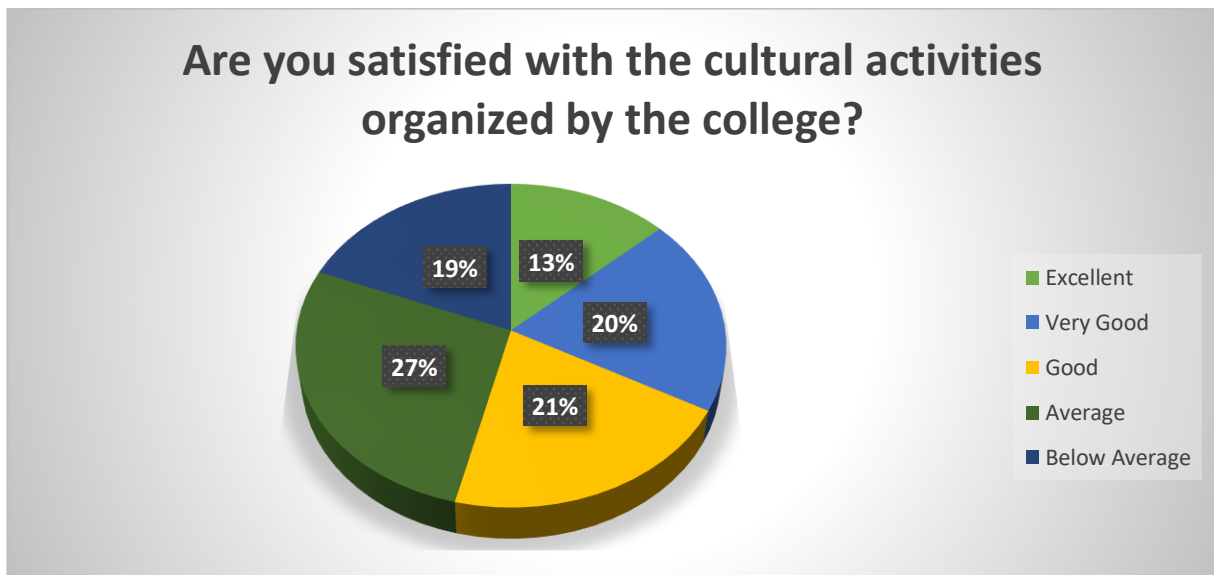
Most of the students are satisfied with the functioning of the placement cell. 13% of students commented that the functioning of the placement cell is below their expectation level.

3. Functioning of grievance redress cell



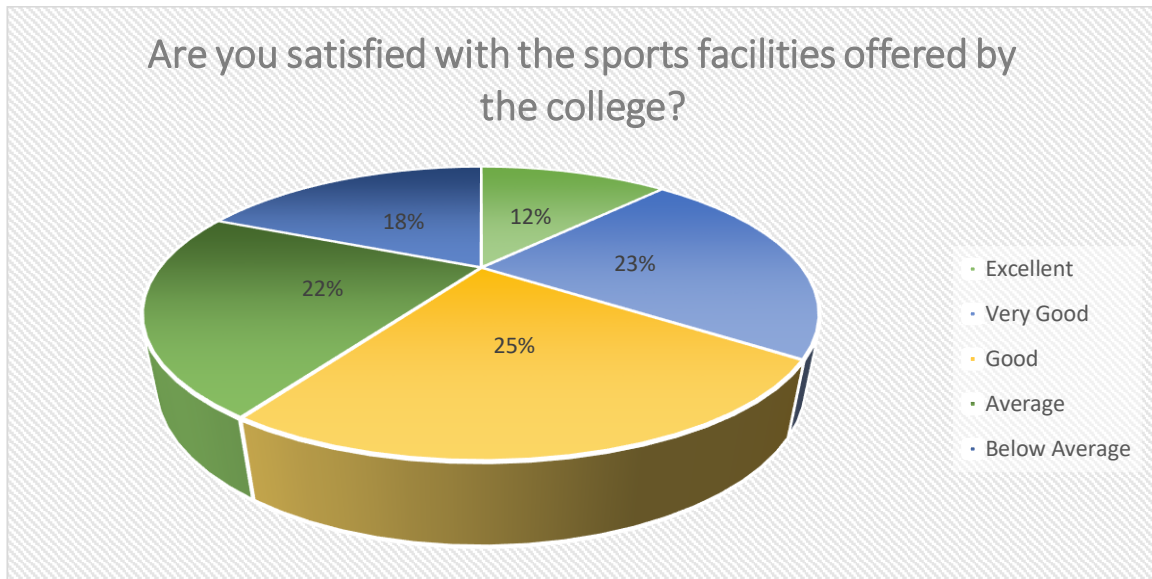
The majority of students opined that the functioning of grievance redress cell is good. However, 11% of students complained that the functioning is below their expectation level.

4. Are you satisfied with the cultural activities organized by the college?



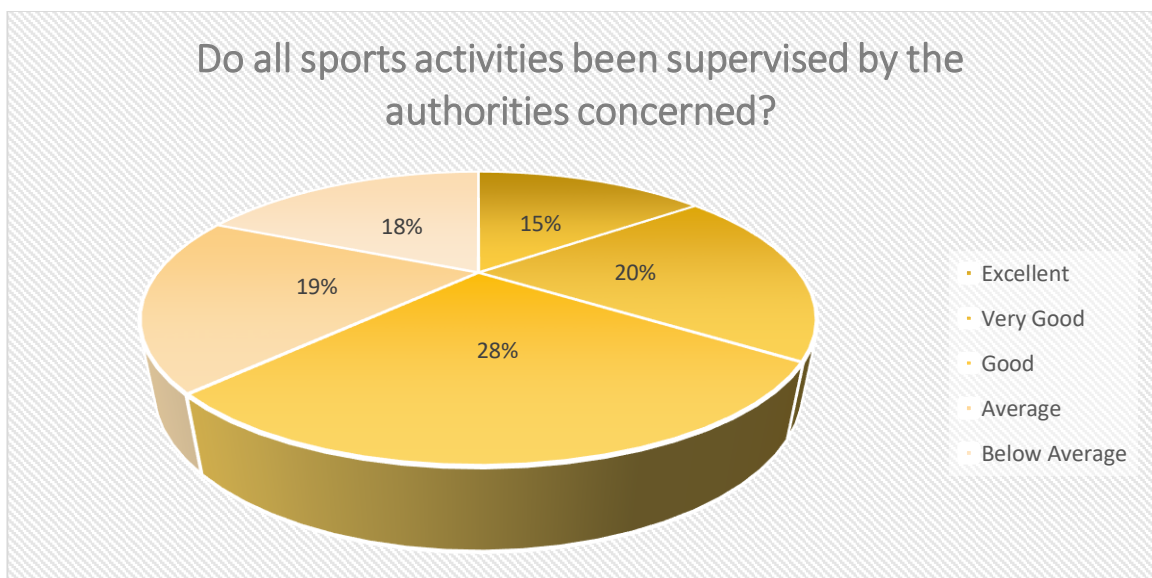
The majority of students are not satisfied with the cultural activities organized by the college.

5. Are you satisfied with the sports facilities offered by the college?



Around 40% of students are not satisfied with the sports facilities offered by the college. Around 60% of students provided average rating to the sports facilities offered by the college.

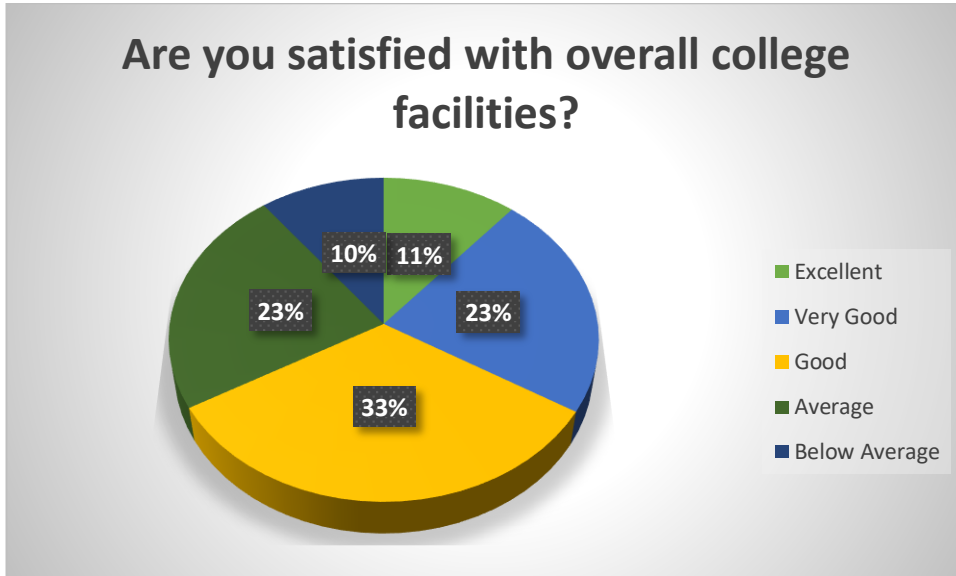
6. Do all sports activities have been supervised by the authorities concerned?



Only 35% of students opined that the sports activities are supervised by the authorities concerned. However, 18% of students complained that it is not properly supervised by the authorities concerned.

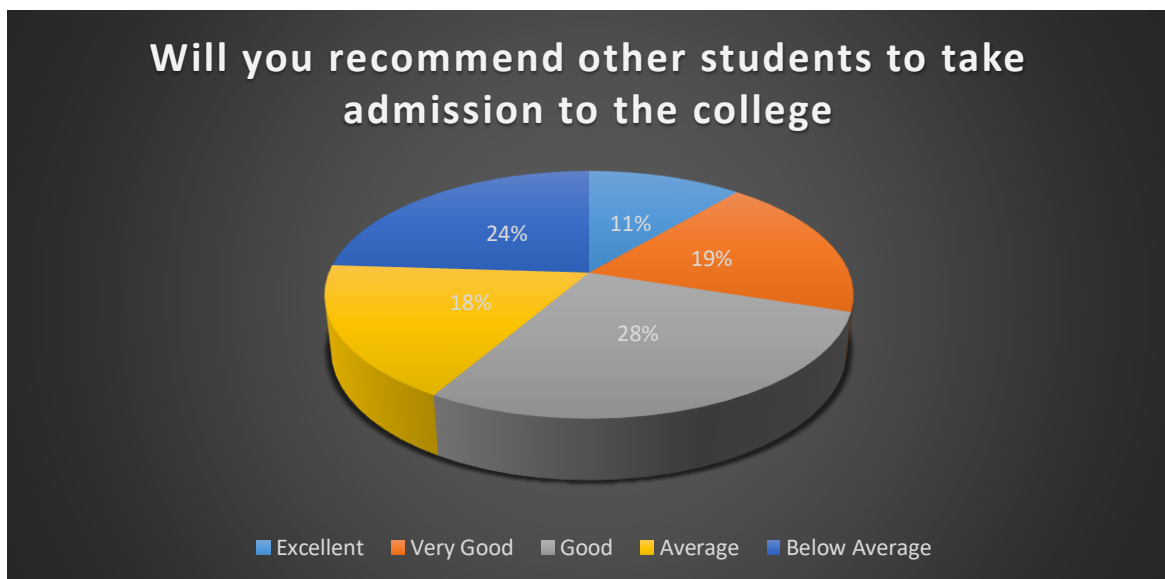
Feedback on the Overall Functioning of the College

1. Are you satisfied with overall college facilities?



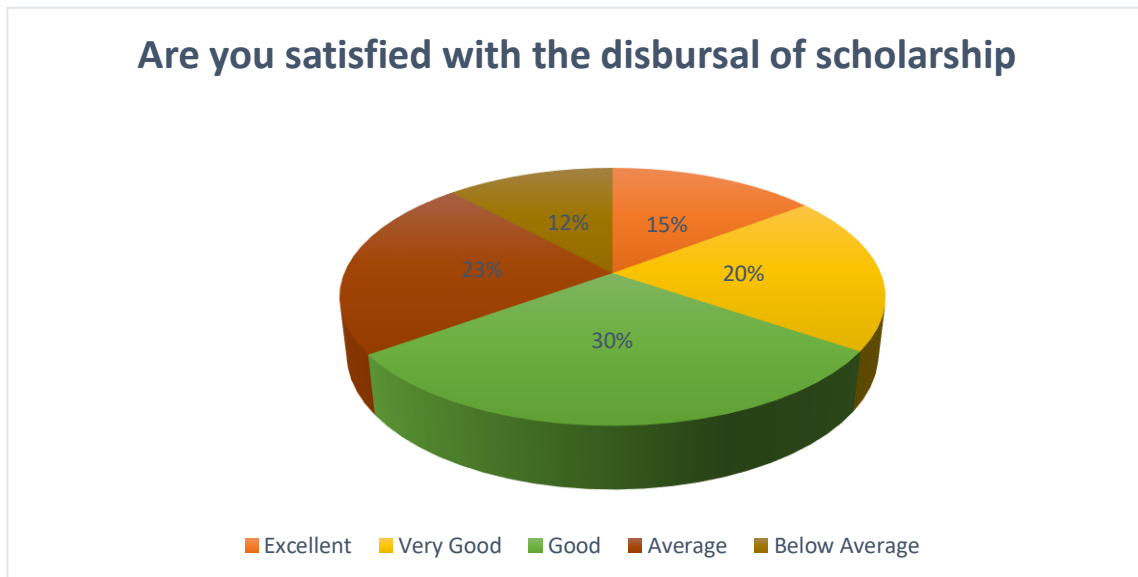
More than 50% of students are satisfied with the overall facilities offered by the college. Only 10% of students are dissatisfied with the overall functioning of the college.

2. Will you recommend other students to take admission to the college



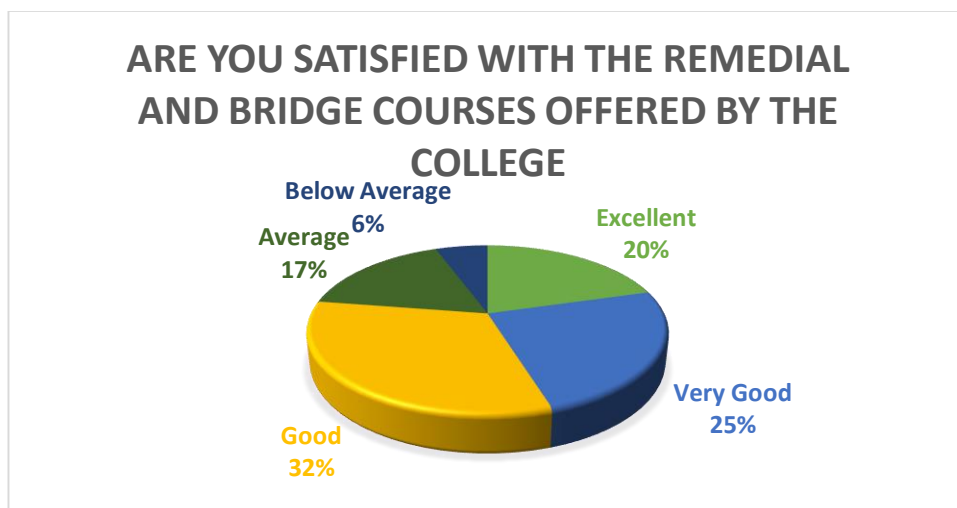
Around 50% of students opined that they will recommend other students to take admission to the college.

3. Are you satisfied with the disbursal of scholarship



35% of students are not satisfied with the disbursal of scholarship. Only 15% of students provide an excellent opinion on the disbursal of scholarships.

4. Are you satisfied with the remedial and bridge courses offered by the college?



The majority of students are satisfied with the remedial and bridge courses offered by the college. Only 6% of students possess negative opinion.

Students' Feedback on Teachers

Department of Food Science

| Statements | Excellent | Very Good | Good | Average | Below Average | Total |
|--|-----------|-----------|------|---------|---------------|-------|
| The teacher covers the syllabus on time | 62% | 23% | 14% | 1% | | 100% |
| The teacher is regular and punctual in class | 62% | 20% | 14% | 4% | | 100% |
| The teacher provides guidance in academic and non academic matters | 50% | 26% | 20% | 4% | | 100% |
| Are you satisfied with the knowledge content of your teacher? | 56% | 27% | 16% | 1% | | 100% |
| The teacher encourages participation and discussion in class | 48% | 28% | 21% | 3% | | 100% |
| The teacher uses modern teaching aids/gadgets, hand outs web resources etc. | 45% | 22% | 26% | 5% | 2% | 100% |
| The teacher invites opinions and questions on the subject matter from students | 46% | 30% | 22% | 2% | | 100% |
| Teacher creates an interest in the subject | 51% | 24% | 20% | 3% | 2% | 100% |
| Periodical assessments are conducted as per schedule | 52% | 25% | 20% | 3% | | 100% |
| The teacher links the subject to real-life experiences and creates interest in the subject | 46% | 28% | 23% | 2% | 1% | 100% |
| Communicates clearly and efficiently | 67% | 15% | 16% | 2% | | 100% |

Overall, students are very satisfied with the performance of teachers in the Food Science Department. However, a smaller percentage of students commented that the performance of teachers are not up to the expectations of students while using modern teaching gadgets and creating an interest in the subject by linking to the outside world

Department of Chemistry

| Statements | Excellent | Very Good | Good | Average | Below Average | Total |
|--|-----------|-----------|------|---------|---------------|-------|
| The teacher covers the syllabus on time | 100% | | | | | 100% |
| The teacher is regular and punctual in class | 100% | | | | | 100% |
| The teacher provides guidance in academic and non academic matters | 100% | | | | | 100% |
| Are you satisfied with the knowledge content of your teacher? | 100% | | | | | 100% |
| The teacher encourages participation and discussion in class | 99% | | 1% | | | 100% |
| The teacher uses modern teaching aids/gadgets, hand outs web resources etc. | 100% | | | | | 100% |
| The teacher invites opinions and questions on the subject matter from students | 100% | | | | | 100% |
| Teacher creates an interest in the subject | 100% | | | | | 100% |
| Periodical assessments are conducted as per schedule | 100% | | | | | 100% |
| The teacher links the subject to real-life experiences and creates interest in the subject | 100% | | | | | 100% |
| Communicates clearly and efficiently | 100% | | | | | 100% |

All the Students have an excellent opinion about the performance of the faculties in the Department of Chemistry. In the case of the teacher encouraging participation and discussion in class, only one student has a difference of opinion, and for all other statements they provide an excellent opinion.

Department of Physics

| Statements | Excellent | Very Good | Good | Average | Below Average | Total |
|--|-----------|-----------|------|---------|---------------|-------|
| The teacher covers the syllabus on time | 86% | 10% | 4% | | | 100% |
| The teacher is regular and punctual in class | 91% | 5% | 2% | 2% | | 100% |
| The teacher provides guidance in academic and non academic matters | 81% | 11% | 8% | | | 100% |
| Are you satisfied with the knowledge content of your teacher? | 89% | 8% | 3% | | | 100% |
| The teacher encourages participation and discussion in class | 84% | 10% | 6% | | | 100% |
| The teacher uses modern teaching aids/gadgets, hand outs web resources etc. | 77% | 17% | 6% | | | 100% |
| The teacher invites opinions and questions on the subject matter from students | 84% | 11% | 5% | | | 100% |
| Teacher creates an interest in the subject | 86% | 9% | 5% | | | 100% |
| Periodical assessments are conducted as per schedule | 86% | 8% | 6% | | | 100% |
| The teacher links the subject to real-life experiences and creates interest in the subject | 90% | 6% | 4% | | | 100% |
| Communicates clearly and efficiently | 87% | 9% | 4% | | | 100% |

From the feedback analysis, it is evident that the majority of students provides an excellent opinion about the faculties in the Department of Physics.

Department of Zoology

| Statements | Excellent | Very Good | Good | Average | Below Average | Total |
|--|-----------|-----------|------|---------|---------------|-------|
| The teacher covers the syllabus on time | 71% | 16% | 11% | 2% | | 100% |
| The teacher is regular and punctual in class | 75% | 20% | 3% | 2% | | 100% |
| The teacher provides guidance in academic and non academic matters | 80% | 15% | 5% | | | 100% |
| Are you satisfied with the knowledge content of your teacher? | 92% | 8% | | | | 100% |
| The teacher encourages participation and discussion in class | 84% | 13% | 3% | | | 100% |
| The teacher uses modern teaching aids/gadgets, hand outs web resources etc. | 56% | 19% | 24% | 1% | | 100% |
| The teacher invites opinions and questions on the subject matter from students | 78% | 18% | 4% | | | 100% |
| Teacher creates an interest in the subject | 75% | 18% | 6% | 1% | | 100% |
| Periodical assessments are conducted as per schedule | 66% | 24% | 8% | 2% | | 100% |
| The teacher links the subject to real-life experiences and creates interest in the subject | 65% | 20% | 13% | 2% | | 100% |
| Communicates clearly and efficiently | 89% | 8% | 1% | 2% | | 100% |

The majority of students in the zoology department commented on the performance of their teachers as excellent. However, a lower percentage of students have some negative opinion and they commented that the performance of their teachers is only average on the given statements.

Department of Politics

| Statements | Excellent | Very Good | Good | Average | Below Average | Total |
|--|-----------|-----------|------|---------|---------------|-------|
| The teacher covers the syllabus on time | 81% | 14% | 5% | | | 100% |
| The teacher is regular and punctual in class | 77% | 18% | 5% | | | 100% |
| The teacher provides guidance in academic and non academic matters | 76% | 15% | 7% | 2% | | 100% |
| Are you satisfied with the knowledge content of your teacher? | 81% | 16% | 3% | | | 100% |
| The teacher encourages participation and discussion in class | 74% | 19% | 3% | 2% | 2% | 100% |
| The teacher uses modern teaching aids/gadgets, hand outs web resources etc. | 73% | 24% | 3% | | | 100% |
| The teacher invites opinions and questions on the subject matter from students | 77% | 18% | 5% | | | 100% |
| Teacher creates an interest in the subject | 78% | 15% | 6% | 1% | | 100% |
| Periodical assessments are conducted as per schedule | 74% | 21% | 5% | | | 100% |
| The teacher links the subject to real-life experiences and creates interest in the subject | 81% | 13% | 6% | | | 100% |
| Communicates clearly and efficiently | 84% | 12% | 4% | | | 100% |

From the feedback analysis, it is evident that the majority of students provide an excellent opinion about the faculties in the Department of Political Science. Only 2% of students commented that the performance of teachers are below average in creating participative environment in the classroom.

Department of Commerce


| | Excellent | Very Good | Good | Average | Below Average | Total |
|--|------------------|------------------|-------------|----------------|----------------------|--------------|
| The teacher covers the syllabus on time | 75% | 12% | 11% | 2% | | 100% |
| The teacher is regular and punctual in class | 85% | 10% | 5% | | | 100% |
| The teacher provides guidance in academic and non academic matters | 57% | 21% | 18% | 4% | | 100% |
| Are you satisfied with the knowledge content of your teacher? | 53% | 33% | 10% | 4% | | 100% |
| The teacher encourages participation and discussion in class | 51% | 25% | 20% | 4% | | 100% |
| The teacher uses modern teaching aids/gadgets, hand outs web resources etc. | 41% | 31% | 24% | 4% | | 100% |
| The teacher invites opinions and questions on the subject matter from students | 47% | 31% | 20% | 2% | | 100% |
| Teacher creates an interest in the subject | 56% | 18% | 20% | 6% | | 100% |
| Periodical assessments are conducted as per schedule | 54% | 28% | 16% | 2% | | 100% |
| The teacher links the subject to real-life experiences and creates interest in the subject | 57% | 21% | 15% | 7% | | 100% |
| Communicates clearly and efficiently | 65% | 22% | 10% | 3% | | 100% |

The majority of students are satisfied with the performance of teachers in the Department of Commerce. However, around 8% of students have some displeasure with the performance of their teachers.

Department of Economics

| Statements | Excellent | Very Good | Good | Average | Below Average | Total |
|--|-----------|-----------|------|---------|---------------|-------|
| The teacher covers the syllabus on time | 61% | 22% | 15% | 2% | | 100% |
| The teacher is regular and punctual in class | 52% | 28% | 17% | 3% | | 100% |
| The teacher provides guidance in academic and non academic matters | 50% | 29% | 18% | 3% | | 100% |
| Are you satisfied with the knowledge content of your teacher? | 58% | 23% | 16% | 3% | | 100% |
| The teacher encourages participation and discussion in class | 52% | 29% | 15% | 3% | 1% | 100% |
| The teacher uses modern teaching aids/gadgets, hand outs web resources etc. | 44% | 35% | 19% | 2% | | 100% |
| The teacher invites opinions and questions on the subject matter from students | 50% | 31% | 16% | 2% | 1% | 100% |
| Teacher creates an interest in the subject | 50% | 28% | 19% | 3% | | 100% |
| Periodical assessments are conducted as per schedule | 51% | 27% | 20% | 2% | | 100% |
| The teacher links the subject to real-life experiences and creates interest in the subject | 46% | 32% | 19% | 3% | | 100% |
| Communicates clearly and efficiently | 60% | 21% | 16% | 2% | 1% | 100% |

Around 50% of students commented that the performance of the teachers are excellent. However, one percentage of students commented that it is below average level.



ST. XAVIER'S COLLEGE VAIKOM
Re-accredited with B+ Grade by NAAC



**FEEDBACK ON CURRICULUM
TEACHERS 2022-2023**

CONTENTS

| | TITLE |
|----------|--------------------------------------|
| 1 | INTRODUCTION |
| 2 | FEEDBACK COMMITTEE |
| 3 | FEEDBACK METHODOLOGY |
| 4 | FEEDBACK PROCESS |
| 5 | FEEDBACK ANALYSIS OF TEACHERS |

1. INTRODUCTION

Feedback collection and analysis play a vital role in effective curriculum discharge. The feedback committee and the IQAC are entrusted with the responsibility of collecting the valuable suggestions and recommendations from teachers, alumni, employers and students. Teachers' feedback on the existing curriculum exposes the strengths and flaws of the curriculum as they are the tangible source and proponents of curriculum.

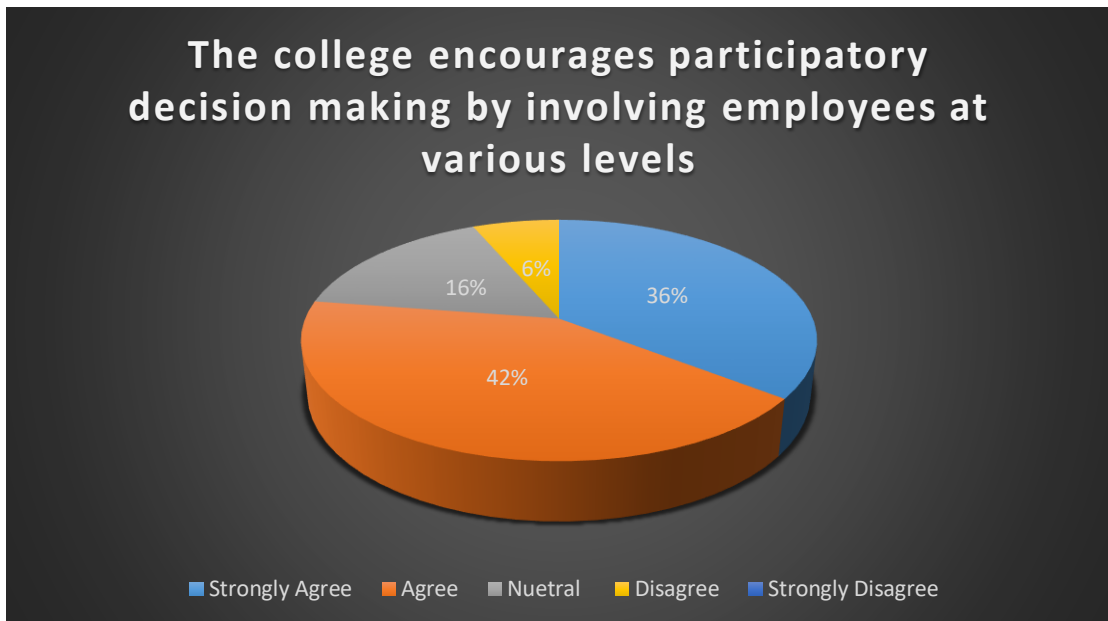
2. FEEDBACK COMMITTEE

This committee has the sole right to distribute, analyze and file the responses they received through feedbacks. They forward these suggestions to the IQAC and the Council for further action.

3. FEEDBACK METHODOLOGY

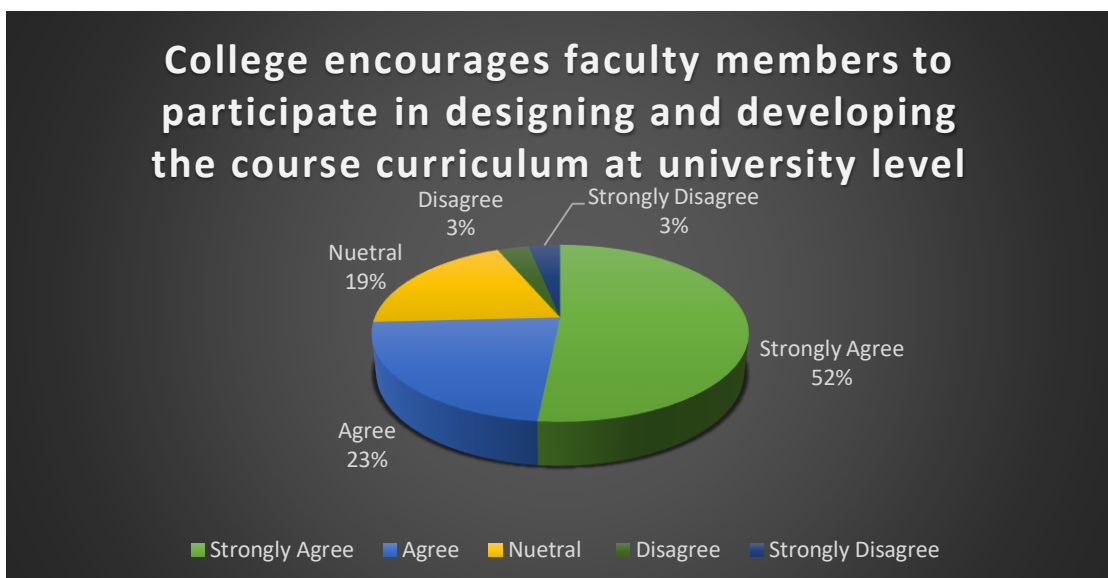
Feedback from teachers is recorded through Google forms and through staff/council and academic meetings. Their suggestions and recommendations are discussed and analyzed by the IQAC and other apex committees before forwarding it to the Universities concerned.

1. The college encourages participatory decision-making by involving employees at various levels



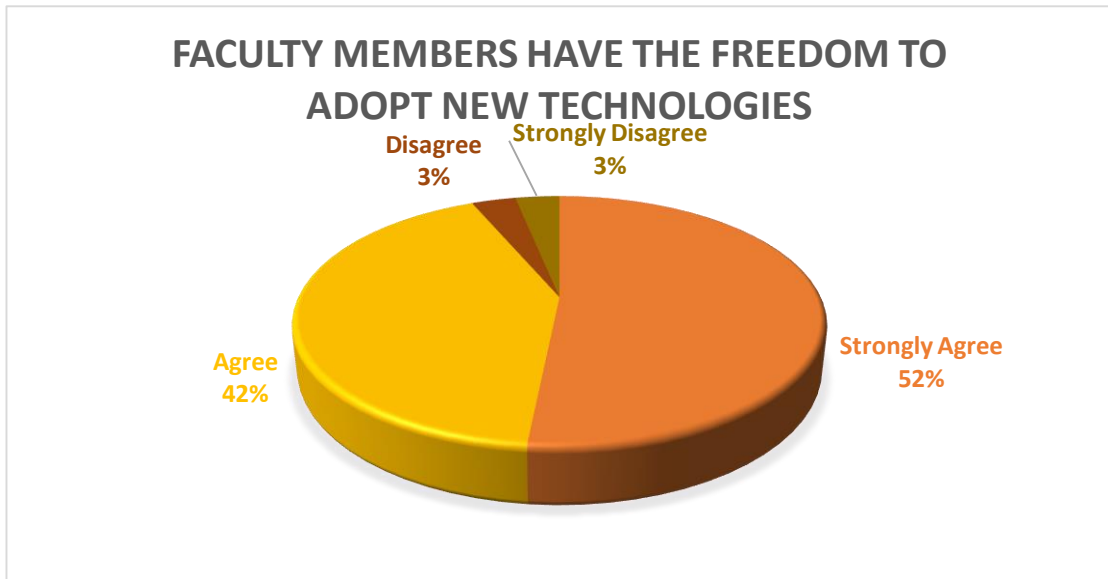
The majority of teachers opined that the college encourages participatory decision-making by involving employees at various levels. However, 16% of teachers neutrally commented on the statement whereas 6% of teachers disagreed with the statement.

2. The college encourages faculty members to participate in designing and developing the course curriculum at the university level



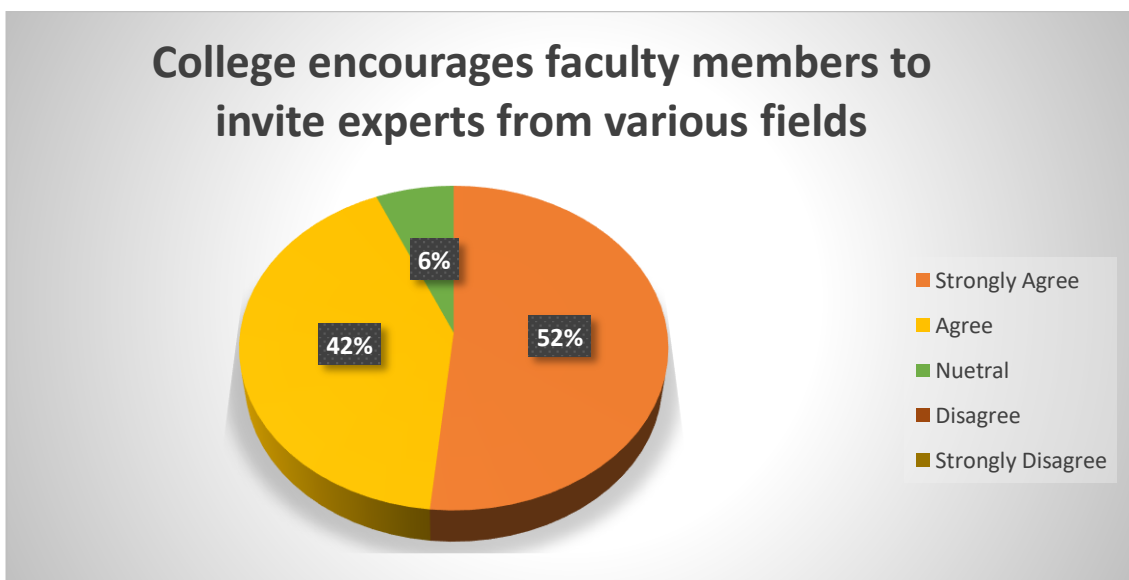
52% of faculty members opined that the college encourages faculty members to participate in designing and developing course curriculum. However, some of the faculty members opined that the college is not encouraging faculty members to participate in designing and developing the course curriculum at the university level.

3. Faculty members have the freedom to adopt new technologies/ strategies of teaching such as group discussions, seminar presentations, etc.



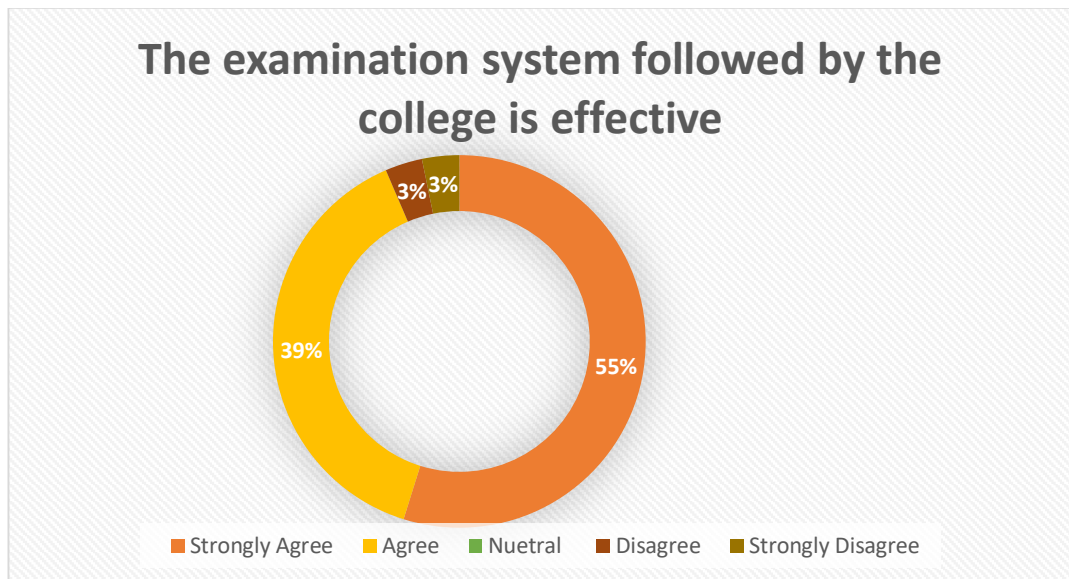
Most of the faculty members opined that the college provides freedom to adopt new technologies.

4. The college encourages faculty members to invite experts from academia, research and institutions, and industry in workshops/seminars etc. organized by respective Departments



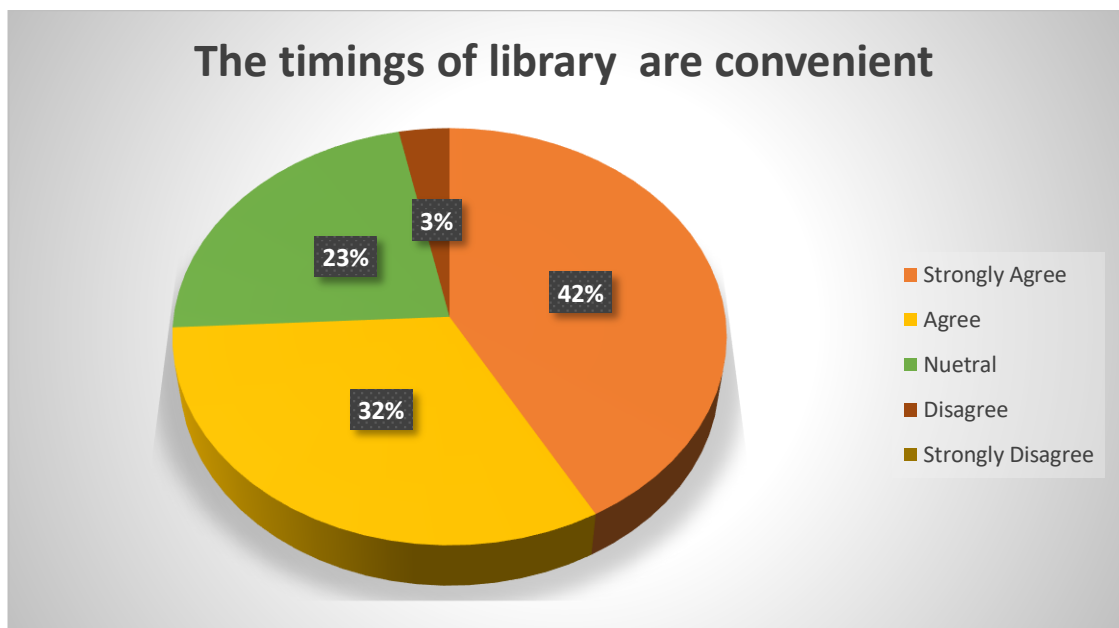
The majority of teachers opined that the college encourages faculty members to invite experts from various fields.

5. The examination and evaluation system followed by the college is effective and fair in judging students' academic performance



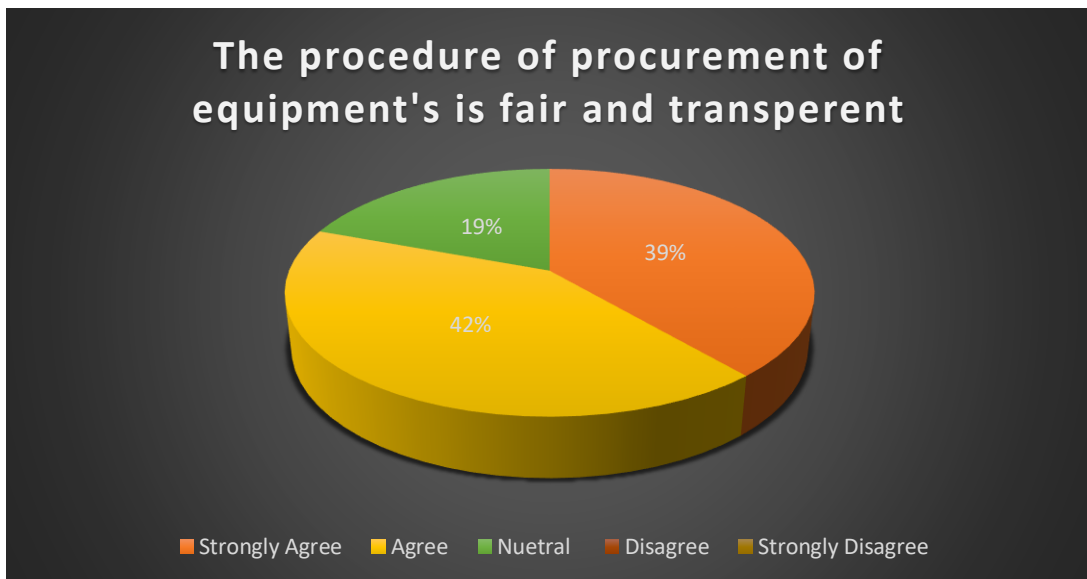
More than 90% of faculty members opined that the examination system followed by the college is effective and fair in judging students' academic performance

6. The timings of the library, as well as the procedure for issues/ return of books in the library, are convenient



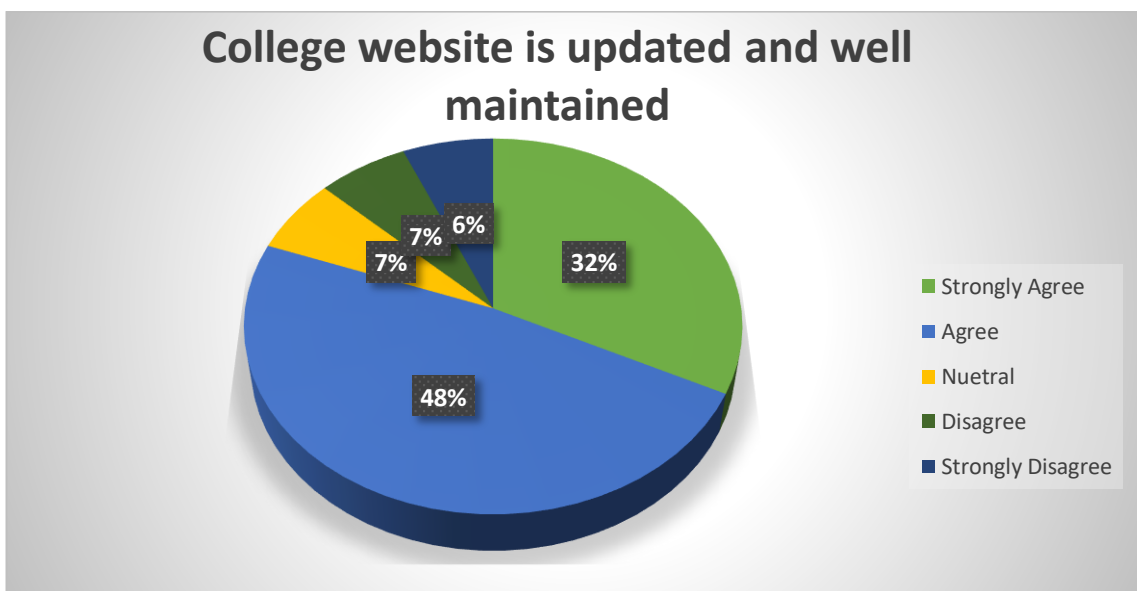
The majority of the faculty members opined that the timings of the library are convenient whereas 23% of the academic staff provided a neutral opinion towards the statement.

7. The procedure of procurement of equipment's software etc. in your department is fair and transparent



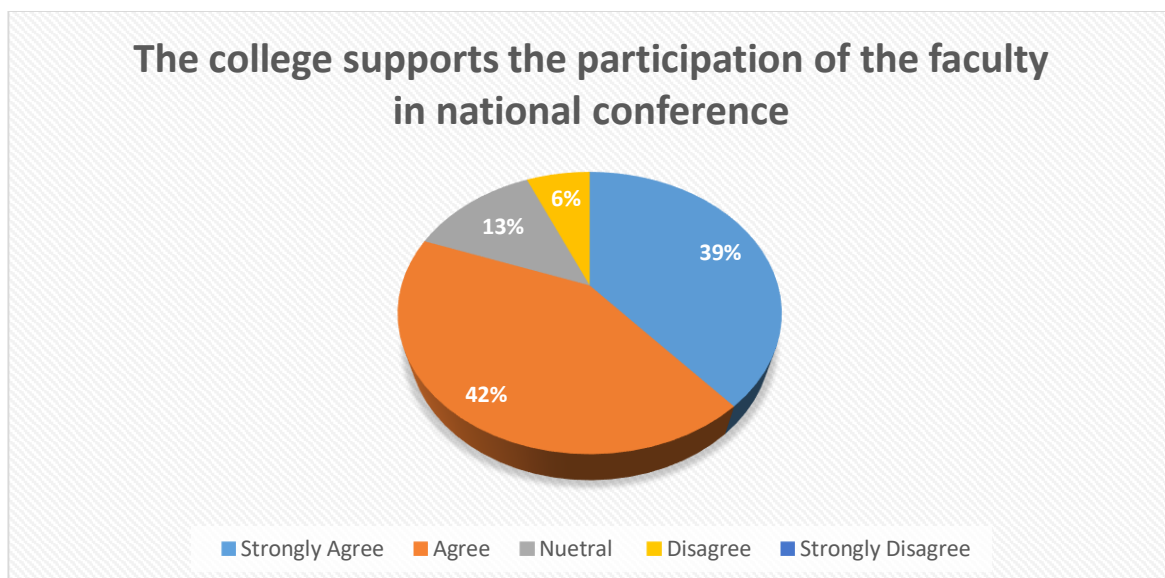
Most of the faculty members opined that the procedure of procurement of equipment's software etc. in their department is fair and transparent. However, 19% of faculty members provide a neutral opinion of the statement.

8. The college website is updated and well-maintained



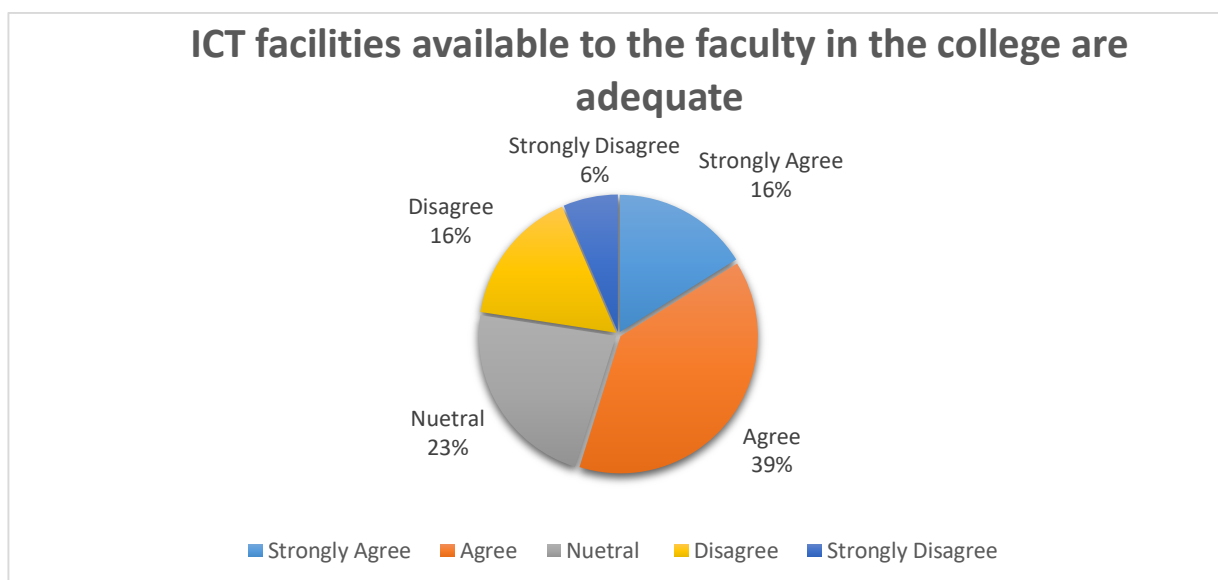
More than half of the faculty members commented that the college website is updated and well-maintained. However, around 20% of faculty members think that it needs improvement.

9. The college supports the participation of the faculty in national conferences/seminars/symposia by providing academic leave



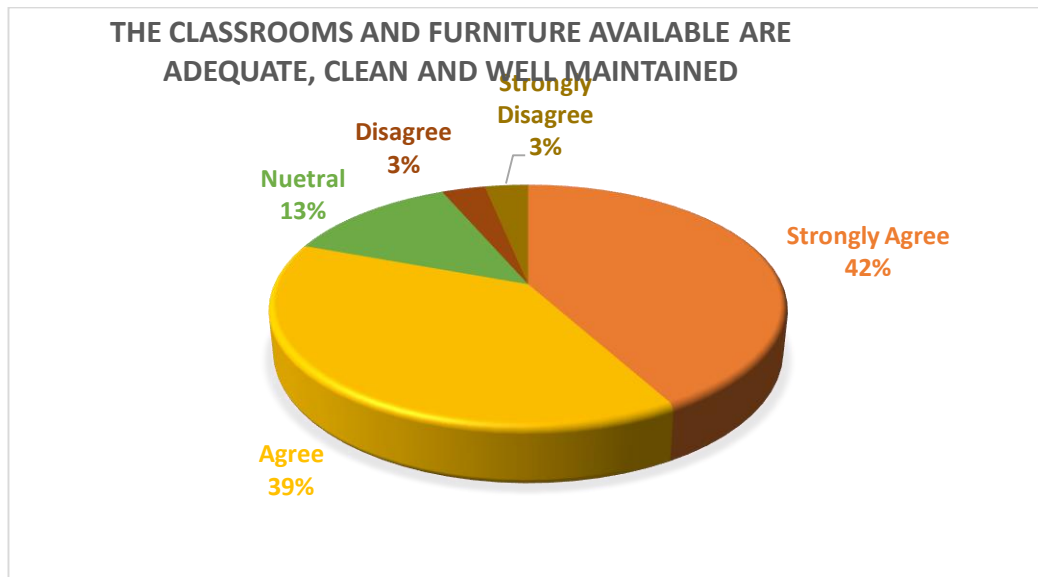
The majority of faculty members opined that the college supports the participation of the faculty in national conferences/seminars/ symposia by providing academic leave. However, some of the faculty members disagree with this statement.

10. ICT facilities available to the faculty in the college are adequate and satisfactory



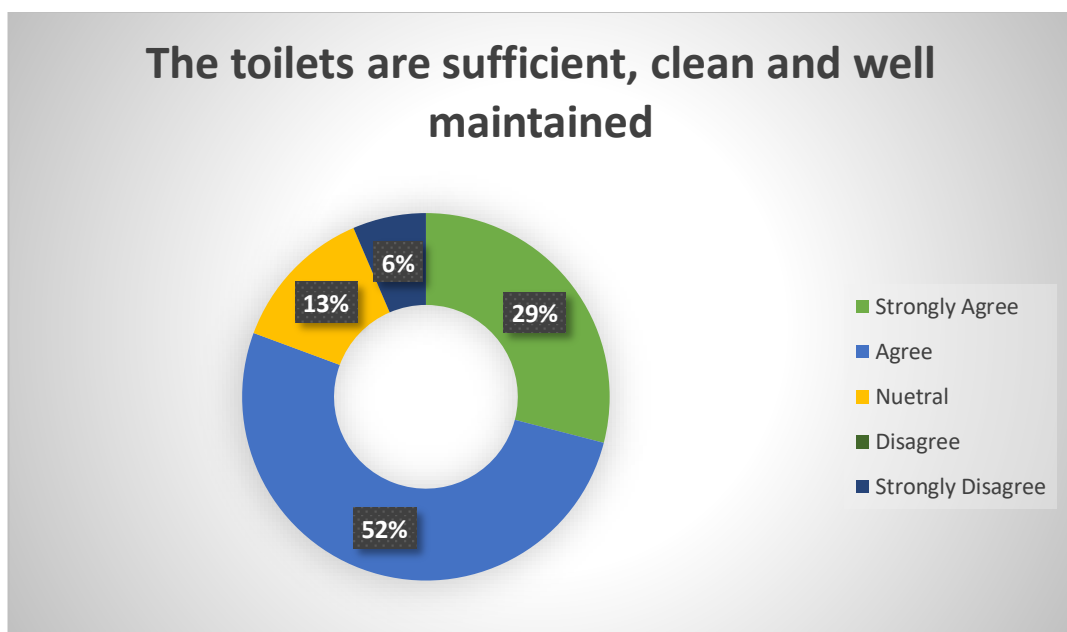
More than 40% of faculty members believe that the ICT facilities available to the faculty in the college are not adequate. Only 16% of the faculty members strongly agree with this statement.

11. The classrooms and furniture available are adequate, clean, and well-maintained



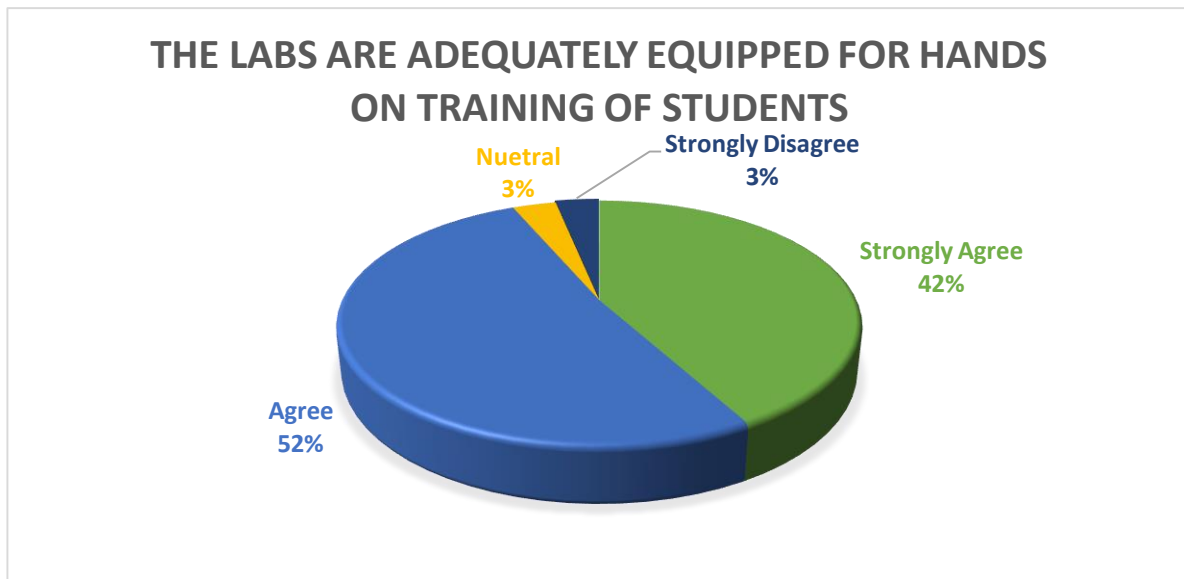
More than half of the faculty members commented that the classroom and furniture available are adequate, clean, and well-maintained. Around 20% of faculty members opined that it needs to be improved.

12. The toilets are sufficient, clean, and well-maintained



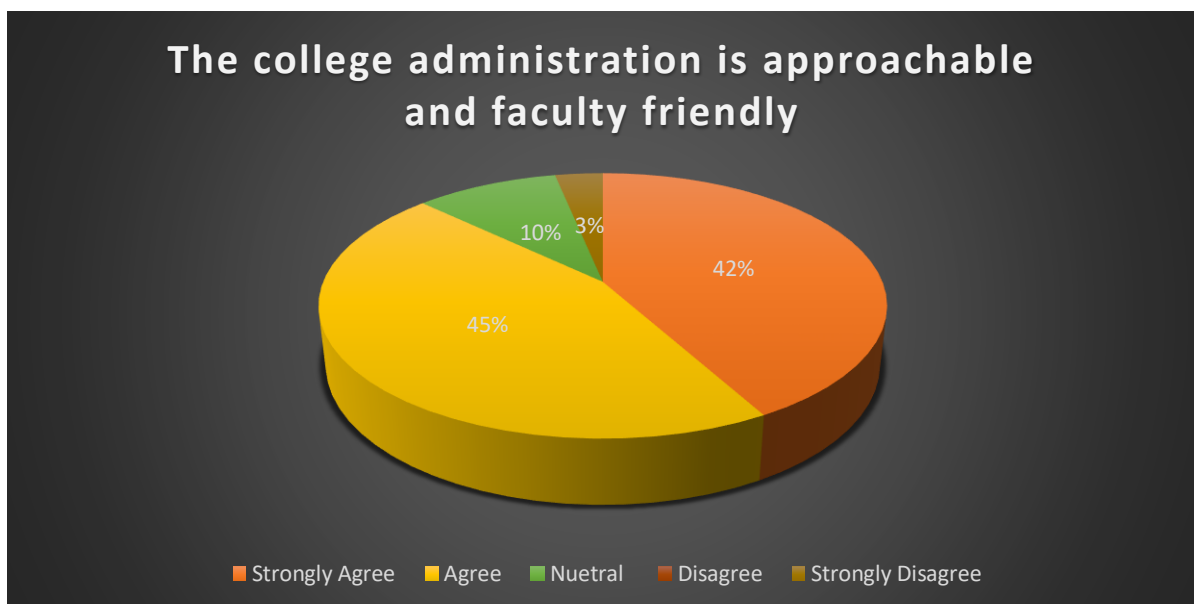
Around 80% of faculty members opined that the toilets are sufficient, clean, and well-maintained. However, 6% of faculty members strongly disagreed with the statement.

13. The labs are adequately equipped for hands-on training of students



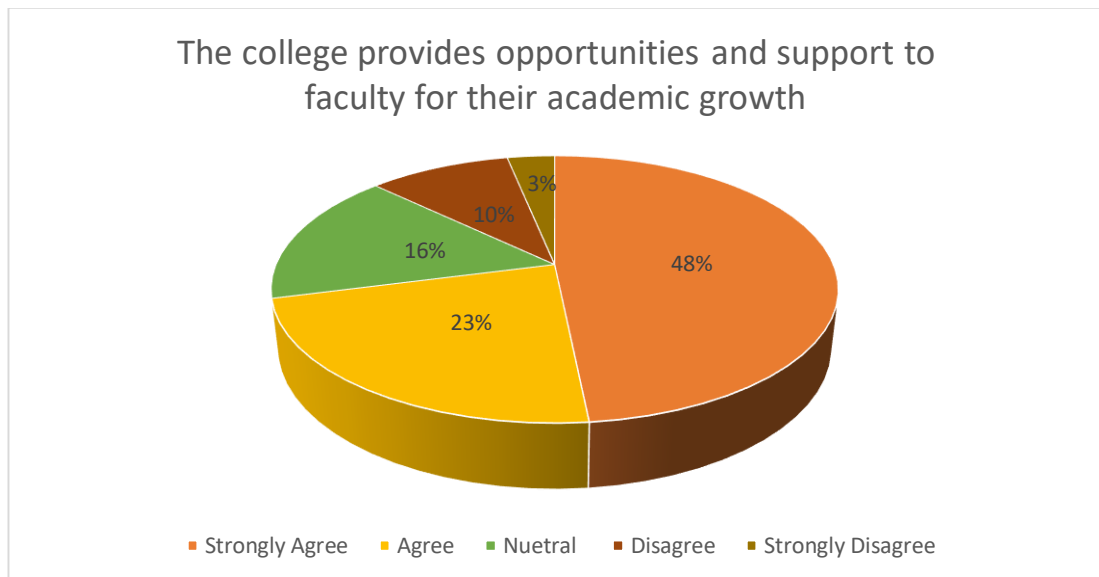
52% of the faculty members agreed that the labs are adequately equipped for hands-on training of students. However, 3% of faculty members strongly disagreed with this statement.

14. The college administration is approachable and faculty-friendly



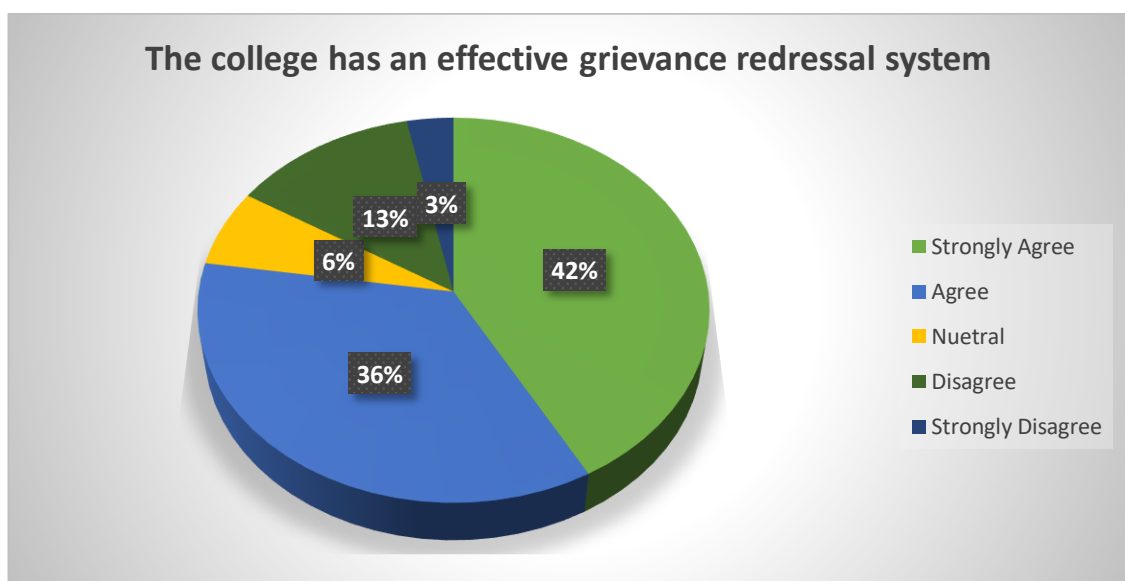
More than 80% of faculty members is of the opinion that the college administration is approachable and faculty friendly. However, 10% of faculty members have neutral opinion on this statement.

15. The college provides adequate opportunities and support to faculty for their academic growth



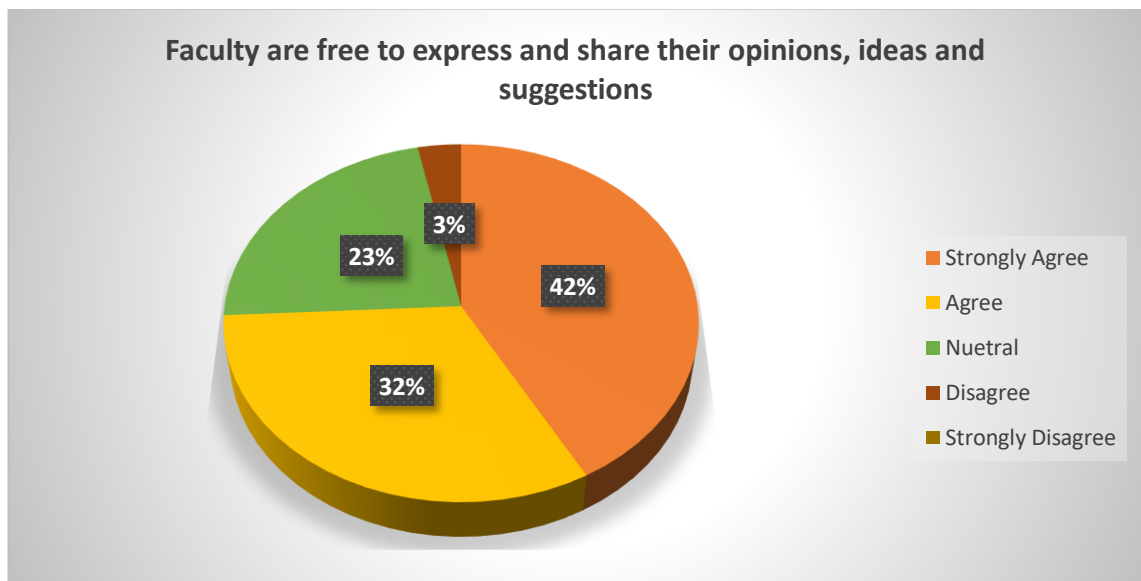
70% of the faculty members opined that the college provides adequate opportunities and support to the faculty for their academic growth. Around 30% of faculty have some disagreement with this statement.

16. The college has an effective grievance redressal system



42% of faculty members agreed that the college has an effective grievance redressal system, whereas 13% of faculty members disagreed with this statement.

17. Faculty are free to express and share their opinions, ideas, and suggestions



More than half of the faculty members opined that they are free to express their ideas, opinions, and suggestions. However, 23% of faculty members provide neutral opinions towards the statement.