

**FEEDBACK ON CURRICULUM
STUDENTS 2022- 2023**

CONTENTS

	TITLE
1	INTRODUCTION
2	FEEDBACK COMMITTEE
3	FEEDBACK METHODOLOGY
4	FEEDBACK PROCESS
5	FEEDBACK ANALYSIS OF STUDENTS

1. INTRODUCTION

Feedback has a significant role in curriculum delivery. IQAC committee compiles feedback on the curriculum from students, teachers, employers and alumni, for the smooth conduct of curriculum. A feedback committee is constituted to collect and analyze the feedback received from the students and intimates the authorities concerned to take necessary steps.

2. FEEDBACK COMMITTEE

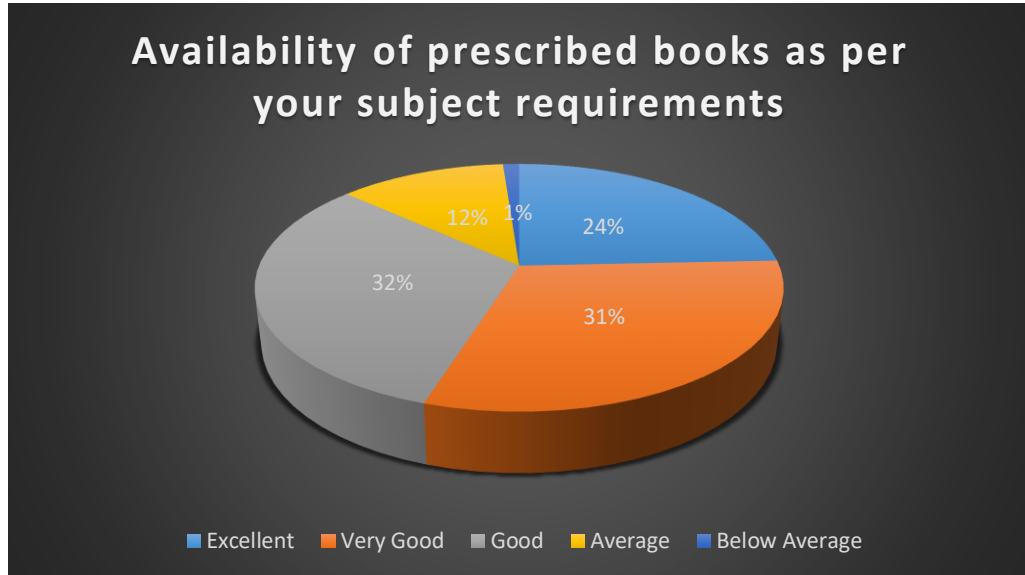
The Feedback Committee consists of the Principal, IQAC Coordinator and Heads of different Departments .They are entrusted with the duty of distributing the questionnaire among the students of different programmes and collecting, analyzing the feedback from the students.

3. FEEDBACK METHODOLOGY

The feedback is compiled from the students through Google forms having variety of questions from different areas of importance and through personal interface with students at open house meetings etc. The collected feedback is analyzed and a summary is submitted to IQAC for further action. IQAC further sends it to the council to implement the suggested changes.

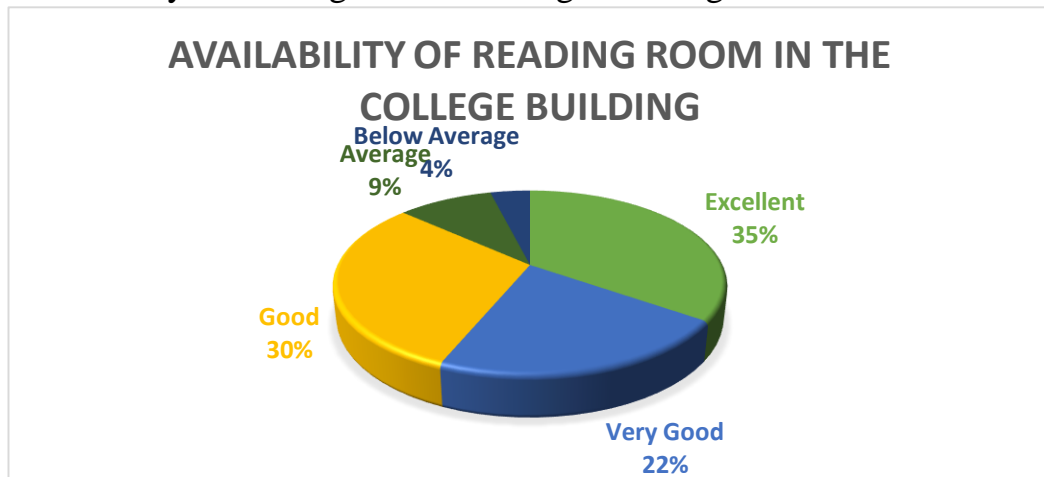
Feedback on the Functioning of the Library

1. Availability of prescribed books as per your subject requirements



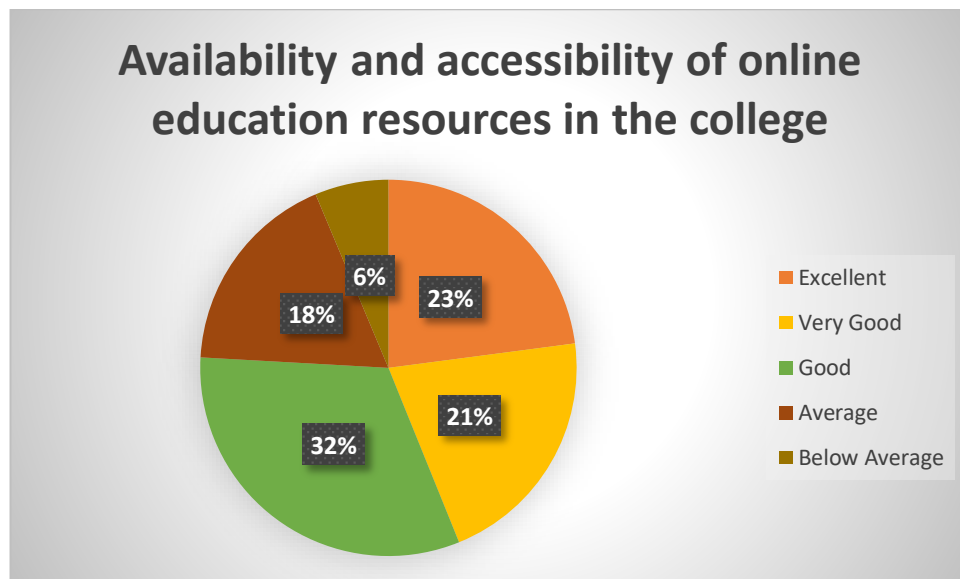
The majority of students opined that the library prescribed books as per their subject requirements. However, some students possess negative opinion of this statement.

2. Availability of reading room in college building



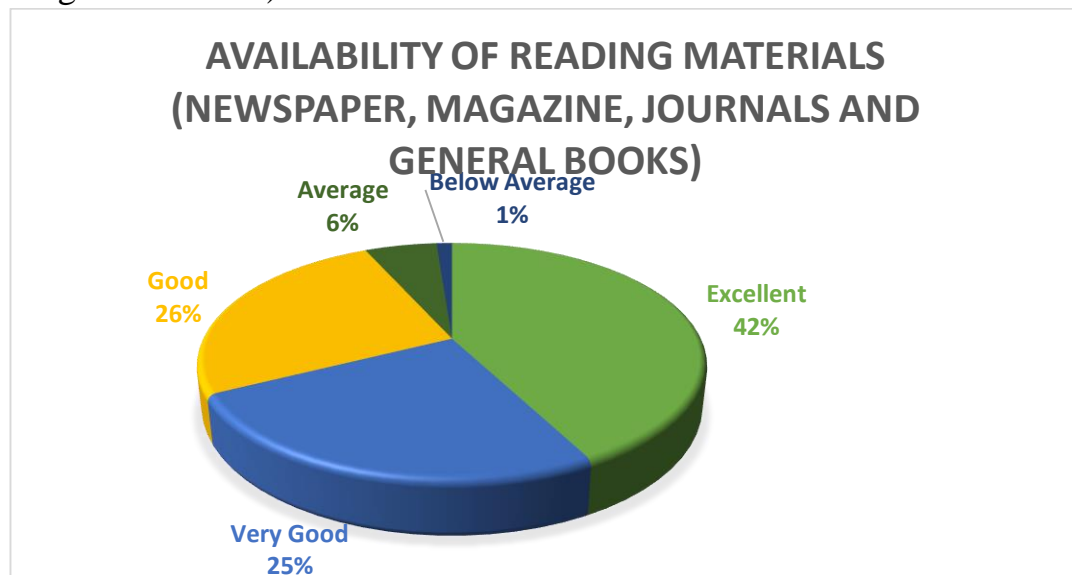
Most of the students are satisfied with the availability of reading room in college building

3. Availability and accessibility of online education resources in the college (e-resources)



Students are satisfied with the availability and accessibility of online education resources in the college (e-resources). However, 6% of students have a negative opinion.

4. Availability of reading materials (Newspaper, magazine, Journals and general books)



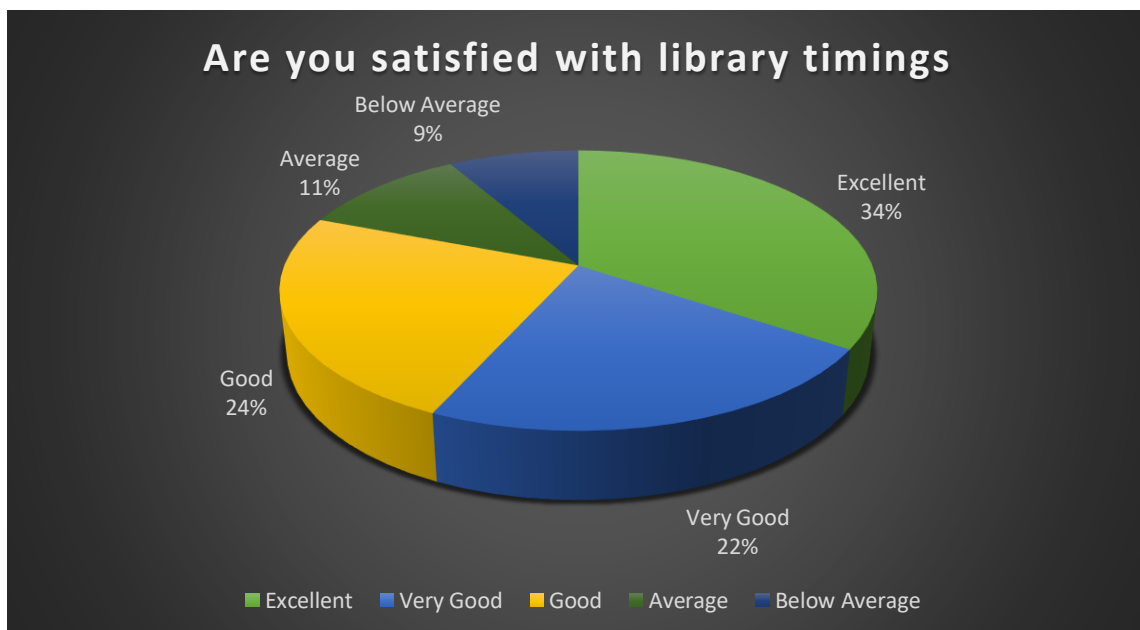
42% of students commented that there are excellent reading materials available in the college, where as 25% commented that the reading material available is very good.

5. Are you satisfied with the overall library services?



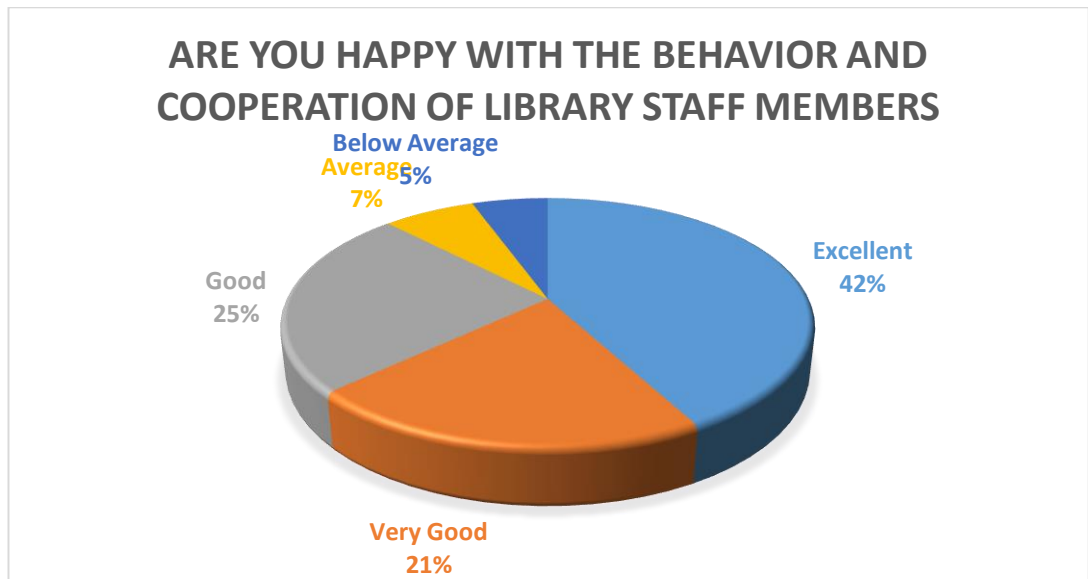
The majority of students are satisfied with the overall services provided by the library.

6. Are you satisfied with library timings



More than 50% of students are satisfied with the library timings. However, 9% of students are very dissatisfied with the library timings.

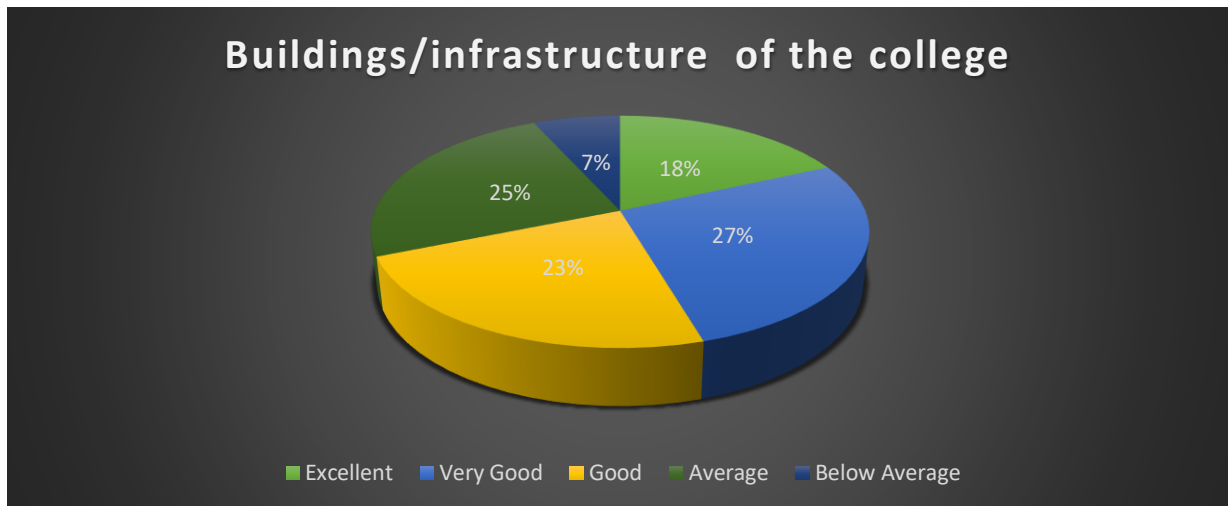
7. Are you happy with the behaviour and cooperation of library staff members



Most of the students participated in the feedback survey opined that they are very satisfied in the behavior and cooperation of library staff members.

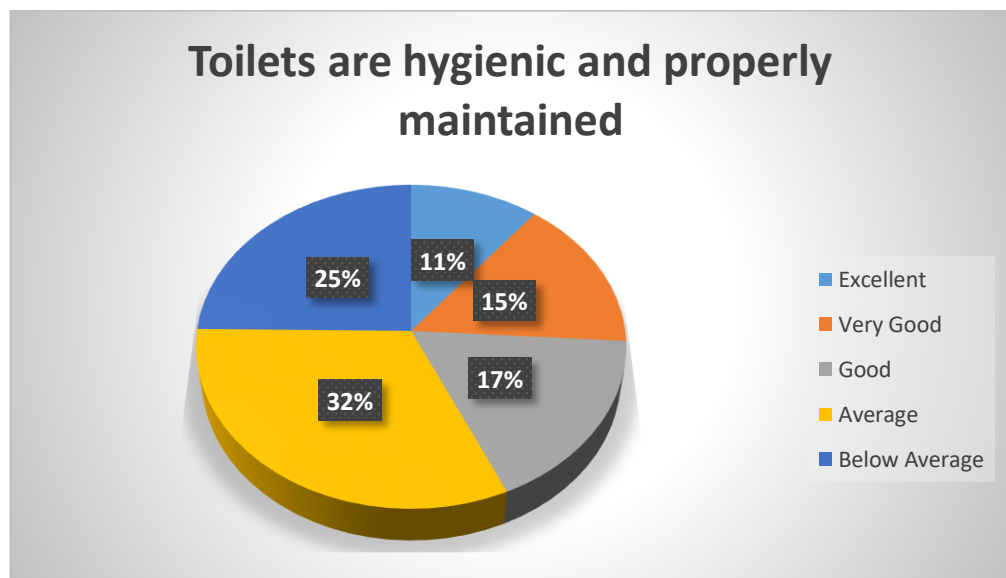
Feedback on infrastructural facilities of the College

1. Buildings/infrastructure of the college



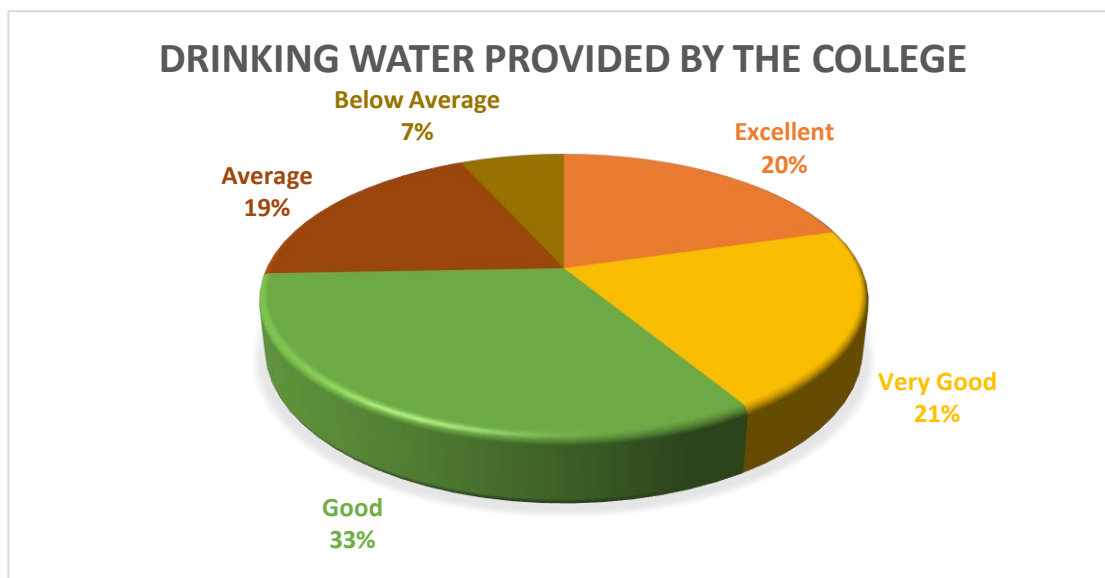
More than 50% of students opined that the infrastructural facilities offered by the college are very good.

2 Toilets are hygienic and properly maintained



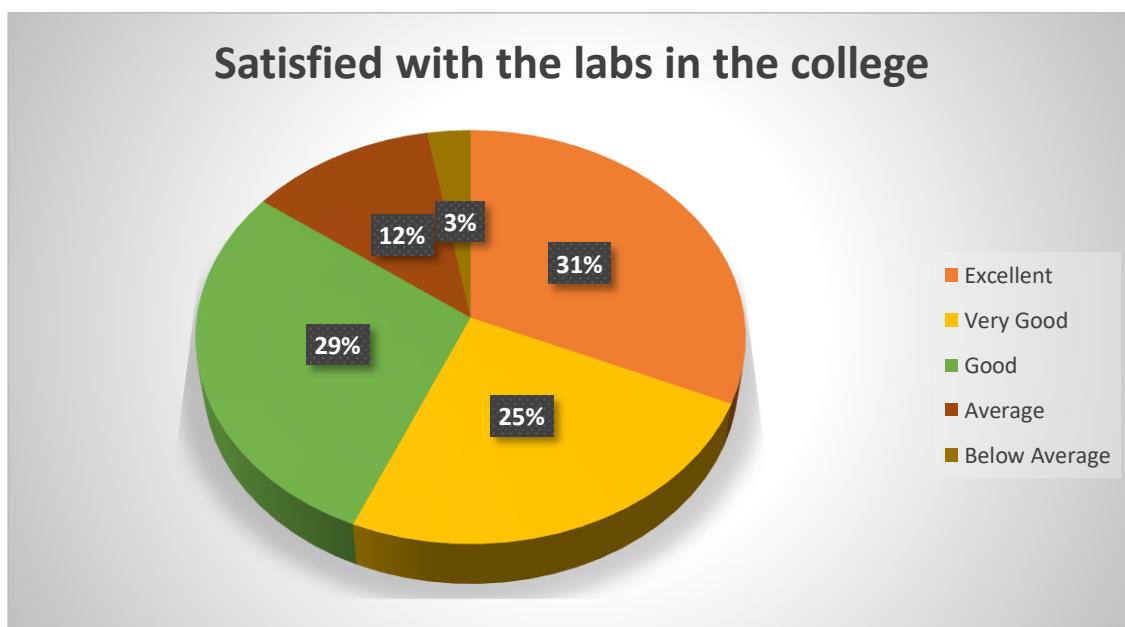
The majority of students complained that toilets are unhygienic and not properly maintained.

3. Drinking water provided by the college



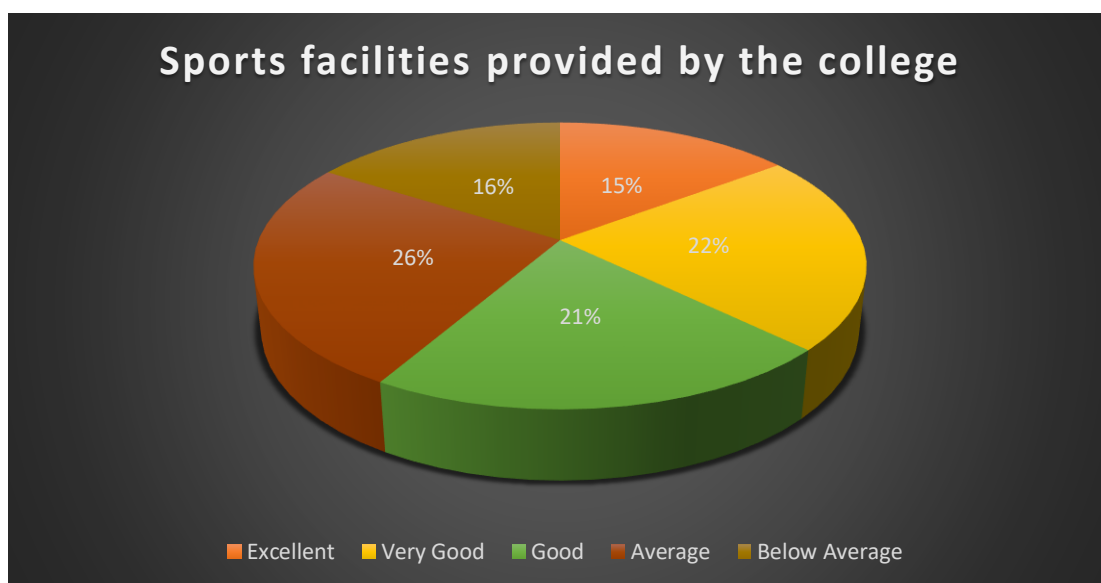
Students are satisfied with the drinking water facilities provided by the college.

4. Satisfied with the labs in the college



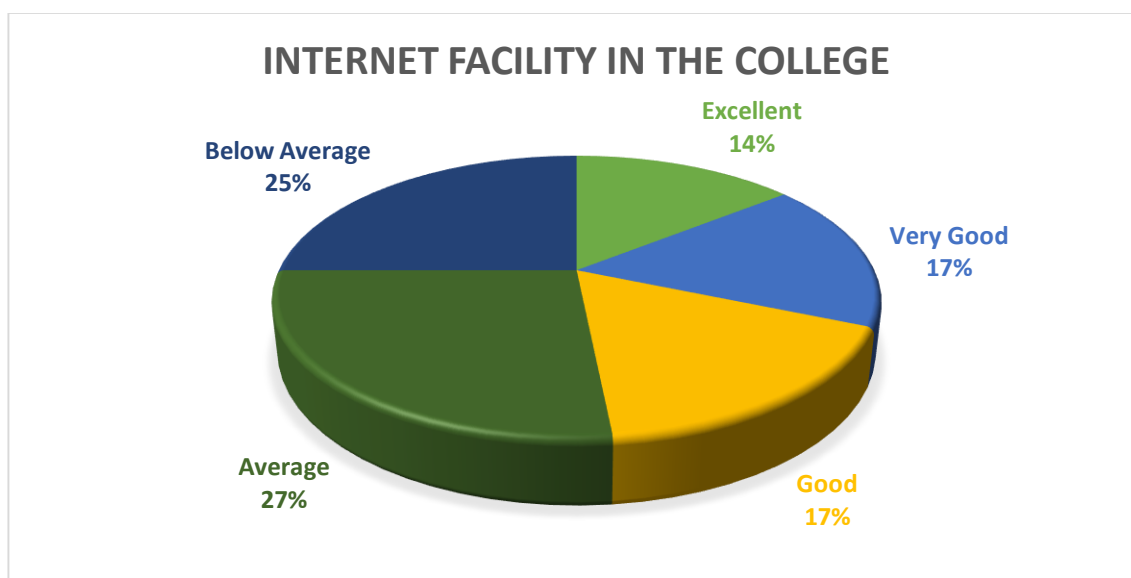
More than half of the students commented that they are satisfied with the laboratory facilities provided by the college.

5. Playground/ sports facilities provided by the college



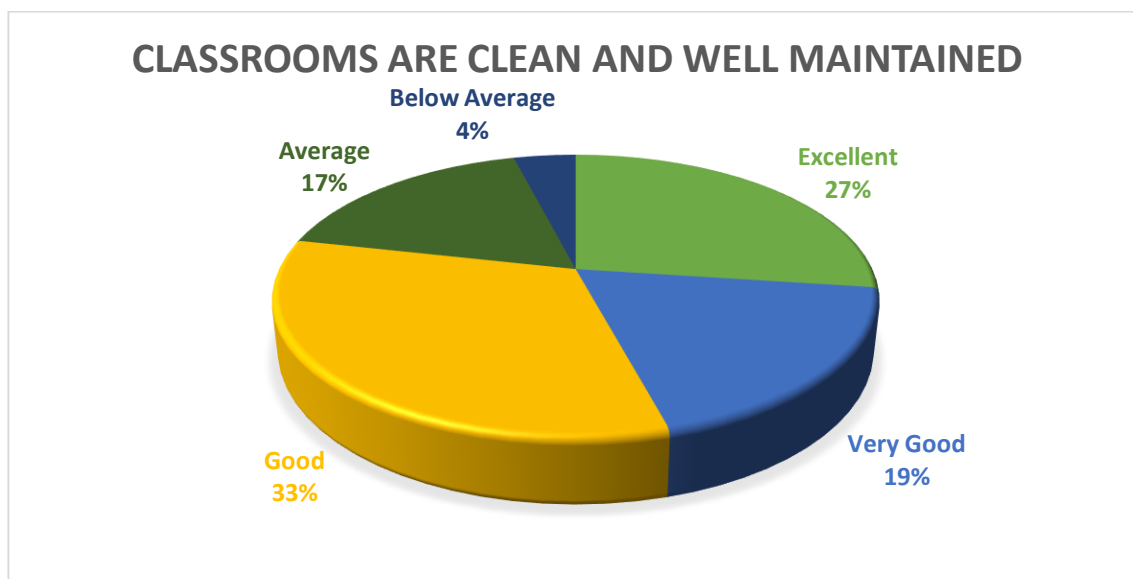
Only 15% of students opined that the sports facilities provided by the college are excellent. Around 50% of students complain about the sports facilities offered by the college.

6. Internet facility in the college



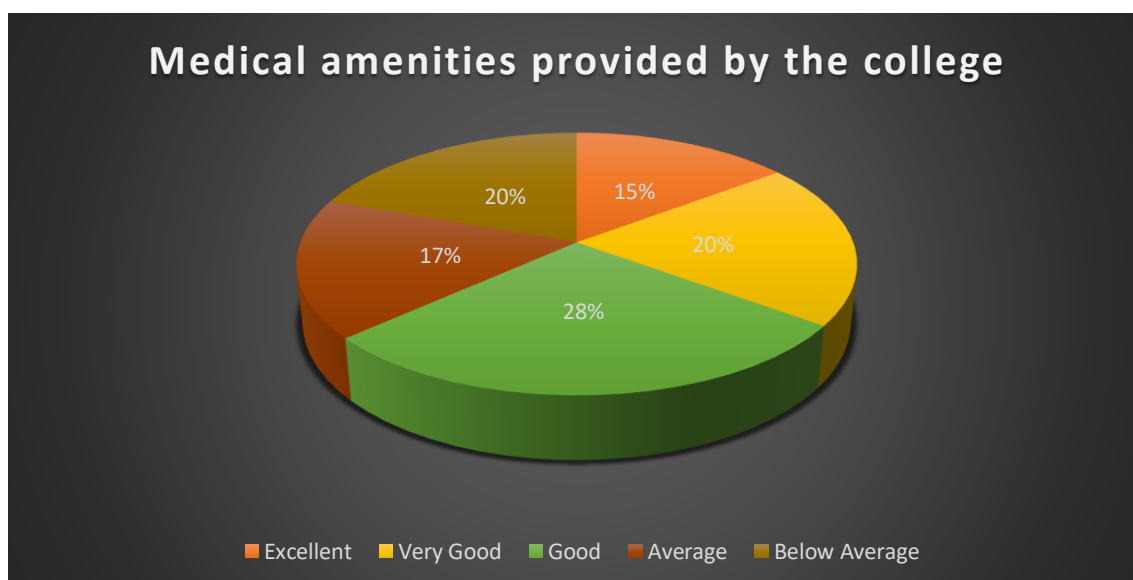
More than 50% of students complained about the internet facilities provided by the college. Only 14% students opined that the internet facilities offered by the college were excellent.

7. Classrooms are clean and well maintained



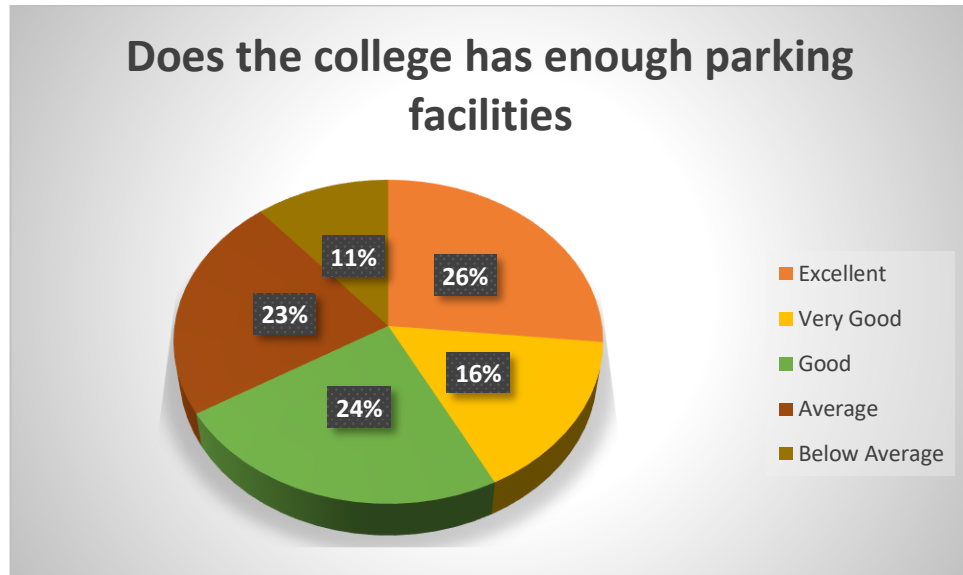
More than 70% of students of students commented that the classrooms are clean and well maintained.

8. Medical amenities provided by the college



Around 60% of students are satisfied with the medical amenities provided by the college. However, 20% of students opined that the medical facilities offered by the college are below their expectation.

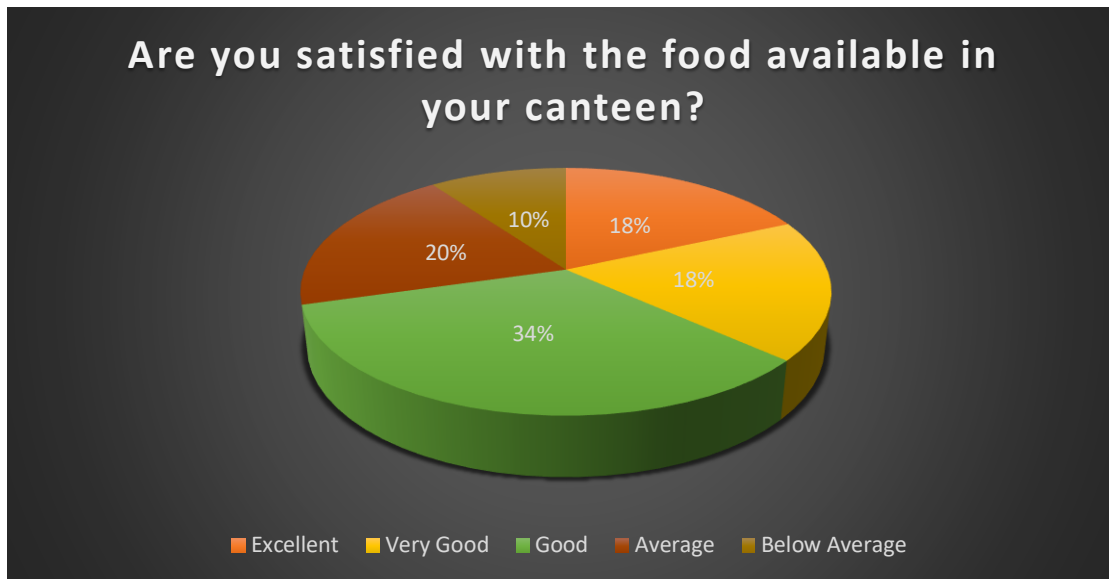
9. Does the college have enough parking facilities?



26% of students opined that the college provides excellent parking facilities. However, 11% of students complained that the parking facilities offered by the college are below their expectation.

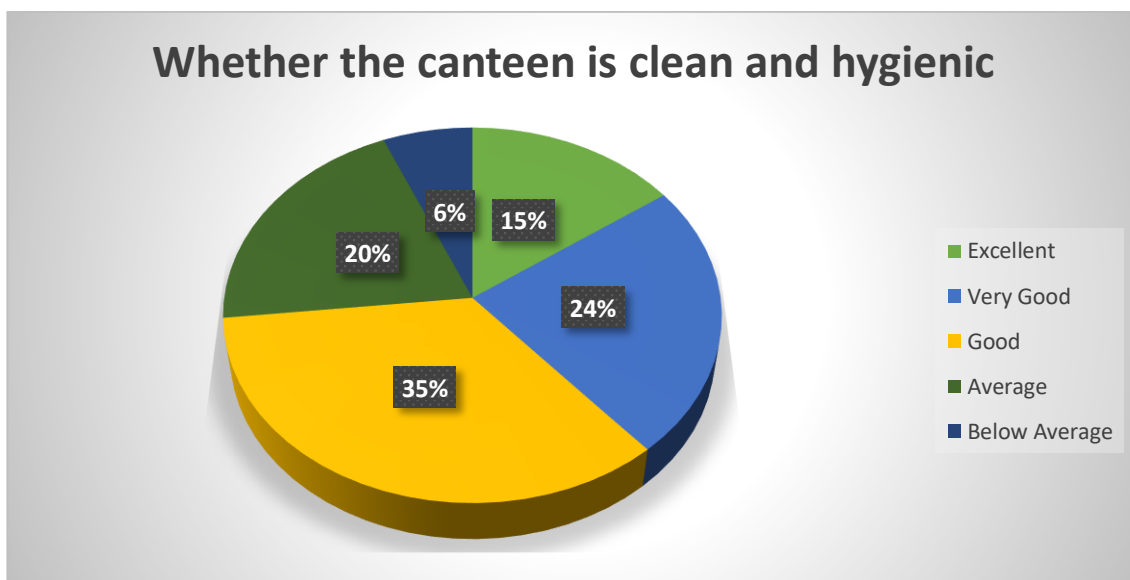
Feedback on Canteen Facilities Provided By the College

1. Are you satisfied with the food available in your canteen?



Majority of students are satisfied with the food available in the college canteen.

2. Whether the canteen is clean and hygienic?



More than half of the students commented that the canteen is clean and hygienic. However, 6% of students possess negative opinion towards this statement.

3. Whether the food is tasty and well-cooked



The majority of students opined that the food provided in college canteen is tasty and well cooked.

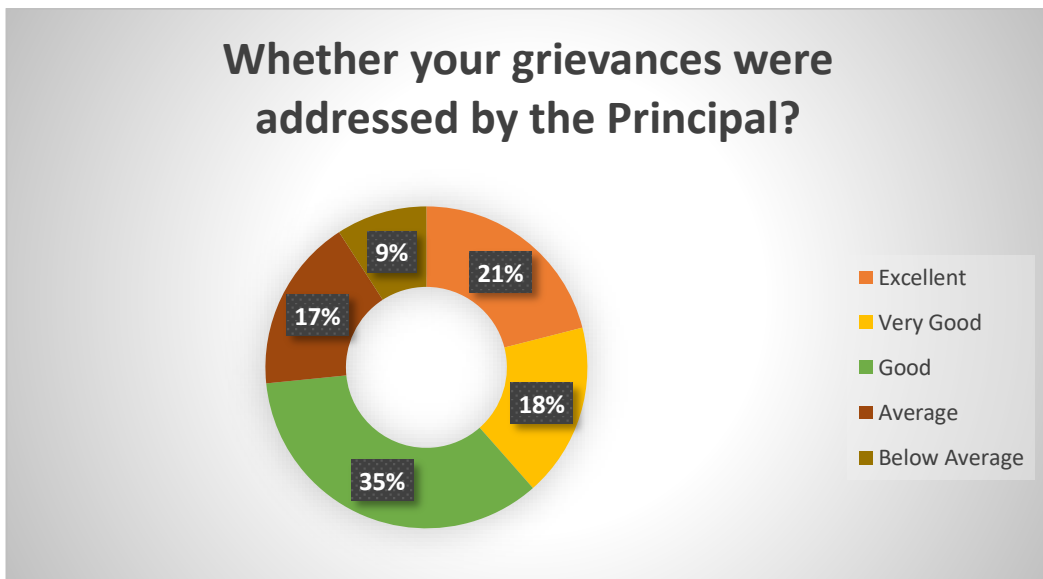
Feedback on the Administrative Function of the College

1. Are you satisfied with the services provided by the office staff?



Students are satisfied with the services provided by the office staff.

2. Whether your grievances and complaints were addressed by the Principal?



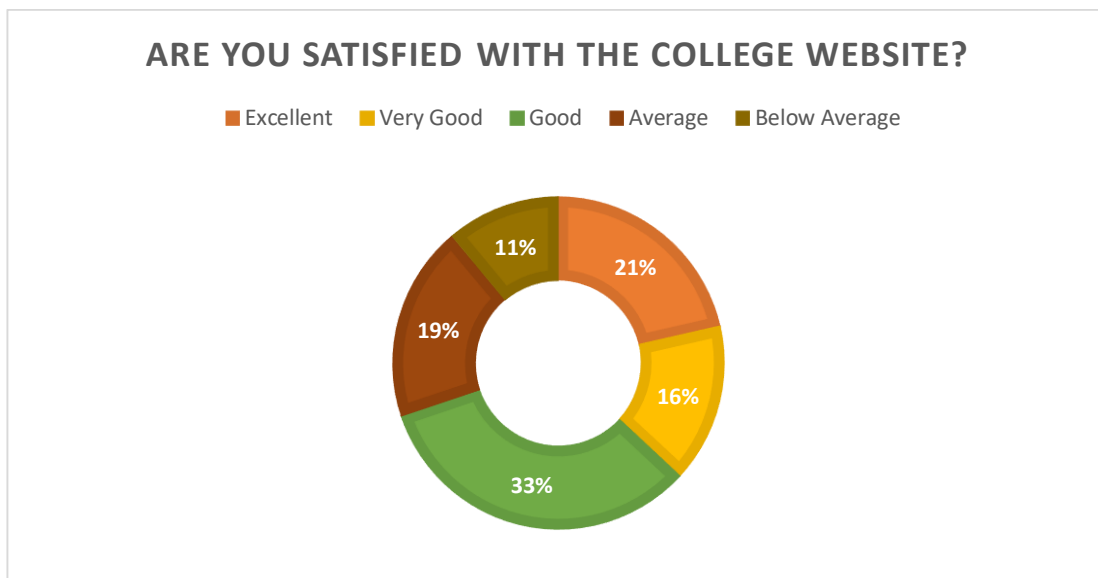
The majority of students commented that their grievances and complaints were addressed by the Principal. Only 9% of students complained that it is not properly addressed by the Principal.

3. Are you satisfied with the attitude and cooperation of administrative staff towards students?



Most of the students opined that they are satisfied with the cooperation of administrative staff towards students.

4. Are you satisfied with the college website?



21% of students commented that the college website are excellent, whereas 11% of students commented that it is below their expectation level.

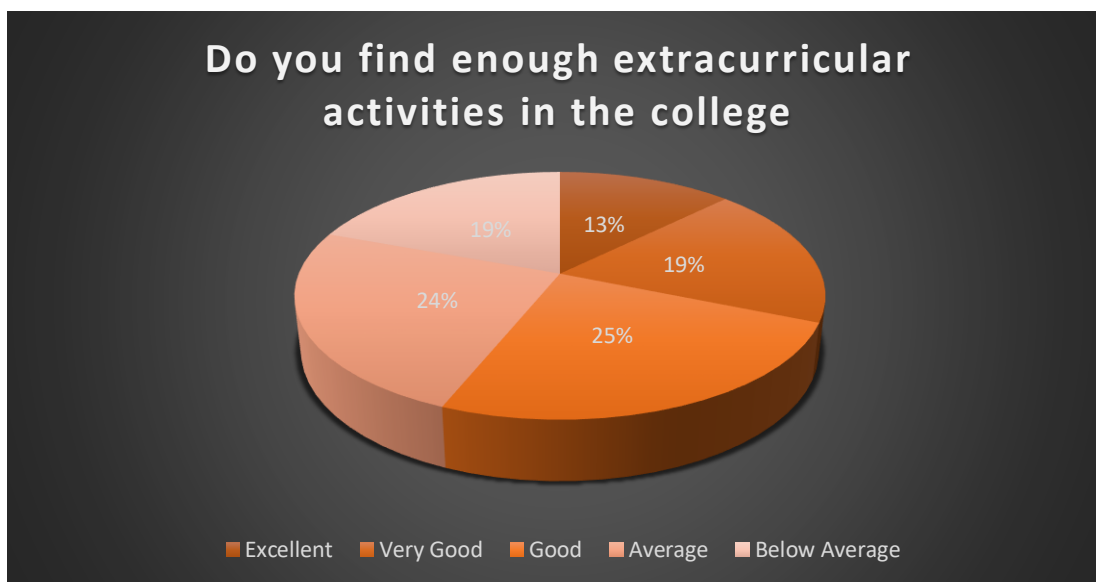
5. Do the office staff redress grievances on time?



40% of students opined that the office staff is very good in redressing their grievance on time. However, 6% of students have negative opinion on the statement.

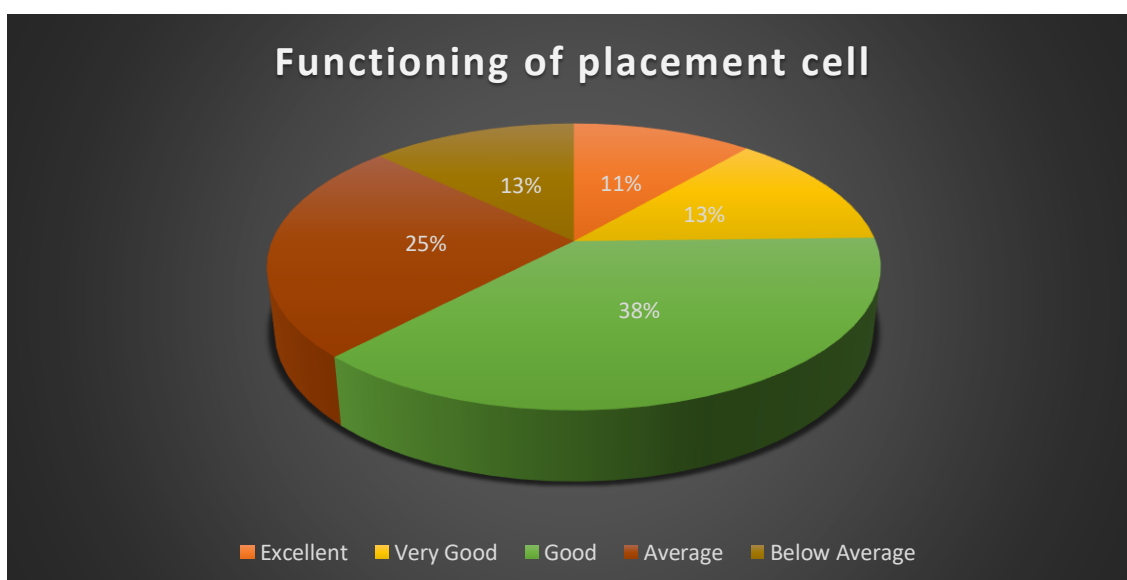
Feedback on Clubs and Activities Organized by the College

1. Do you find enough extracurricular activities in the college?



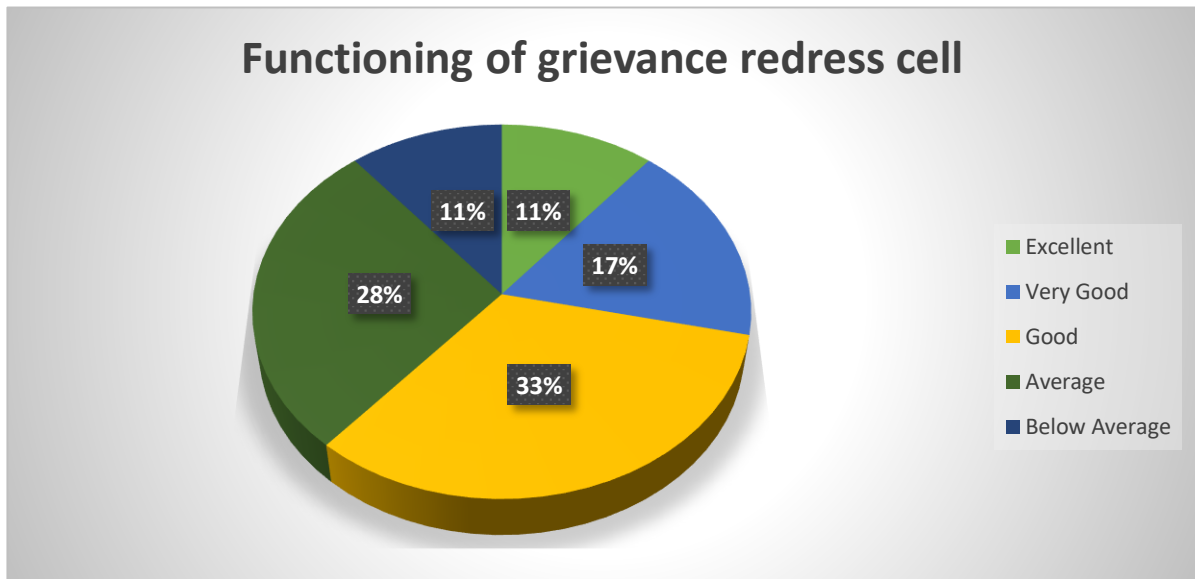
Around 50% of students opined that the college is not offering enough extracurricular activities to the students. Only 13% of students are satisfied with the extracurricular activities offered by the college.

2. Functioning of placement cell



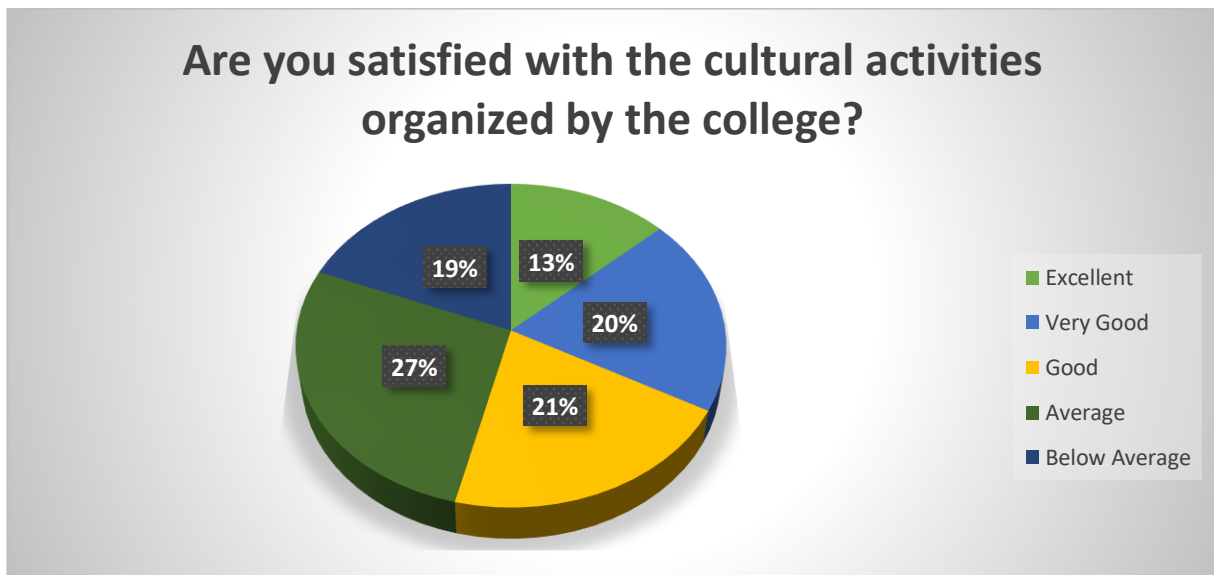
Most of the students are satisfied with the functioning of the placement cell. 13% of students commented that the functioning of the placement cell is below their expectation level.

3. Functioning of grievance redress cell



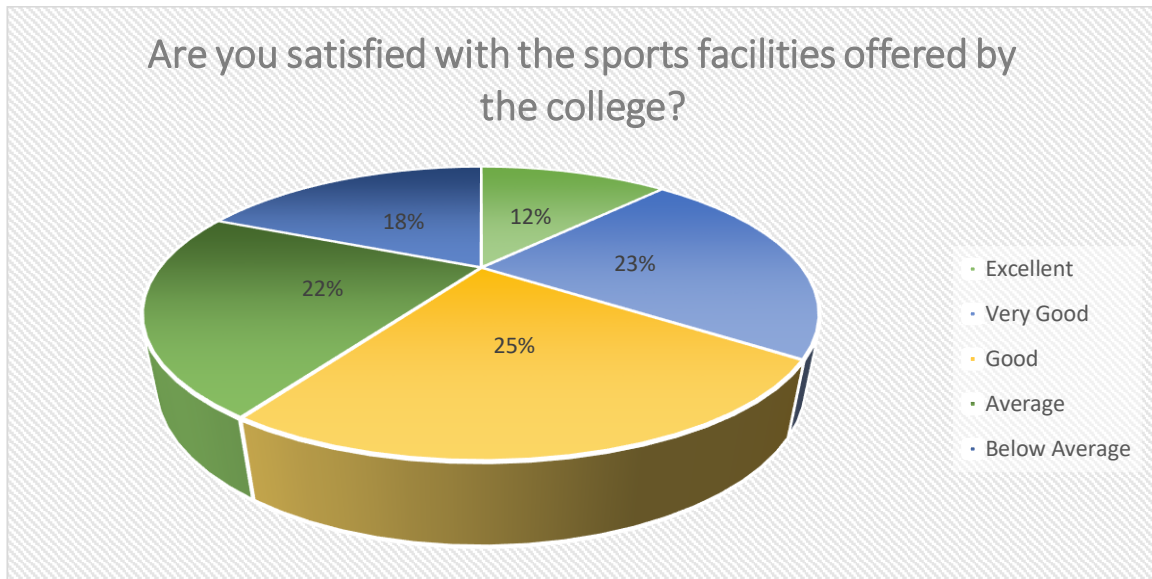
The majority of students opined that the functioning of grievance redress cell is good. However, 11% of students complained that the functioning is below their expectation level.

4. Are you satisfied with the cultural activities organized by the college?



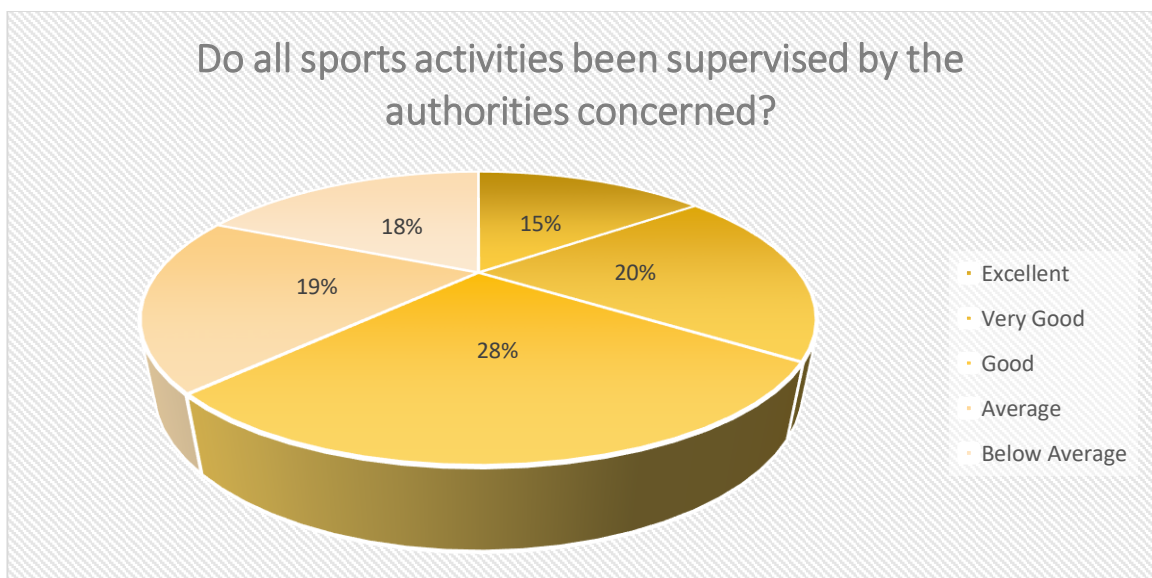
The majority of students are not satisfied with the cultural activities organized by the college.

5. Are you satisfied with the sports facilities offered by the college?



Around 40% of students are not satisfied with the sports facilities offered by the college. Around 60% of students provided average rating to the sports facilities offered by the college.

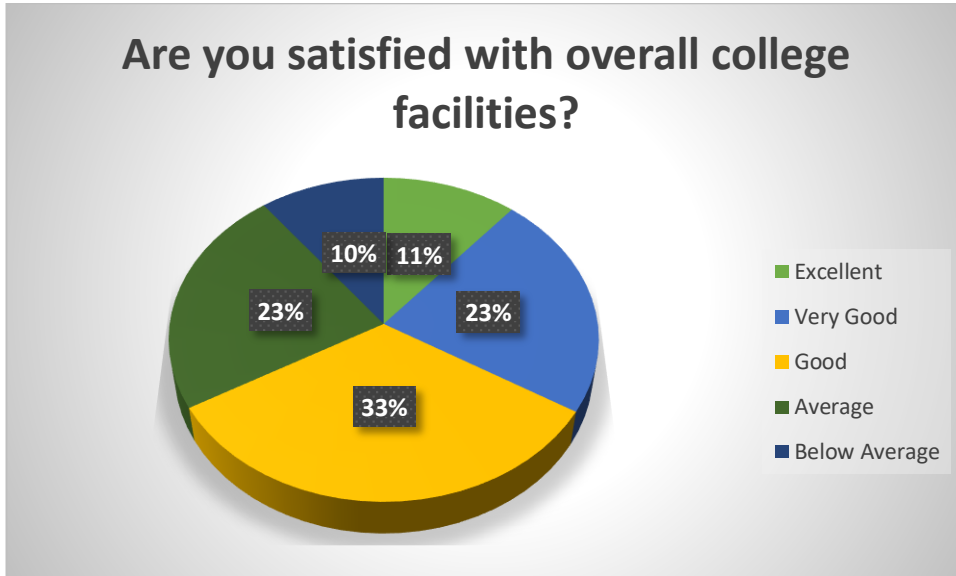
6. Do all sports activities have been supervised by the authorities concerned?



Only 35% of students opined that the sports activities are supervised by the authorities concerned. However, 18% of students complained that it is not properly supervised by the authorities concerned.

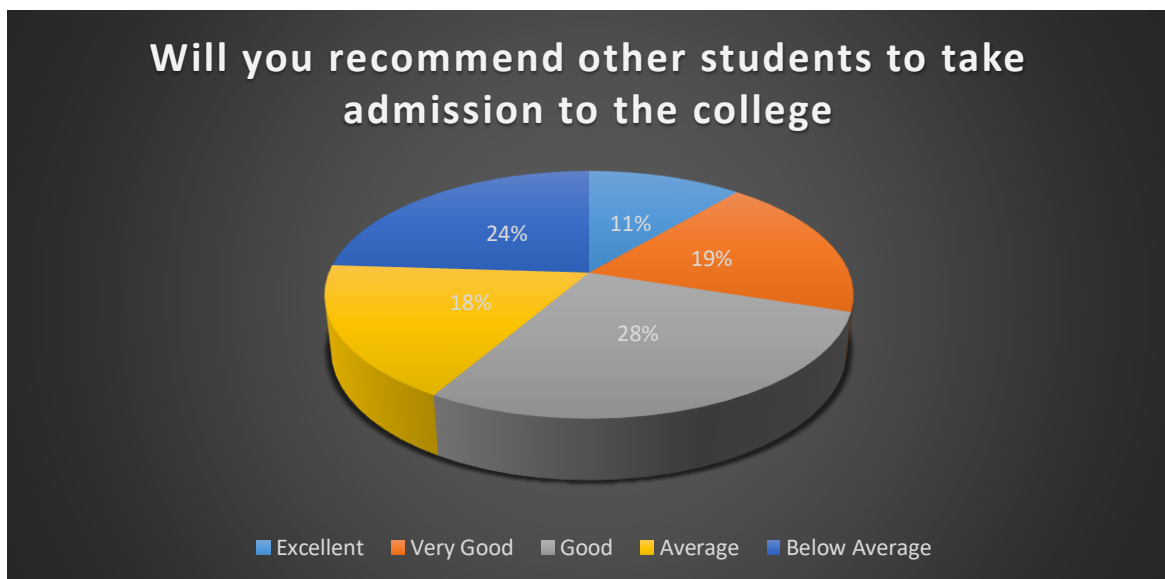
Feedback on the Overall Functioning of the College

1. Are you satisfied with overall college facilities?



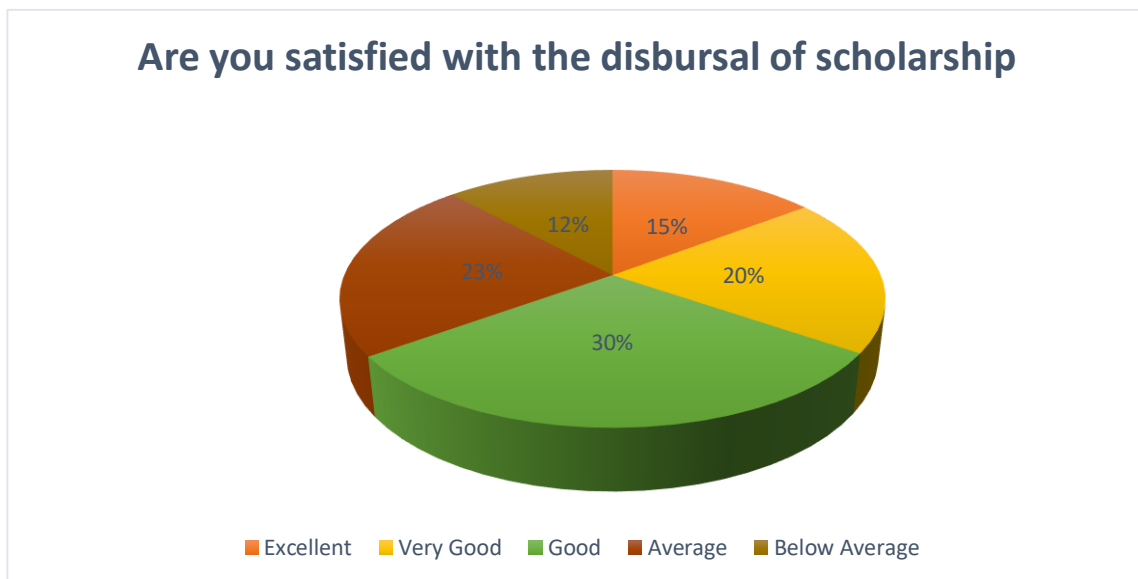
More than 50% of students are satisfied with the overall facilities offered by the college. Only 10% of students are dissatisfied with the overall functioning of the college.

2. Will you recommend other students to take admission to the college



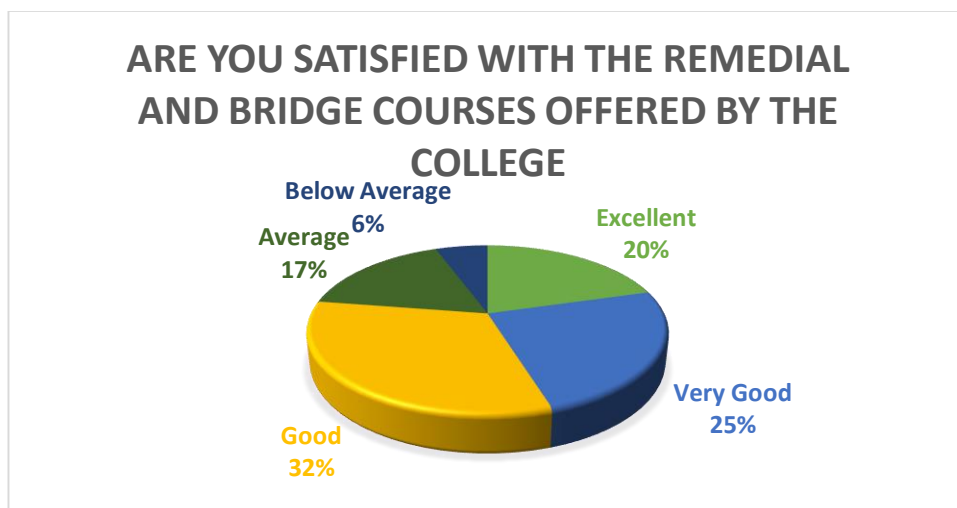
Around 50% of students opined that they will recommend other students to take admission to the college.

3. Are you satisfied with the disbursement of scholarship



35% of students are not satisfied with the disbursement of scholarship. Only 15% of students provide an excellent opinion on the disbursement of scholarships.

4. Are you satisfied with the remedial and bridge courses offered by the college?



The majority of students are satisfied with the remedial and bridge courses offered by the college. Only 6% of students possess negative opinion.

Students' Feedback on Teachers

Department of Food Science

Statements	Excellent	Very Good	Good	Average	Below Average	Total
The teacher covers the syllabus on time	62%	23%	14%	1%		100%
The teacher is regular and punctual in class	62%	20%	14%	4%		100%
The teacher provides guidance in academic and non academic matters	50%	26%	20%	4%		100%
Are you satisfied with the knowledge content of your teacher?	56%	27%	16%	1%		100%
The teacher encourages participation and discussion in class	48%	28%	21%	3%		100%
The teacher uses modern teaching aids/gadgets, hand outs web resources etc.	45%	22%	26%	5%	2%	100%
The teacher invites opinions and questions on the subject matter from students	46%	30%	22%	2%		100%
Teacher creates an interest in the subject	51%	24%	20%	3%	2%	100%
Periodical assessments are conducted as per schedule	52%	25%	20%	3%		100%
The teacher links the subject to real-life experiences and creates interest in the subject	46%	28%	23%	2%	1%	100%
Communicates clearly and efficiently	67%	15%	16%	2%		100%

Overall, students are very satisfied with the performance of teachers in the Food Science Department. However, a smaller percentage of students commented that the performance of teachers are not up to the expectations of students while using modern teaching gadgets and creating an interest in the subject by linking to the outside world

Department of Chemistry

Statements	Excellent	Very Good	Good	Average	Below Average	Total
The teacher covers the syllabus on time	100%					100%
The teacher is regular and punctual in class	100%					100%
The teacher provides guidance in academic and non academic matters	100%					100%
Are you satisfied with the knowledge content of your teacher?	100%					100%
The teacher encourages participation and discussion in class	99%		1%			100%
The teacher uses modern teaching aids/gadgets, hand outs web resources etc.	100%					100%
The teacher invites opinions and questions on the subject matter from students	100%					100%
Teacher creates an interest in the subject	100%					100%
Periodical assessments are conducted as per schedule	100%					100%
The teacher links the subject to real-life experiences and creates interest in the subject	100%					100%
Communicates clearly and efficiently	100%					100%

All the Students have an excellent opinion about the performance of the faculties in the Department of Chemistry. In the case of the teacher encouraging participation and discussion in class, only one student has a difference of opinion, and for all other statements they provide an excellent opinion.

Department of Physics

Statements	Excellent	Very Good	Good	Average	Below Average	Total
The teacher covers the syllabus on time	86%	10%	4%			100%
The teacher is regular and punctual in class	91%	5%	2%	2%		100%
The teacher provides guidance in academic and non academic matters	81%	11%	8%			100%
Are you satisfied with the knowledge content of your teacher?	89%	8%	3%			100%
The teacher encourages participation and discussion in class	84%	10%	6%			100%
The teacher uses modern teaching aids/gadgets, hand outs web resources etc.	77%	17%	6%			100%
The teacher invites opinions and questions on the subject matter from students	84%	11%	5%			100%
Teacher creates an interest in the subject	86%	9%	5%			100%
Periodical assessments are conducted as per schedule	86%	8%	6%			100%
The teacher links the subject to real-life experiences and creates interest in the subject	90%	6%	4%			100%
Communicates clearly and efficiently	87%	9%	4%			100%

From the feedback analysis, it is evident that the majority of students provides an excellent opinion about the faculties in the Department of Physics.

Department of Zoology

Statements	Excellent	Very Good	Good	Average	Below Average	Total
The teacher covers the syllabus on time	71%	16%	11%	2%		100%
The teacher is regular and punctual in class	75%	20%	3%	2%		100%
The teacher provides guidance in academic and non academic matters	80%	15%	5%			100%
Are you satisfied with the knowledge content of your teacher?	92%	8%				100%
The teacher encourages participation and discussion in class	84%	13%	3%			100%
The teacher uses modern teaching aids/gadgets, hand outs web resources etc.	56%	19%	24%	1%		100%
The teacher invites opinions and questions on the subject matter from students	78%	18%	4%			100%
Teacher creates an interest in the subject	75%	18%	6%	1%		100%
Periodical assessments are conducted as per schedule	66%	24%	8%	2%		100%
The teacher links the subject to real-life experiences and creates interest in the subject	65%	20%	13%	2%		100%
Communicates clearly and efficiently	89%	8%	1%	2%		100%

The majority of students in the zoology department commented on the performance of their teachers as excellent. However, a lower percentage of students have some negative opinion and they commented that the performance of their teachers is only average on the given statements.

Department of Politics

Statements	Excellent	Very Good	Good	Average	Below Average	Total
The teacher covers the syllabus on time	81%	14%	5%			100%
The teacher is regular and punctual in class	77%	18%	5%			100%
The teacher provides guidance in academic and non academic matters	76%	15%	7%	2%		100%
Are you satisfied with the knowledge content of your teacher?	81%	16%	3%			100%
The teacher encourages participation and discussion in class	74%	19%	3%	2%	2%	100%
The teacher uses modern teaching aids/gadgets, hand outs web resources etc.	73%	24%	3%			100%
The teacher invites opinions and questions on the subject matter from students	77%	18%	5%			100%
Teacher creates an interest in the subject	78%	15%	6%	1%		100%
Periodical assessments are conducted as per schedule	74%	21%	5%			100%
The teacher links the subject to real-life experiences and creates interest in the subject	81%	13%	6%			100%
Communicates clearly and efficiently	84%	12%	4%			100%

From the feedback analysis, it is evident that the majority of students provide an excellent opinion about the faculties in the Department of Political Science. Only 2% of students commented that the performance of teachers are below average in creating participative environment in the classroom.

Department of Commerce

	Excellent	Very Good	Good	Average	Below Average	Total
The teacher covers the syllabus on time	75%	12%	11%	2%		100%
The teacher is regular and punctual in class	85%	10%	5%			100%
The teacher provides guidance in academic and non academic matters	57%	21%	18%	4%		100%
Are you satisfied with the knowledge content of your teacher?	53%	33%	10%	4%		100%
The teacher encourages participation and discussion in class	51%	25%	20%	4%		100%
The teacher uses modern teaching aids/gadgets, hand outs web resources etc.	41%	31%	24%	4%		100%
The teacher invites opinions and questions on the subject matter from students	47%	31%	20%	2%		100%
Teacher creates an interest in the subject	56%	18%	20%	6%		100%
Periodical assessments are conducted as per schedule	54%	28%	16%	2%		100%
The teacher links the subject to real-life experiences and creates interest in the subject	57%	21%	15%	7%		100%
Communicates clearly and efficiently	65%	22%	10%	3%		100%

The majority of students are satisfied with the performance of teachers in the Department of Commerce. However, around 8% of students have some displeasure with the performance of their teachers.

Department of Economics

Statements	Excellent	Very Good	Good	Average	Below Average	Total
The teacher covers the syllabus on time	61%	22%	15%	2%		100%
The teacher is regular and punctual in class	52%	28%	17%	3%		100%
The teacher provides guidance in academic and non academic matters	50%	29%	18%	3%		100%
Are you satisfied with the knowledge content of your teacher?	58%	23%	16%	3%		100%
The teacher encourages participation and discussion in class	52%	29%	15%	3%	1%	100%
The teacher uses modern teaching aids/gadgets, hand outs web resources etc.	44%	35%	19%	2%		100%
The teacher invites opinions and questions on the subject matter from students	50%	31%	16%	2%	1%	100%
Teacher creates an interest in the subject	50%	28%	19%	3%		100%
Periodical assessments are conducted as per schedule	51%	27%	20%	2%		100%
The teacher links the subject to real-life experiences and creates interest in the subject	46%	32%	19%	3%		100%
Communicates clearly and efficiently	60%	21%	16%	2%	1%	100%

Around 50% of students commented that the performance of the teachers are excellent. However, one percentage of students commented that it is below average level.